



US00D900549S

(12) **United States Design Patent**  
**Chapman**

(10) **Patent No.:** **US D900,549 S**

(45) **Date of Patent:** **\*\* Nov. 3, 2020**

(54) **TACO HOLDER**

(71) Applicant: **Dean Chapman**, Montclair, NJ (US)

(72) Inventor: **Dean Chapman**, Montclair, NJ (US)

(\*\*) Term: **15 Years**

(21) Appl. No.: **29/683,733**

(22) Filed: **Mar. 15, 2019**

(51) **LOC (12) Cl.** ..... **07-01**

(52) **U.S. Cl.**  
USPC ..... **D7/504**

(58) **Field of Classification Search**  
USPC ..... D7/504, 500, 566, 570, 586, 587, 590,  
D7/600.1-600.4, 601, 602, 403, 701,  
D7/553.1, 553.2, 555, 545; D30/133,  
D30/130; D24/227; D6/682.2, 683  
CPC ..... A47G 2019/306; A47G 19/30; A47G  
21/001; A47G 23/06; A47J 37/01  
See application file for complete search history.

(56) **References Cited**

**U.S. PATENT DOCUMENTS**

D211,043 S *	5/1968	Kay	.....	D7/586
D247,413 S *	3/1978	Hamilton	.....	D7/545
4,362,247 A *	12/1982	Rueda	.....	A47G 19/30 211/85.4
4,653,645 A *	3/1987	Thomas	.....	A47G 19/30 206/549
D291,269 S *	8/1987	Richards	.....	D7/504
D350,671 S *	9/1994	Asner	.....	D7/504
D377,584 S *	1/1997	Cherney	.....	D7/504
D446,092 S *	8/2001	Cautereels	.....	D7/701
D454,265 S *	3/2002	Lillelund	.....	D6/683
D538,596 S *	3/2007	Camp	.....	D7/504

D564,299 S *	3/2008	Stasiak	.....	D7/504
D696,909 S *	1/2014	Battaglia	.....	D7/601
D770,243 S *	11/2016	Esquivel	.....	D7/504
D776,491 S *	1/2017	Goldfarb	.....	D7/630

**OTHER PUBLICATIONS**

Prepara Single Taco Holder, Aug. 6, 2018, Amazon, [https://www.amazon.com/Prepara-Single-Taco-Holder-Red/dp/B07G7YG3VQ?ref\\_ast\\_bbp\\_dp](https://www.amazon.com/Prepara-Single-Taco-Holder-Red/dp/B07G7YG3VQ?ref_ast_bbp_dp) (Year: 2018).\*

\* cited by examiner

*Primary Examiner* — Brett Miller

(74) *Attorney, Agent, or Firm* — Stuart M. Goldstein

(57) **CLAIM**

The ornamental design for the taco holder, as shown and described.

**DESCRIPTION**

FIG. 1 is a perspective view of the taco holder of the present invention.

FIG. 2 is an elevation view of the taco holder of the present invention.

FIG. 3 is the opposite elevation view of the taco holder of the present invention.

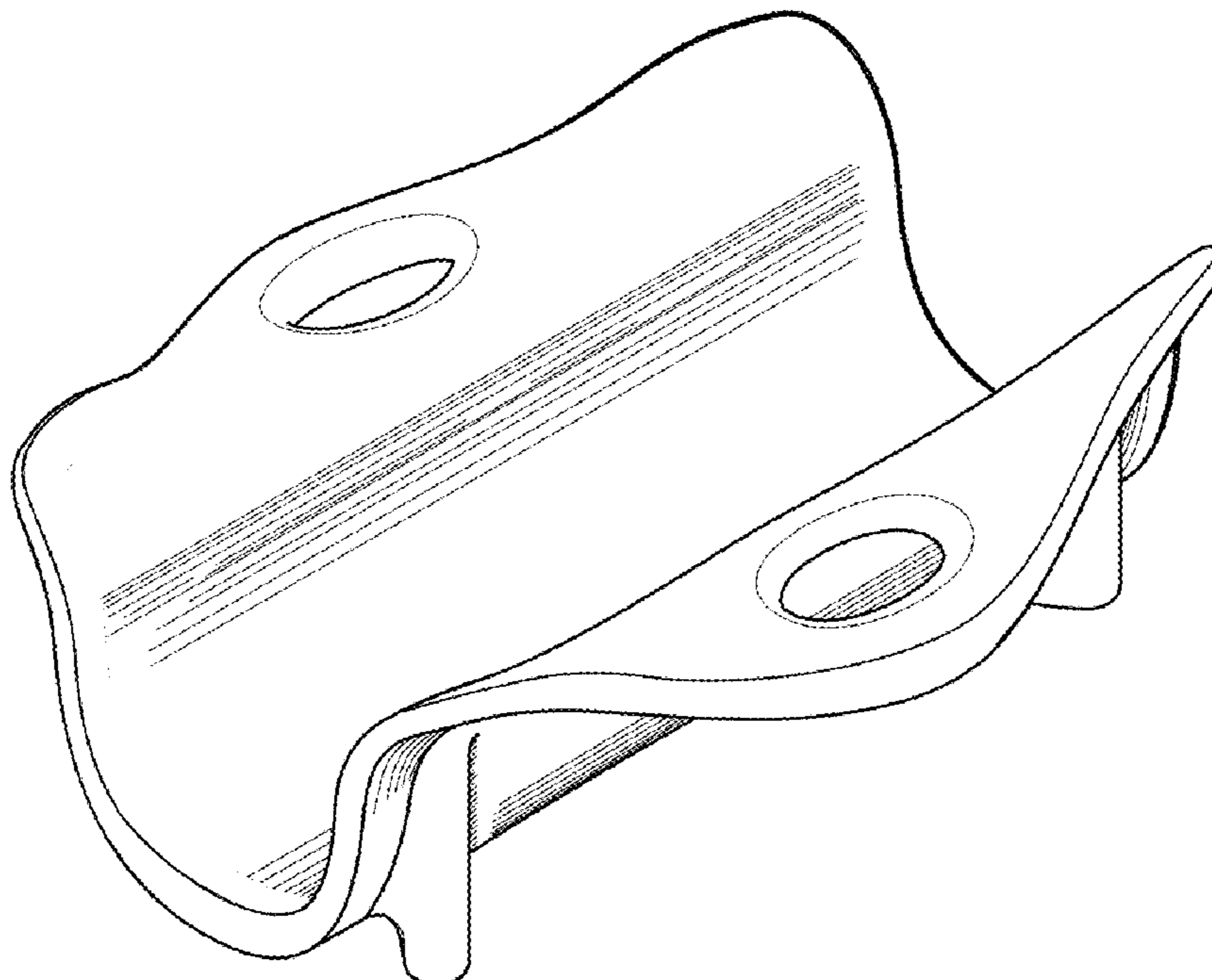
FIG. 4 is the bottom view of the taco holder of the present invention.

FIG. 5 is the top view of the taco holder of the present invention.

FIG. 6 is an end view of the taco holder of the present invention; and,

FIG. 7 is the opposite end view of the taco holder of the present invention.

**1 Claim, 3 Drawing Sheets**



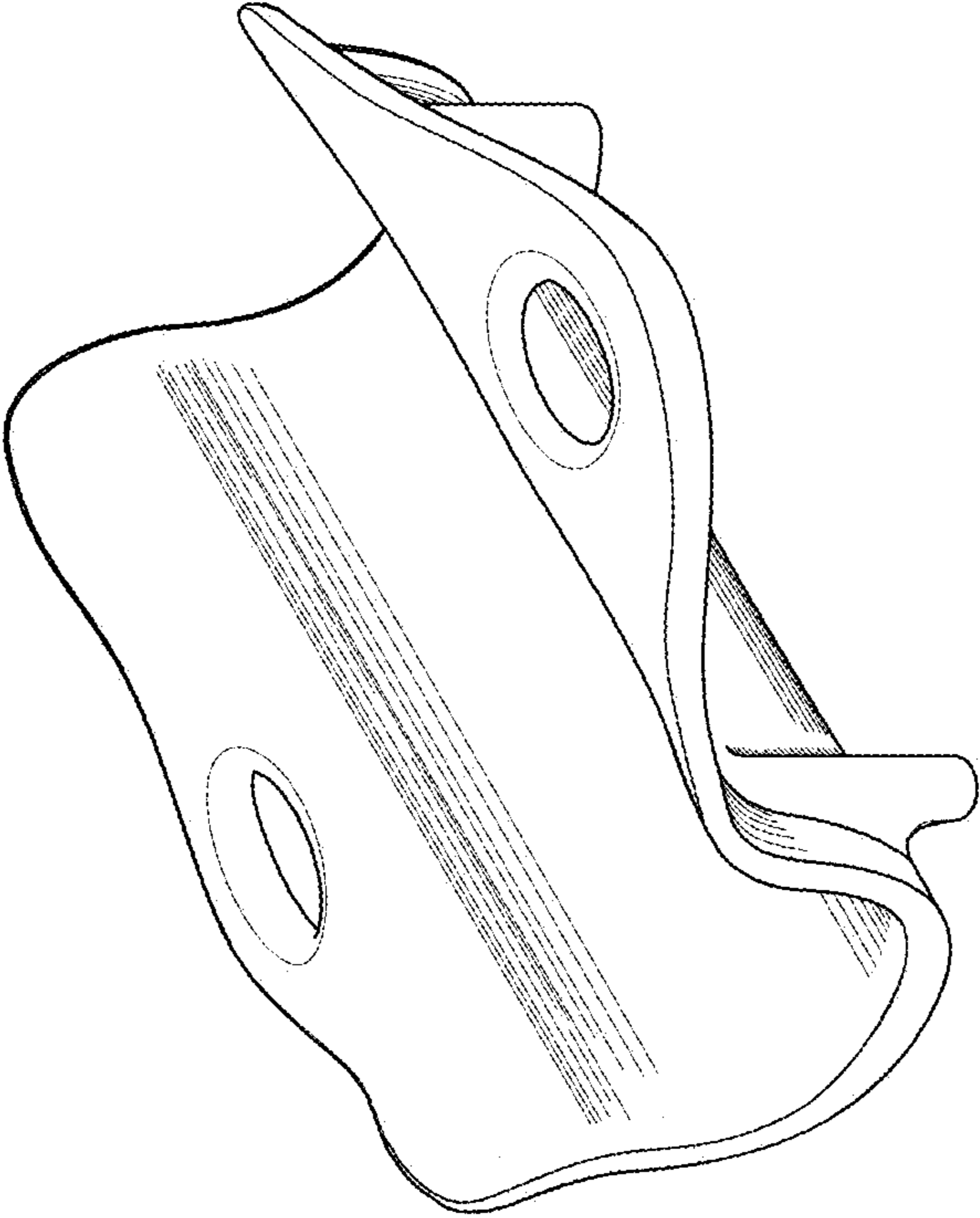


Fig. 1

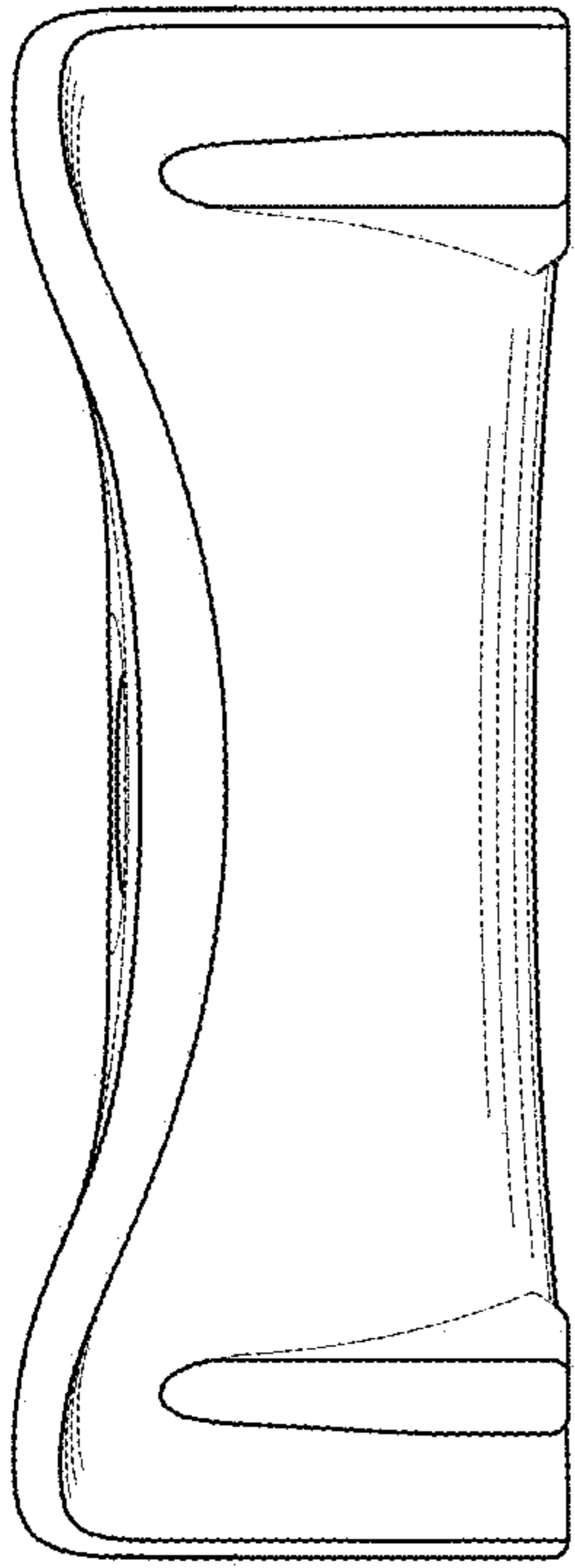


Fig. 2

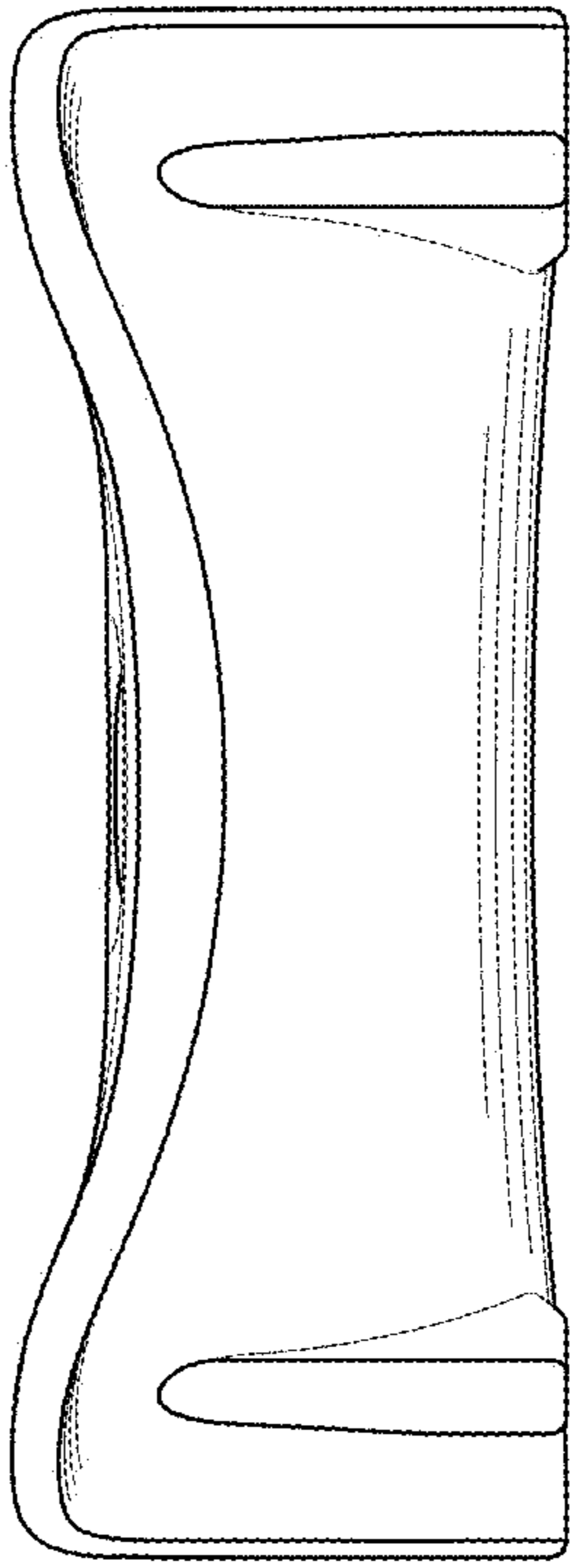


Fig. 3

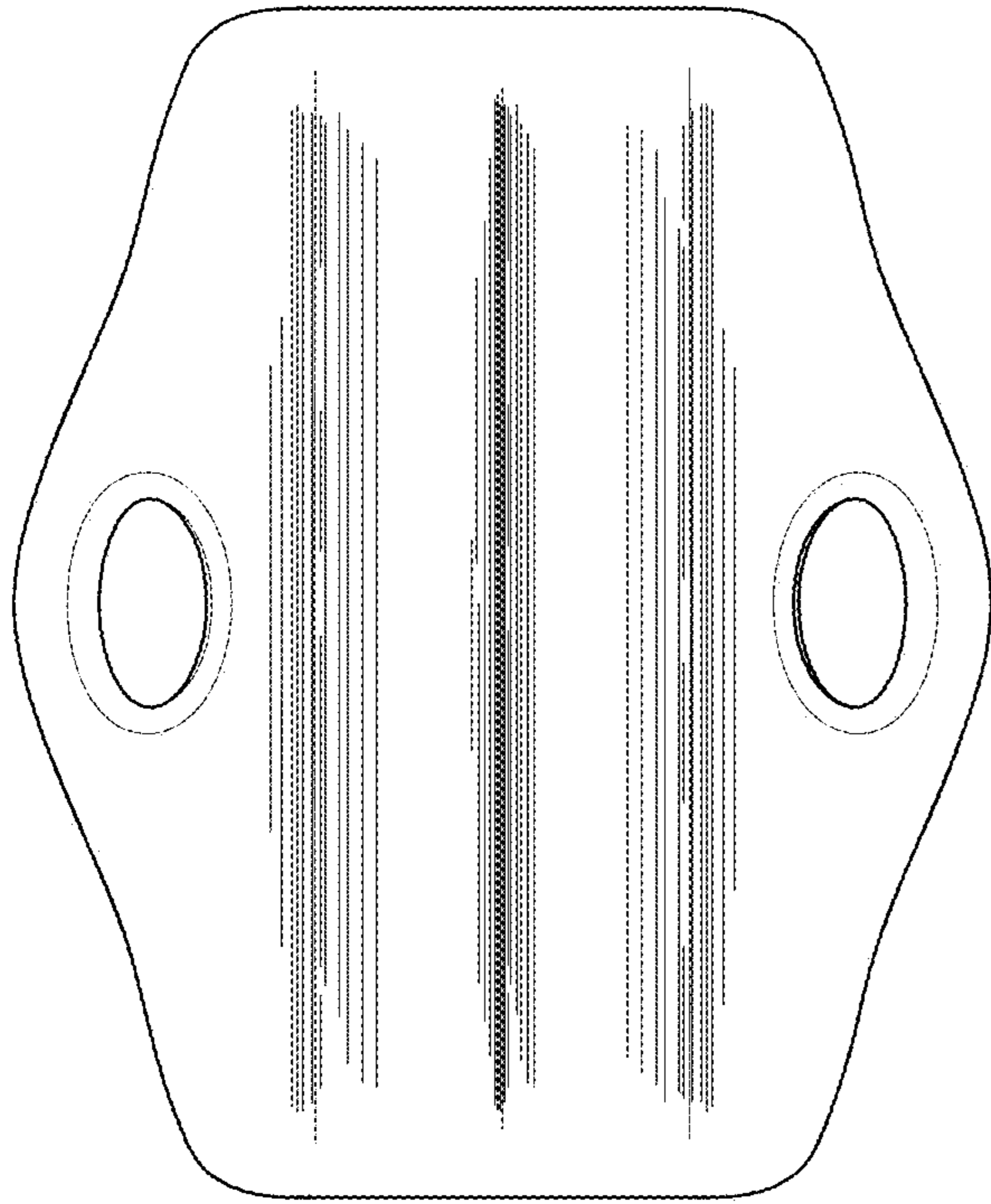


Fig. 5

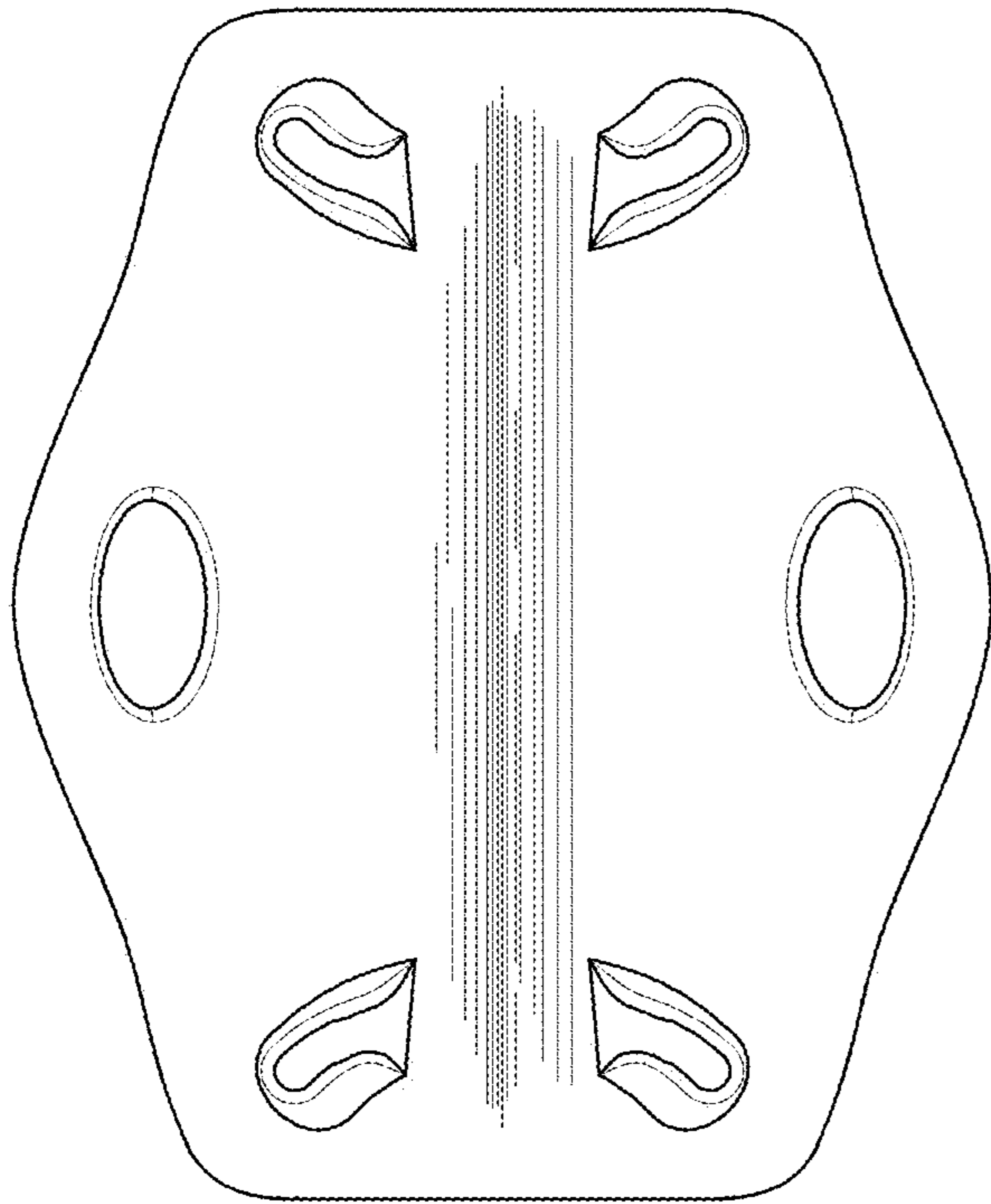


Fig. 4

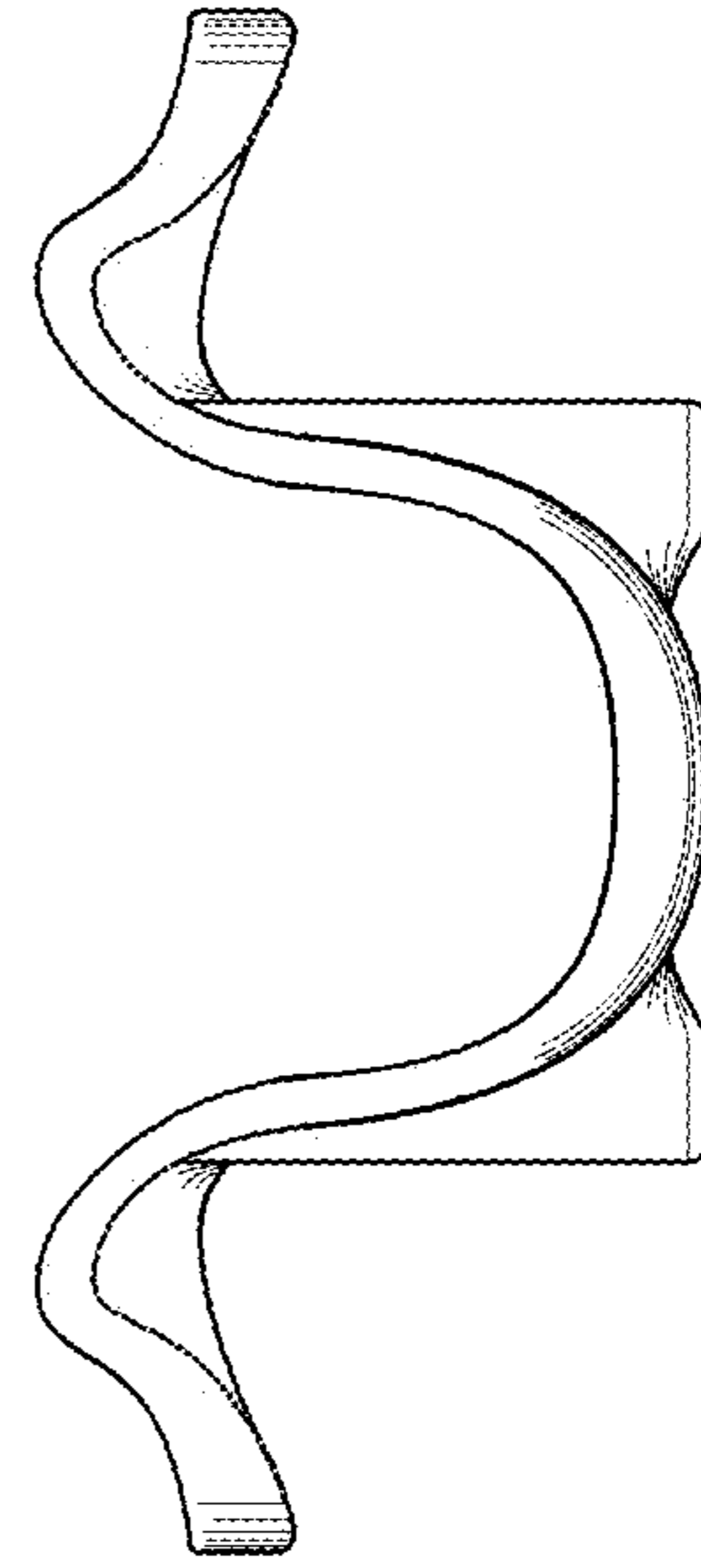


Fig. 7

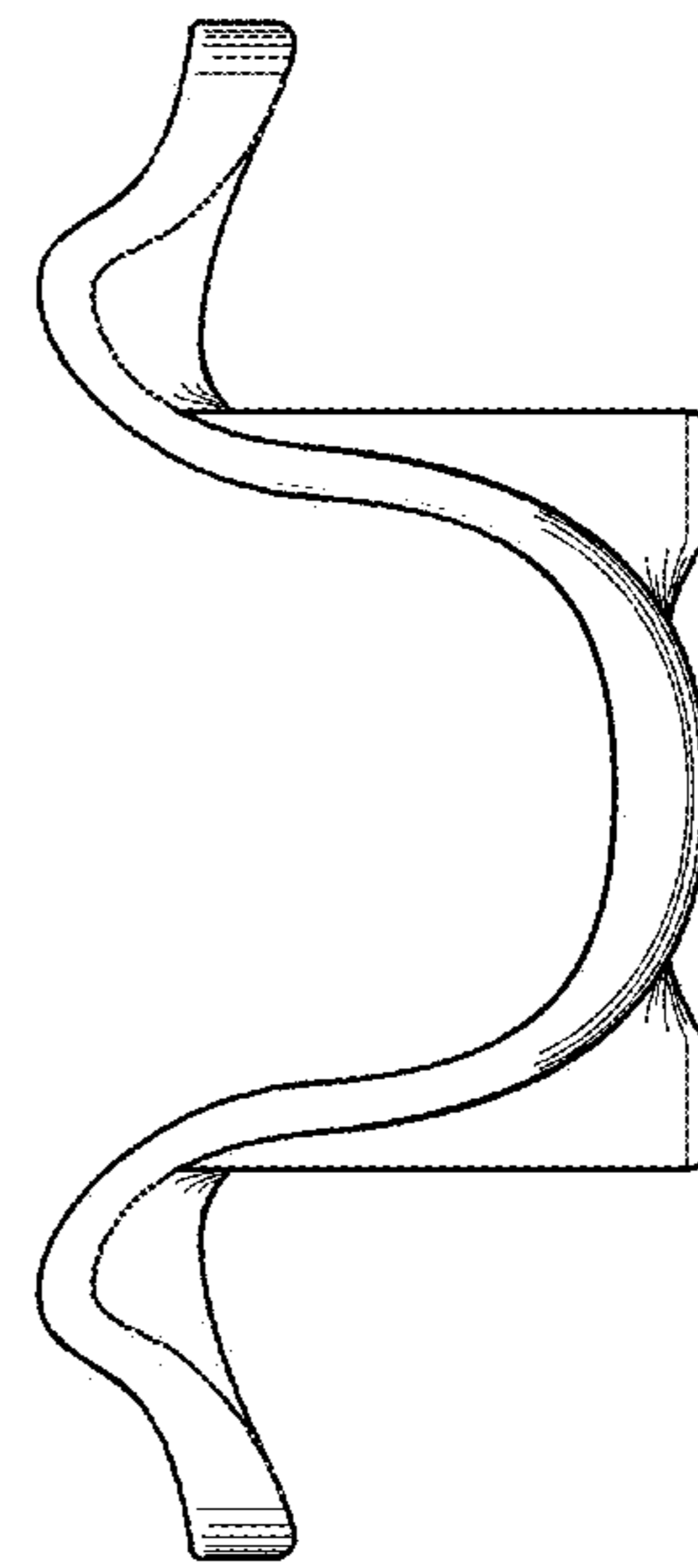


Fig. 6