



US00D900543S

(12) **United States Design Patent**  
**Carson**

(10) **Patent No.:** **US D900,543 S**

(45) **Date of Patent:** **\*\* Nov. 3, 2020**

(54) **TAP HANDLE**

(71) Applicant: **PLATFORM BEERS, LLC,**  
Cleveland, OH (US)

(72) Inventor: **Justin Carson,** Cleveland, OH (US)

(73) Assignee: **PLATFORM BEERS, LLC,**  
Cleveland, OH (US)

(\*\*) Term: **15 Years**

(21) Appl. No.: **29/723,702**

(22) Filed: **Feb. 10, 2020**

**Related U.S. Application Data**

(63) Continuation of application No. 29/604,755, filed on  
May 19, 2017, now Pat. No. Des. 878,856.

(51) **LOC (12) Cl.** ..... **07-99**

(52) **U.S. Cl.**  
USPC ..... **D7/398**

(58) **Field of Classification Search**  
USPC ..... D7/387, 397, 398, 312, 313; D26/1-3  
CPC ..... B67D 1/0872; B67D 1/0892; B67D 3/00  
See application file for complete search history.

(56) **References Cited**

**U.S. PATENT DOCUMENTS**

- 2,145,761 A \* 1/1939 Fisher ..... F16K 31/60  
40/332
- 5,412,547 A \* 5/1995 Hornblad ..... B67D 1/0872  
362/183

- D396,994 S \* 8/1998 Carrino ..... D7/393
- D636,224 S \* 4/2011 Shin ..... D7/397
- D734,509 S \* 7/2015 Bukkems ..... D26/2
- D741,644 S \* 10/2015 Yoder ..... D7/397
- D742,166 S \* 11/2015 Hamill ..... D10/68
- D742,167 S \* 11/2015 Keuhner ..... D11/95
- D771,283 S \* 11/2016 Ke ..... D26/2

\* cited by examiner

*Primary Examiner* — Susan E Krakower

*Assistant Examiner* — Andrew Kerr

(74) *Attorney, Agent, or Firm* — Tucker Ellis LLP

(57) **CLAIM**

The ornamental design for a tap handle, as shown and described.

**DESCRIPTION**

FIG. 1 is a perspective view of a tap handle showing my new design;

FIG. 2 is a front view of the tap handle illustrated in FIG. 1, wherein the rear view is a mirror image thereof;

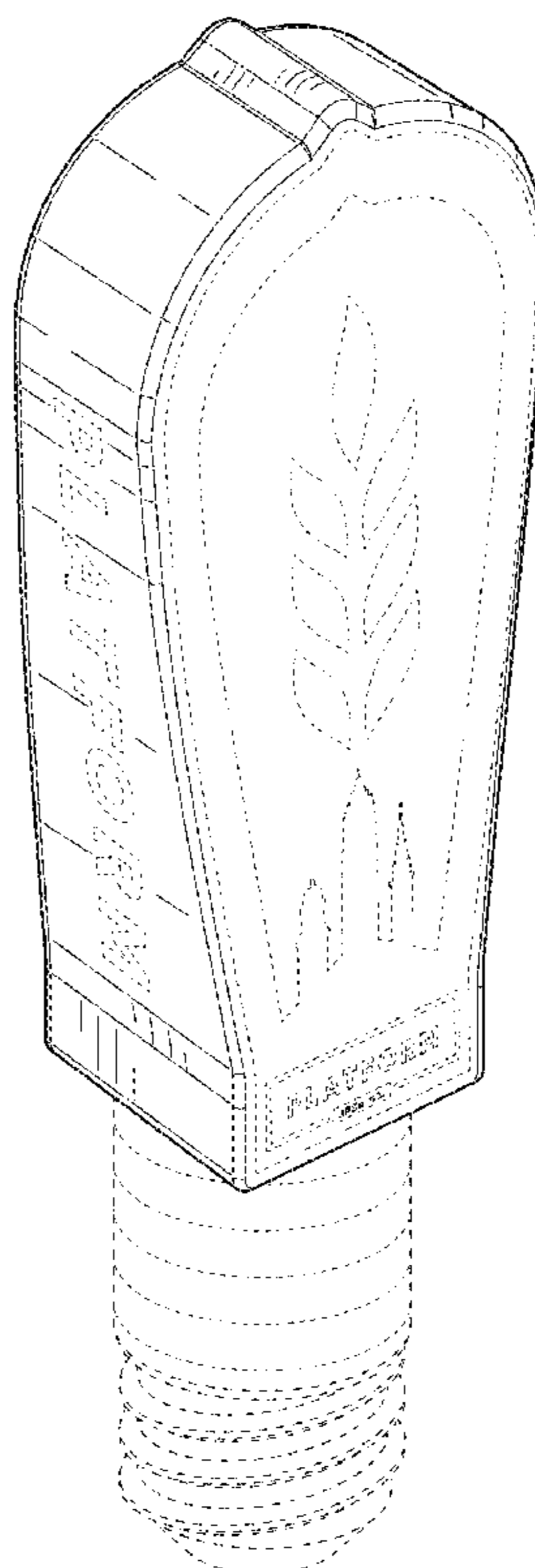
FIG. 3 is a left side view of the tap handle illustrated in FIG. 1, wherein the right side view is a mirror image thereof;

FIG. 4 is a top view of the tap handle illustrated in FIG. 1; and,

FIG. 5 is a bottom view of the tap handle illustrated in FIG. 1.

The broken lines in the drawings illustrate the portions of the tap handle that form no part of the claimed design.

**1 Claim, 4 Drawing Sheets**



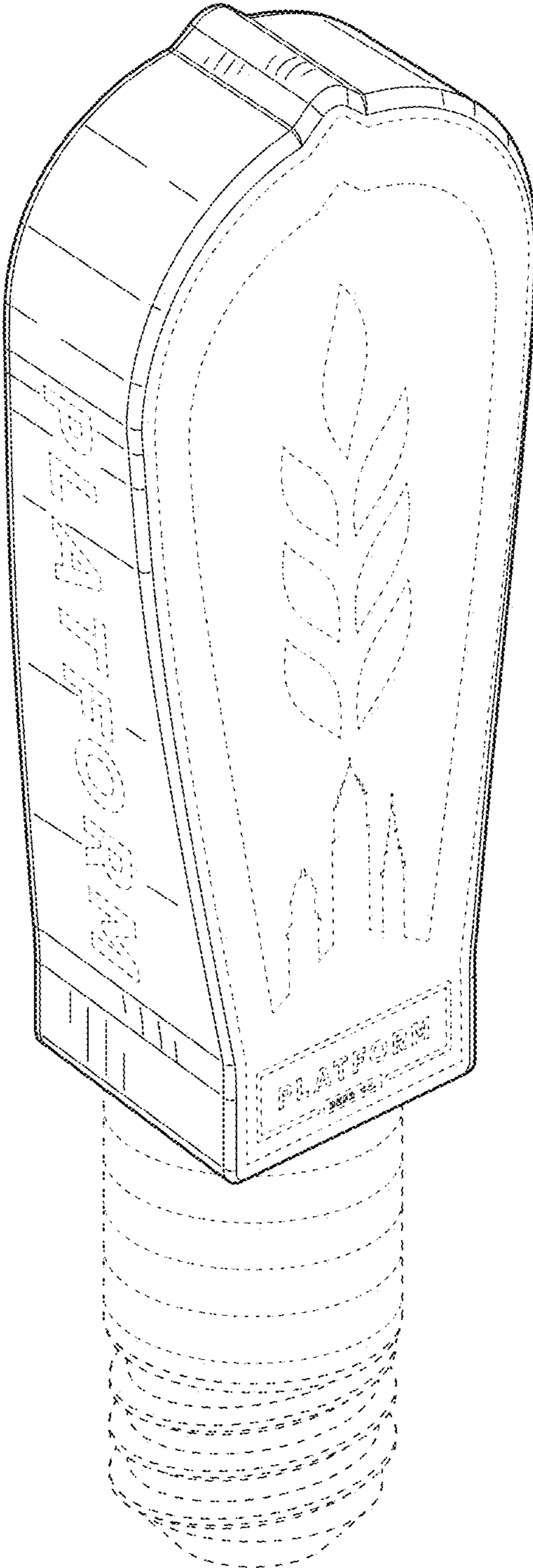


FIG. 1

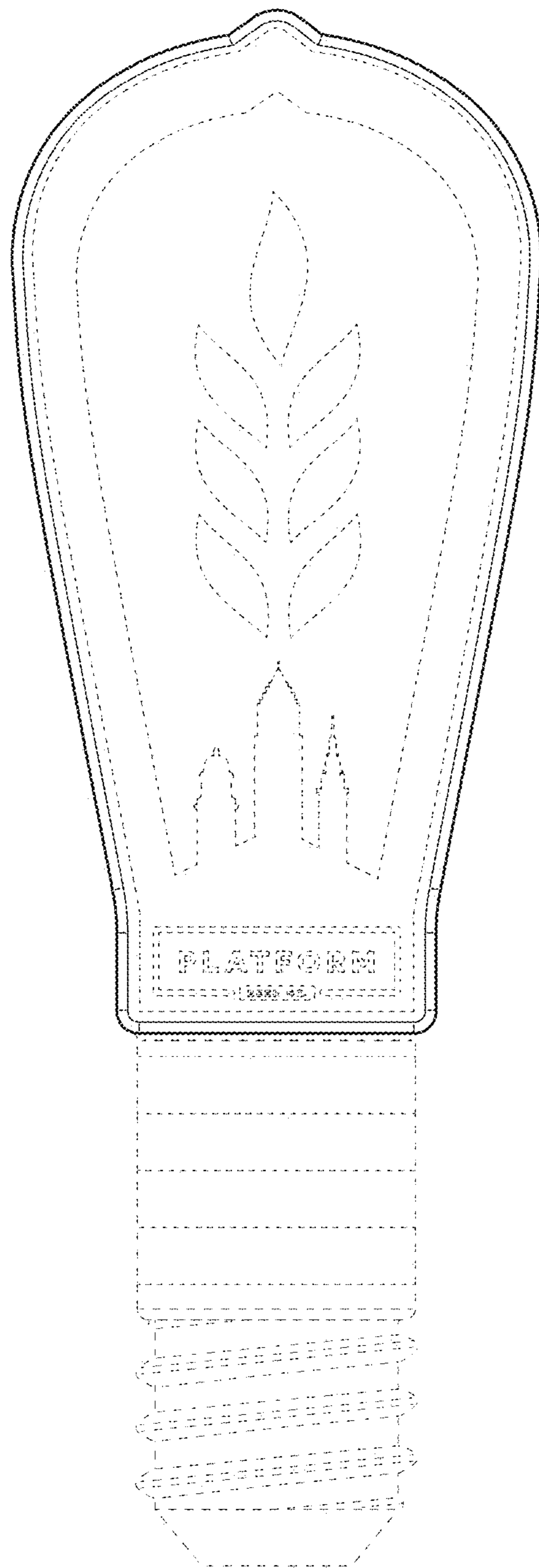


FIG. 2




FIG. 3

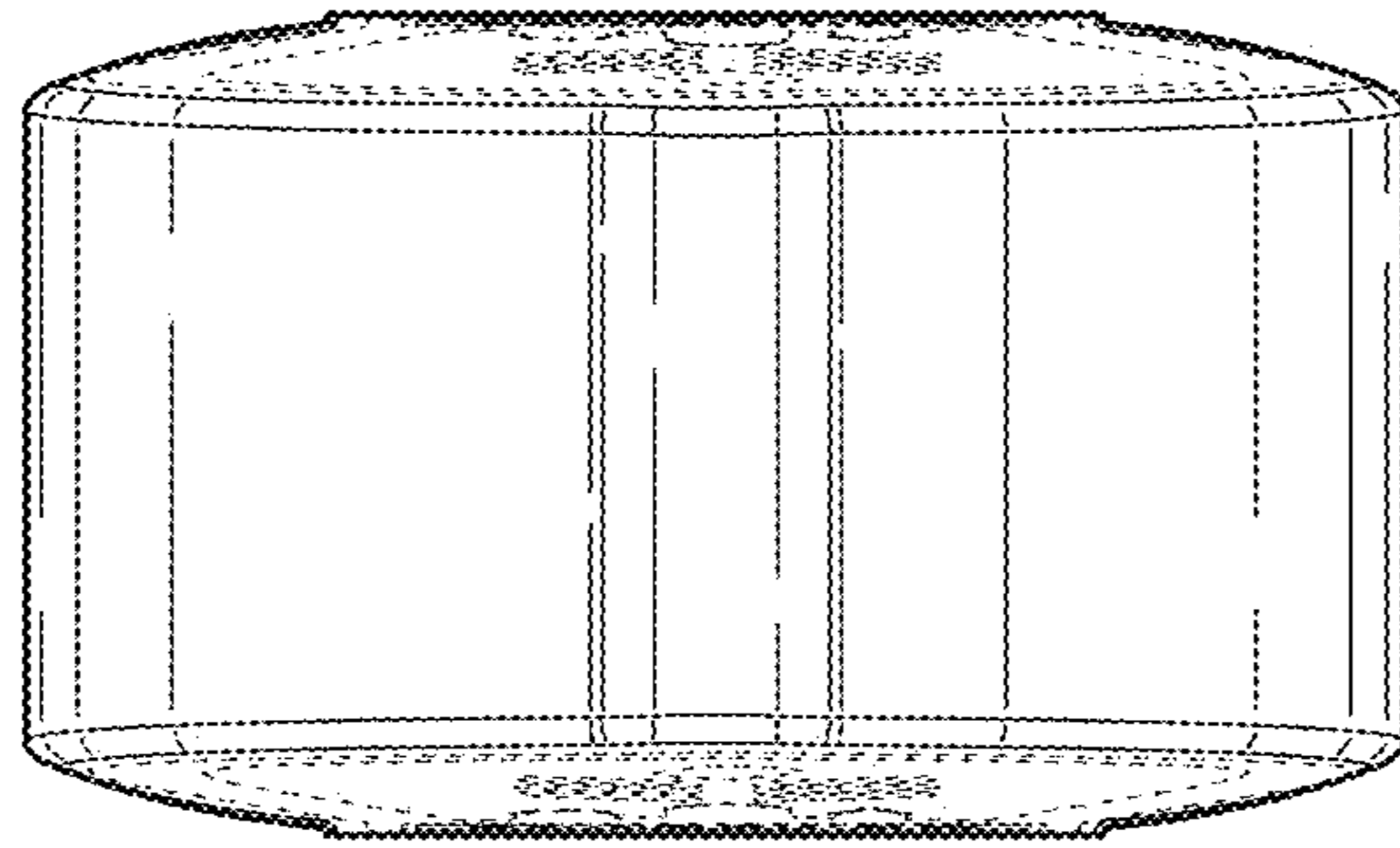


FIG. 4

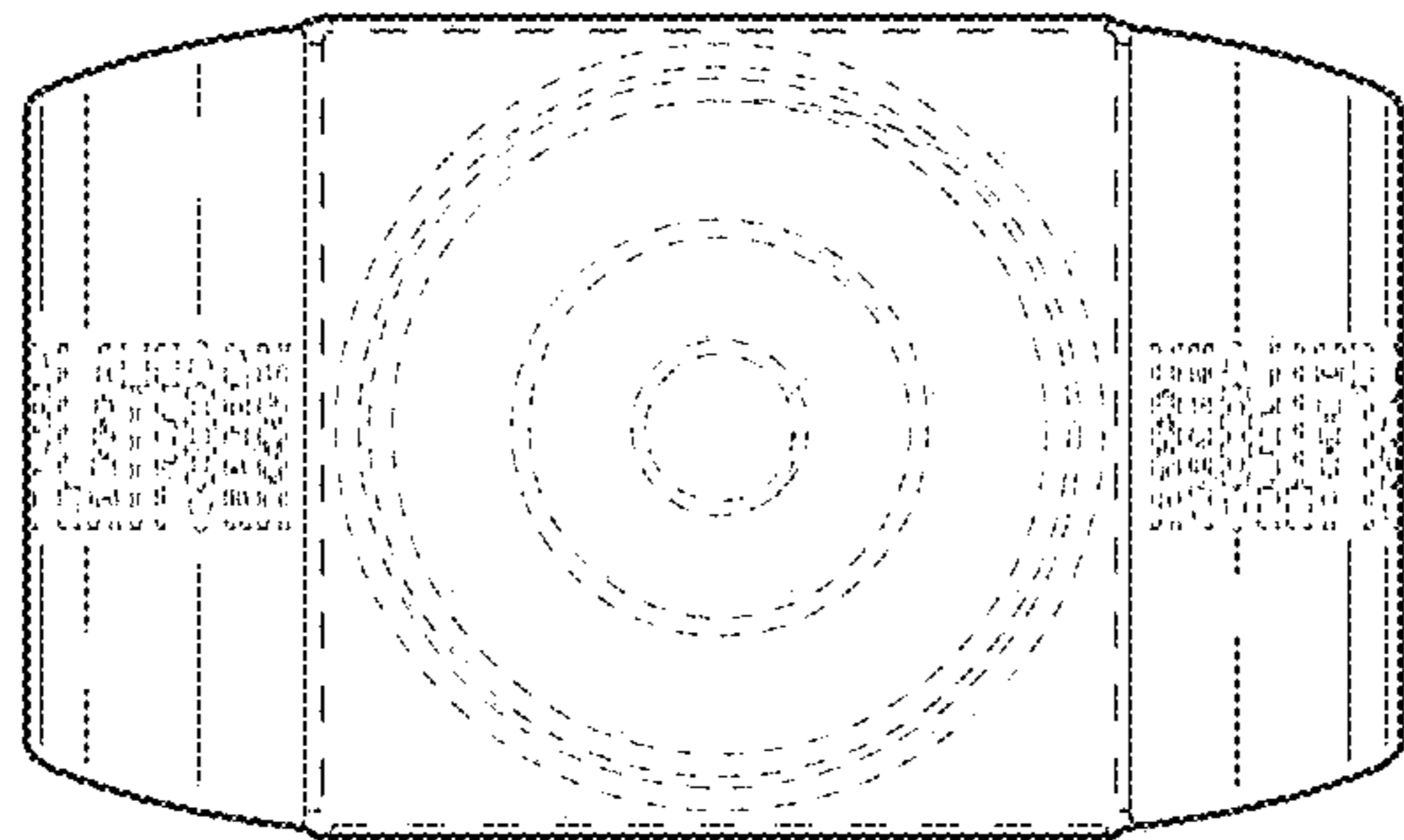


FIG. 5