



US00D900542S

(12) **United States Design Patent** (10) **Patent No.:** **US D900,542 S**  
**Steidl et al.** (45) **Date of Patent:** **\*\* Nov. 3, 2020**

(54) **BEVERAGE DISPENSER, DRINKING VESSEL**

(71) Applicant: **Tobias Steidl**, Bruneck (IT)

(72) Inventors: **Tobias Steidl**, Bruneck (IT); **Armin Rederlechner**, Bruneck (IT)

(73) Assignee: **Tobias Steidl**, Bruneck (IT)

(\*\*) Term: **15 Years**

(21) Appl. No.: **29/672,869**

(22) Filed: **Dec. 10, 2018**

(30) **Foreign Application Priority Data**

Jun. 11, 2018 (EM) ..... 5306313

(51) **LOC (12) Cl.** ..... **07-01**

(52) **U.S. Cl.**  
USPC ..... **D7/397; D7/517; D7/398; D7/301; D7/302; D7/300.2; D9/625**

(58) **Field of Classification Search**  
USPC ..... D7/559, 504, 551.3, 556, 563, 564, 569, D7/578, 533, 536, 515, 51, 4, 517, 520, D7/301, 302, 300.2, 900, 396.2, 398, 397; D9/659, 614, 616, 625  
CPC .... A01M 31/06; G09F 19/02; A47G 19/2205; B65D 51/28; B65D 25/48  
See application file for complete search history.

(56) **References Cited**

U.S. PATENT DOCUMENTS

2,975,925 A \* 3/1961 Chambers ..... B65D 51/28 215/387  
D251,225 S \* 3/1979 Danat ..... D7/517  
D491,336 S \* 6/2004 Cecere ..... D1/102  
D496,552 S \* 9/2004 Killips ..... D7/300.2  
D511,654 S \* 11/2005 Bailey ..... D7/507  
D560,413 S \* 1/2008 Stein ..... D7/301

D562,627 S \* 2/2008 McDonald ..... D7/387  
D566,461 S \* 4/2008 McDonald ..... D7/398  
D591,109 S \* 4/2009 Thompson ..... D7/515  
D597,784 S \* 8/2009 Yeung ..... D7/352  
D599,158 S \* 9/2009 Stein ..... D7/301  
D602,736 S \* 10/2009 McDonald ..... D7/398  
D629,648 S \* 12/2010 McDonald ..... D7/392.1  
D769,126 S \* 10/2016 Berthe ..... D9/620  
D774,390 S \* 12/2016 Ouyang ..... D9/441  
D781,652 S \* 3/2017 Matthis ..... D7/507

(Continued)

Primary Examiner — Marianne N Pandozzi

(74) Attorney, Agent, or Firm — Wenderoth, Lind & Ponack, L.L.P.

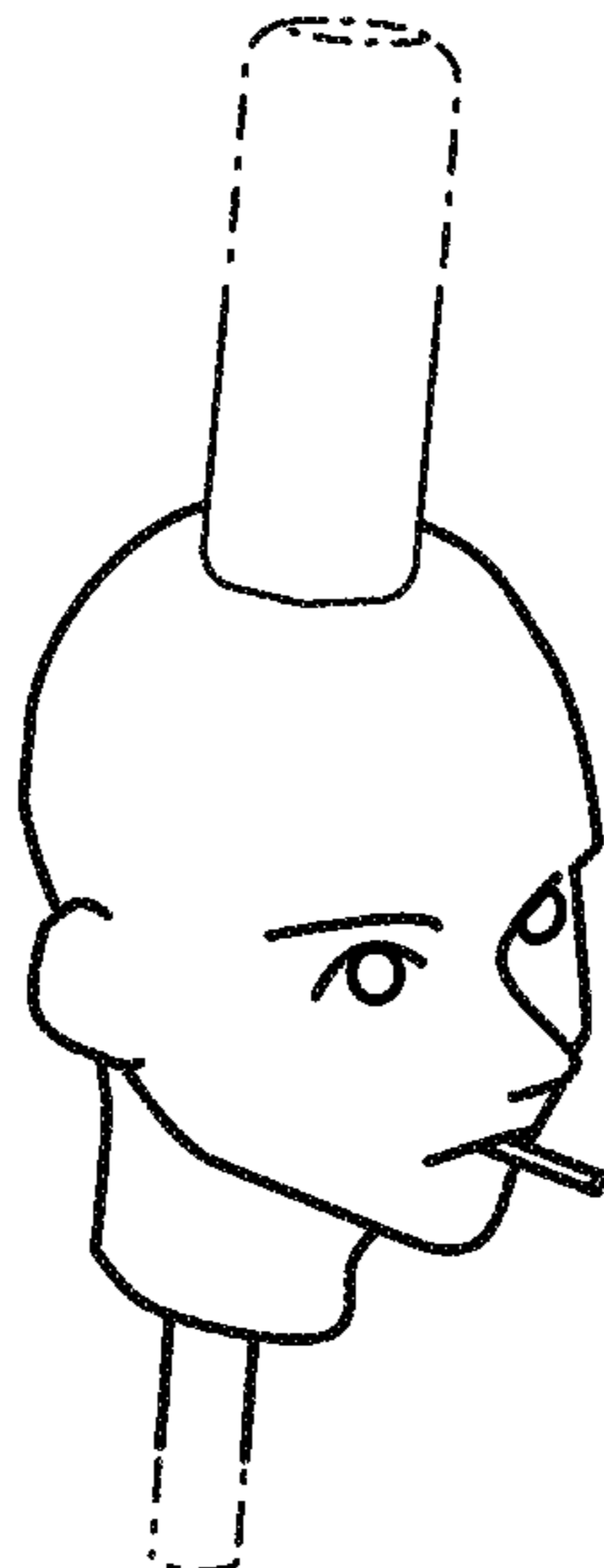
(57) **CLAIM**

The ornamental design for a beverage dispenser, drinking vessel, as shown and described.

**DESCRIPTION**

FIG. 1 is a perspective view of a first embodiment of a beverage dispenser with a beverage container;  
FIG. 2 is a front view thereof;  
FIG. 3 is a rear view thereof;  
FIG. 4 is a left side view thereof;  
FIG. 5 is a right side view thereof;  
FIG. 6 is a top view thereof;  
FIG. 7 is a bottom view thereof;  
FIG. 8 is a perspective view of the first embodiment of the beverage dispenser with the beverage container, in which hair is shown in broken lines only as environment;  
FIG. 9 is a front view thereof;  
FIG. 10 is a rear view thereof;  
FIG. 11 is a left side view thereof;  
FIG. 12 is a right side view thereof;  
FIG. 13 is a top view thereof; and,  
FIG. 14 is a bottom view thereof.  
The broken lines in the drawing depict environmental subject matter only and form no part of the claimed design.

**1 Claim, 14 Drawing Sheets**



(56)

**References Cited**

U.S. PATENT DOCUMENTS

D809,866 S *	2/2018	Ruby .....	D7/517
D826,640 S *	8/2018	Hirschhorn .....	D7/507
D861,491 S *	10/2019	Pinhasy .....	D9/611
D878,152 S *	3/2020	McDonald .....	D7/398
D885,123 S *	5/2020	Vollmer, Jr. ....	D7/392.1

\* cited by examiner

Fig. 1

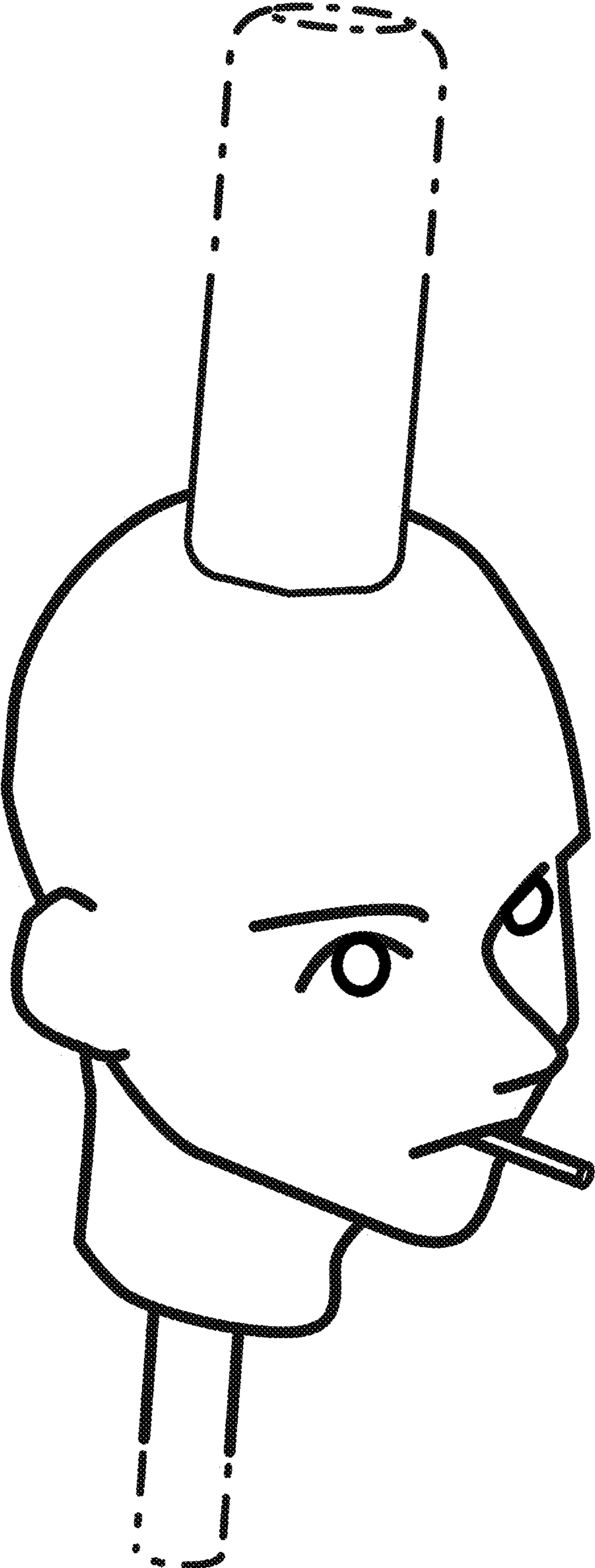


Fig. 2




Fig. 3




Fig. 4

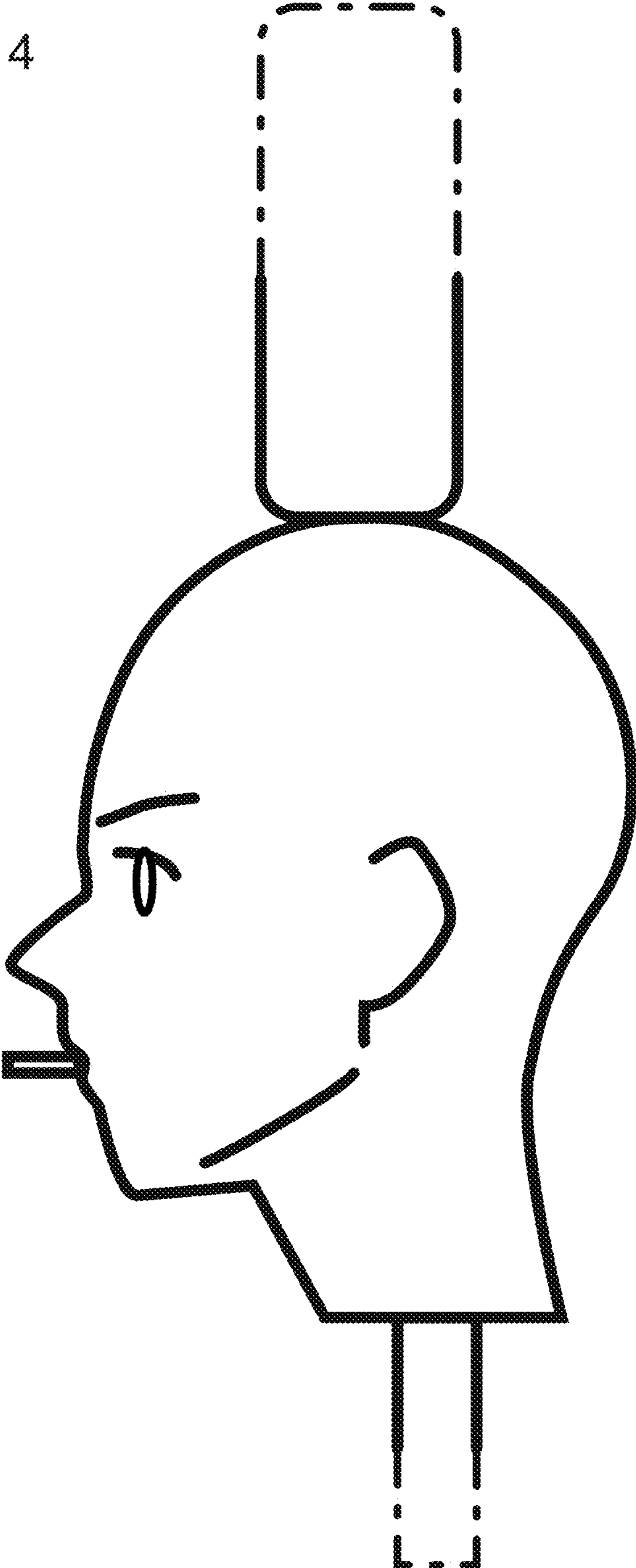


Fig. 5

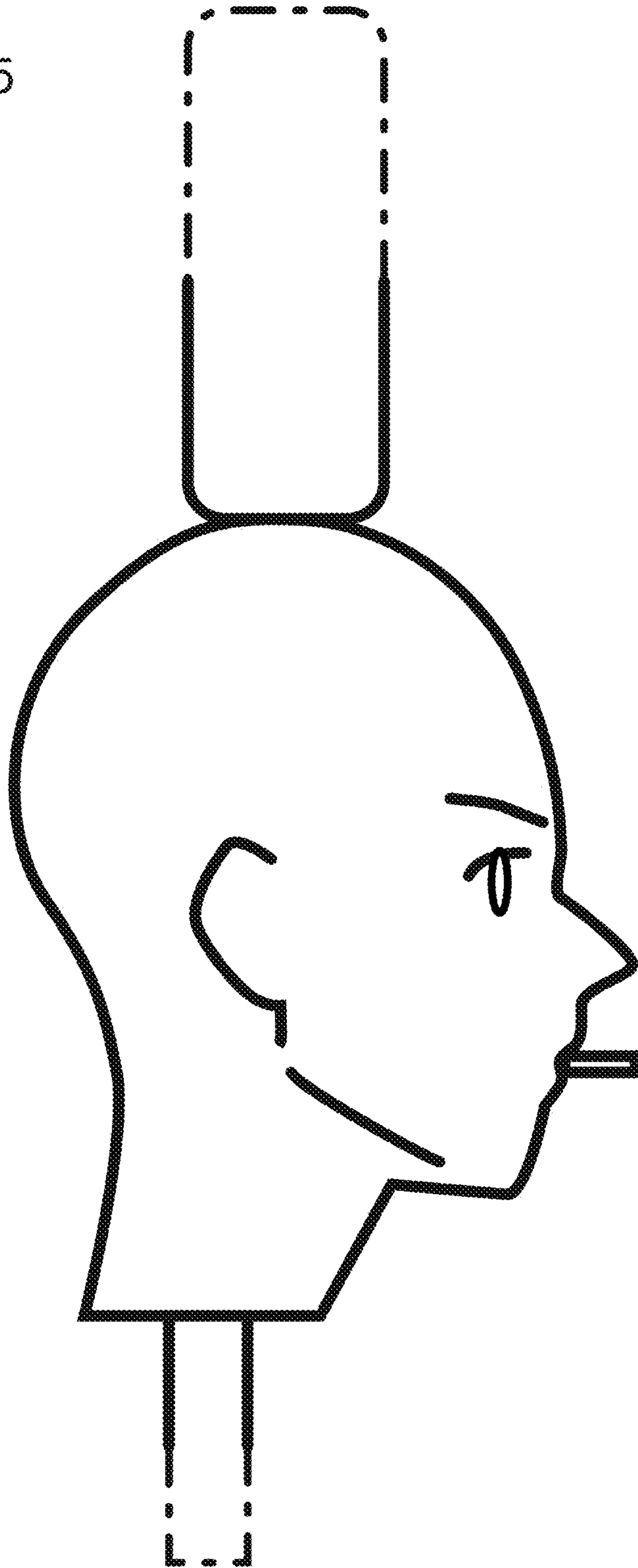


Fig. 6

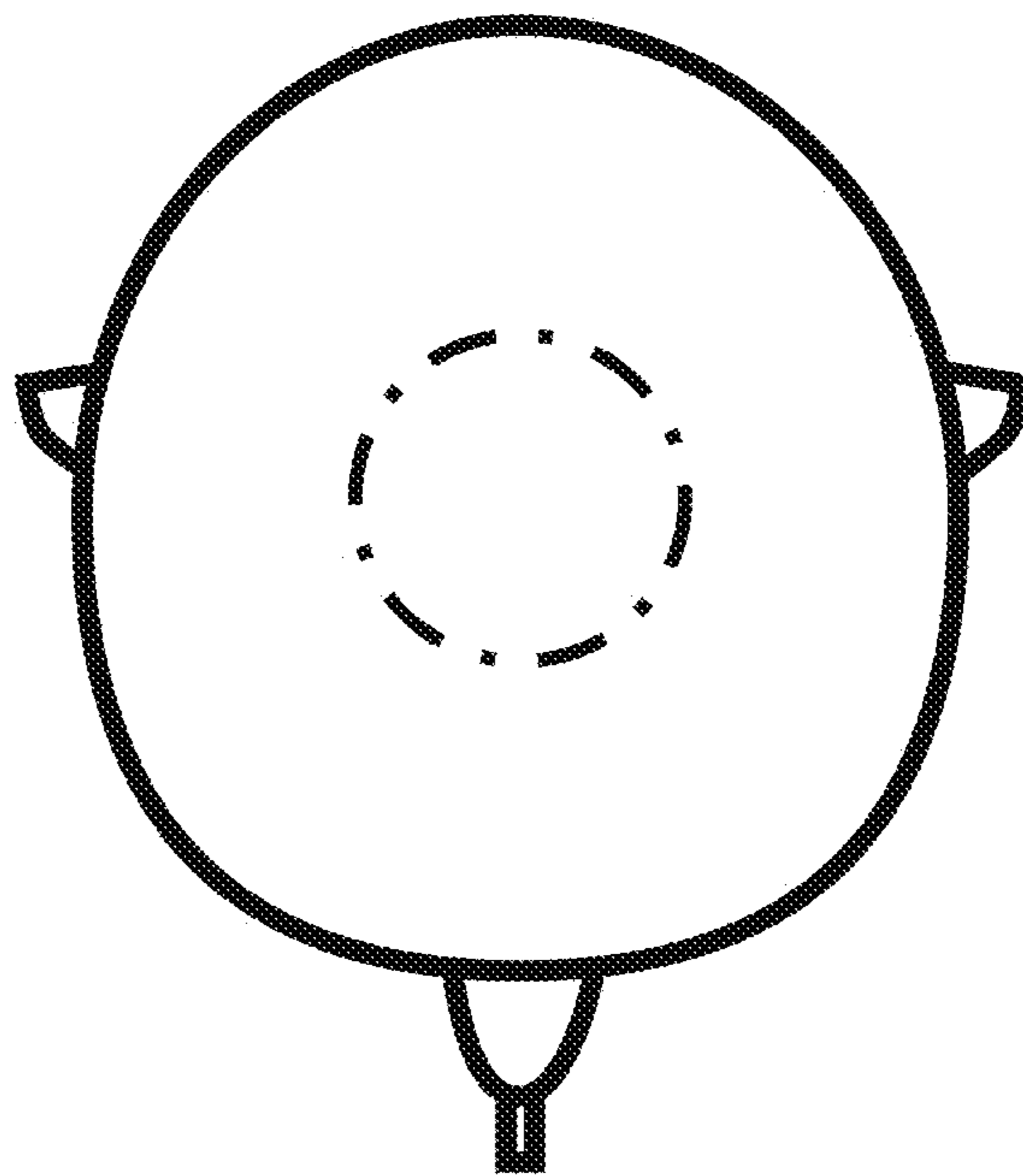




Fig. 7

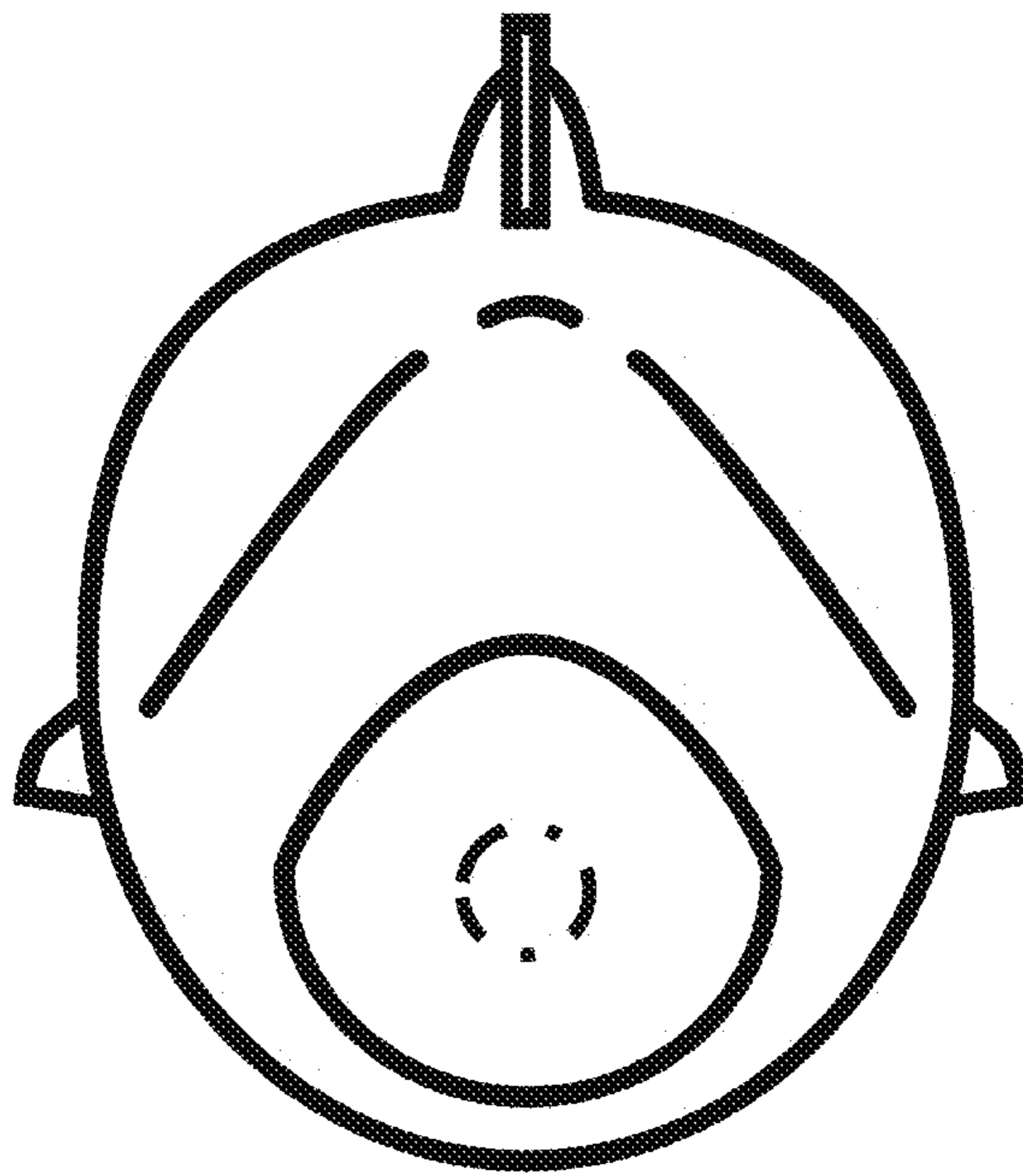


Fig. 8




Fig. 9




Fig. 10

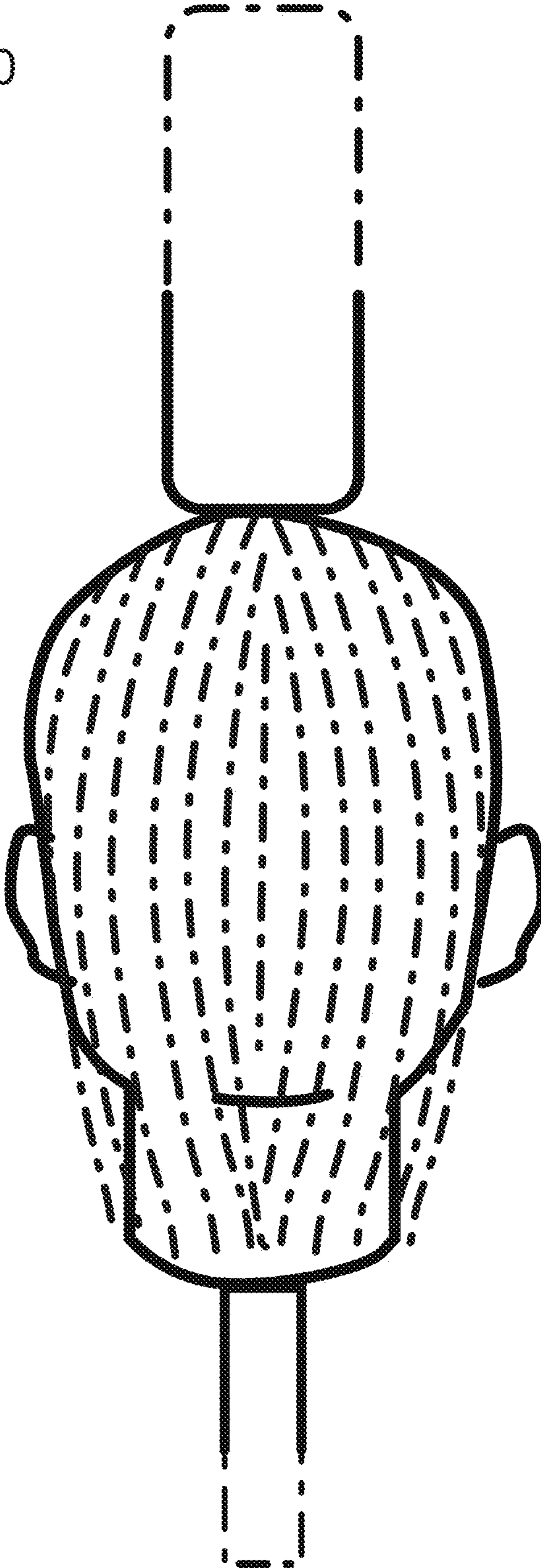


Fig. 11

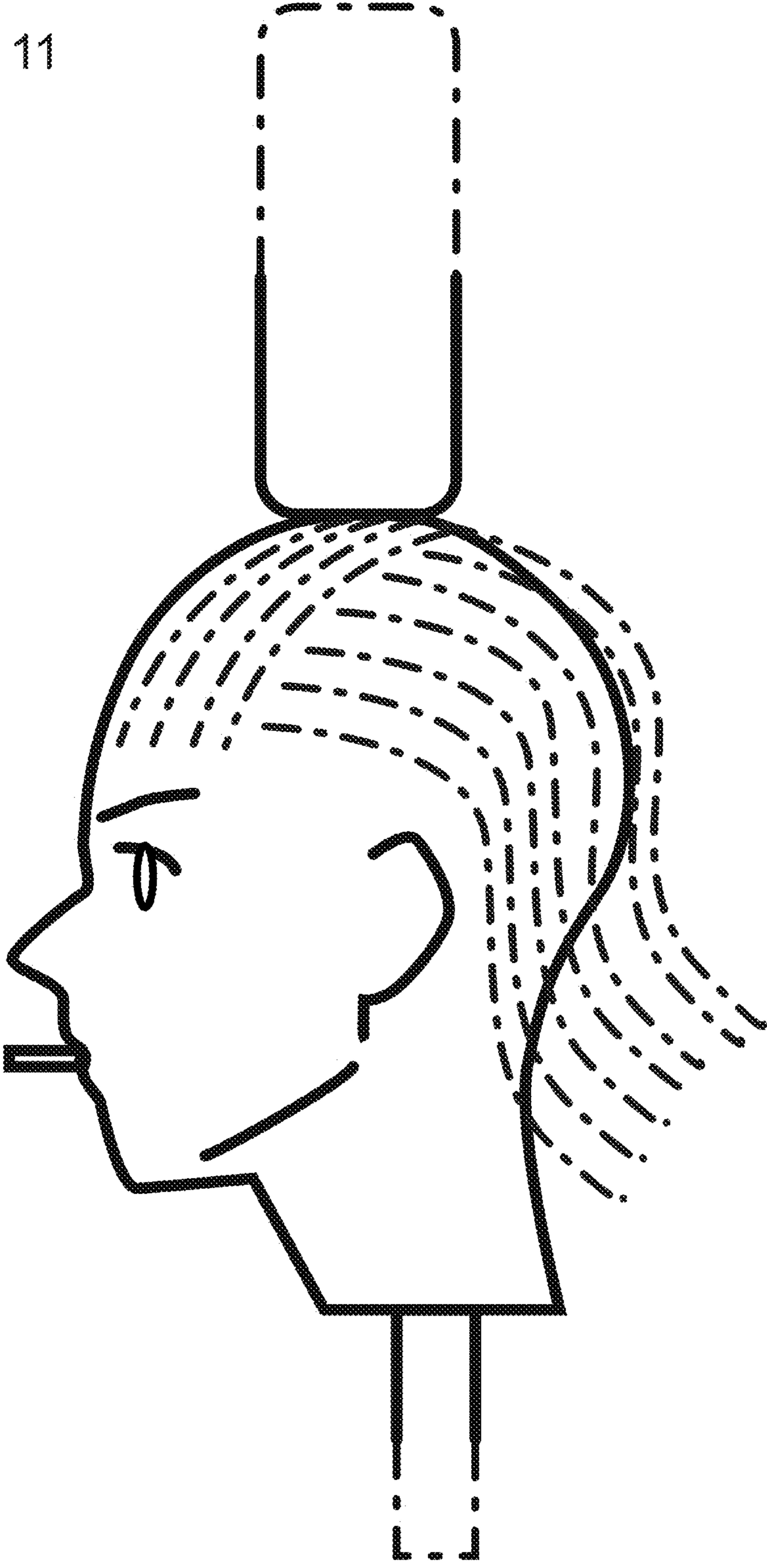


Fig. 12



Fig. 13

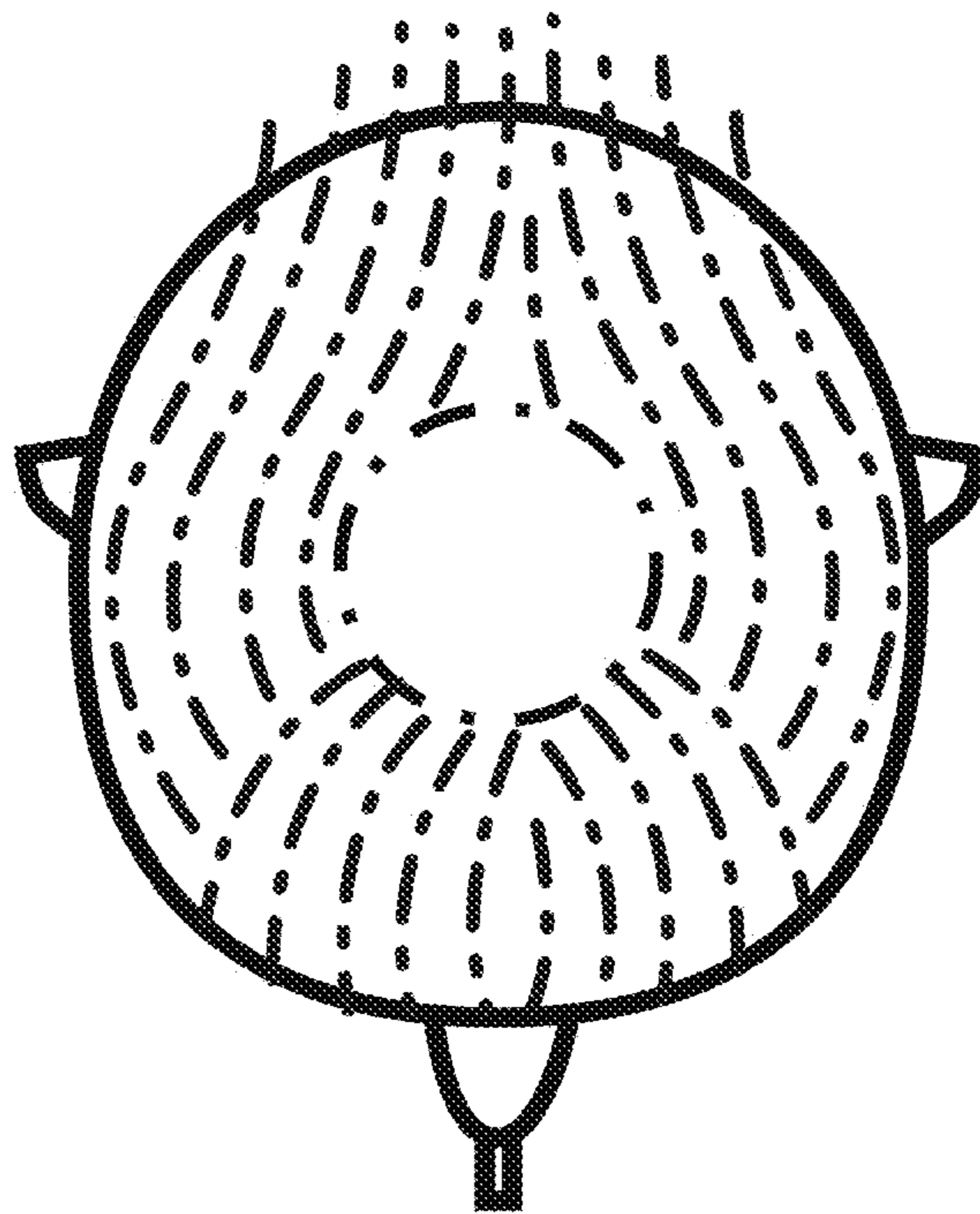


Fig. 14

