



(12) **United States Design Patent** (10) **Patent No.:** **US D900,520 S**
Choi et al. (45) **Date of Patent:** **** Nov. 3, 2020**

(54) **COMPACT KITCHEN UNIT**

(56) **References Cited**

(71) Applicant: **LG ELECTRONICS INC.**, Seoul (KR)

U.S. PATENT DOCUMENTS

(72) Inventors: **Hyun Choi**, Seoul (KR); **Hyunki Kim**, Seoul (KR); **Sookyung Kang**, Seoul (KR); **Kyukwan Choi**, Seoul (KR); **Wonsang Choi**, Seoul (KR); **Taehyun Sung**, Seoul (KR)

D127,588 S *	6/1941	Owen	D6/657
D154,419 S *	7/1949	Mushta	D6/667
D214,925 S *	8/1969	Provest	D6/667
D248,975 S *	8/1978	Cole	D6/663
D325,478 S *	4/1992	Ward	D6/671.1
D401,478 S *	11/1998	Greenway	D7/601
D421,685 S *	3/2000	Carrabba	D6/663
D434,579 S *	12/2000	Rabb	D6/663
D437,148 S *	2/2001	Base	D27/189
D610,829 S *	3/2010	Nelsen	D6/664
D610,848 S *	3/2010	Yang	F21V 23/0471 D6/705
D618,258 S *	6/2010	Chen	F25D 23/069 D15/81
D715,335 S *	10/2014	Kim	D15/85
D735,499 S *	8/2015	Stein	A47F 5/03 D6/663

(73) Assignee: **LG ELECTRONICS INC.**, Seoul (KR)

(**) Term: **15 Years**

(21) Appl. No.: **35/507,425**

(Continued)

(22) Filed: **Nov. 22, 2018**

Primary Examiner — Mary Ann Calabrese

(80) **Hague Agreement Data**

Int. Filing Date: **Nov. 22, 2018**
 Int. Reg. No.: **DM/202707**
 Int. Reg. Date: **Nov. 22, 2018**
 Int. Reg. Pub. Date: **Sep. 13, 2019**

(74) *Attorney, Agent, or Firm* — Birch, Stewart, Kolasch & Birch, LLP

(57) **CLAIM**

The ornamental design for compact kitchen unit, as shown and described.

(30) **Foreign Application Priority Data**

May 23, 2018 (KR) 30-2018-0023938

(51) **LOC (12) Cl.** **06-03**

(52) **U.S. Cl.**
 USPC **D6/699**

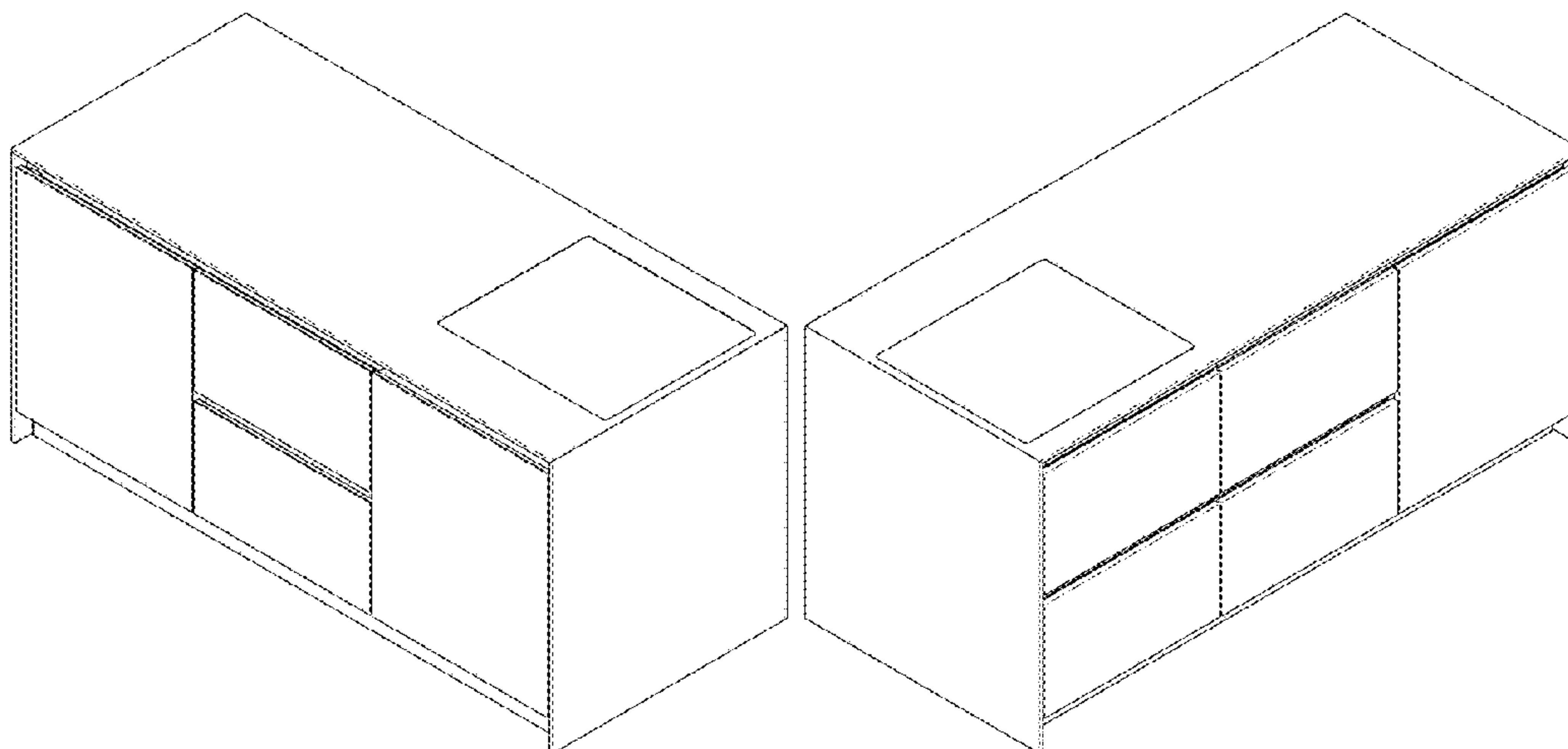
(58) **Field of Classification Search**
 USPC D6/663, 668.1, 668.2, 671, 371.2, 698,
 D6/699, 699.2, 702, 703, 704, 705
 CPC A47B 37/00; A47B 53/00; A47B 53/02;
 A47B 55/00; A47B 71/00; A47B 77/00;
 A47B 88/00; A47B 88/40; A47B 96/00;
 A47F 3/00; A47F 3/0404; A47F 3/043

See application file for complete search history.

DESCRIPTION

1. Compact kitchen unit
- 1.1 : Front perspective view
- 1.2 : Rear perspective view
- 1.3 : Front
- 1.4 : Rear
- 1.5 : Left
- 1.6 : Right
- 1.7 : Top
- 1.8 : Bottom

(Continued)



The broken lines shown in FIG. 1.8 depict portions of the compact kitchen unit that form no part of the claimed design.

1 Claim, 8 Drawing Sheets

(56)

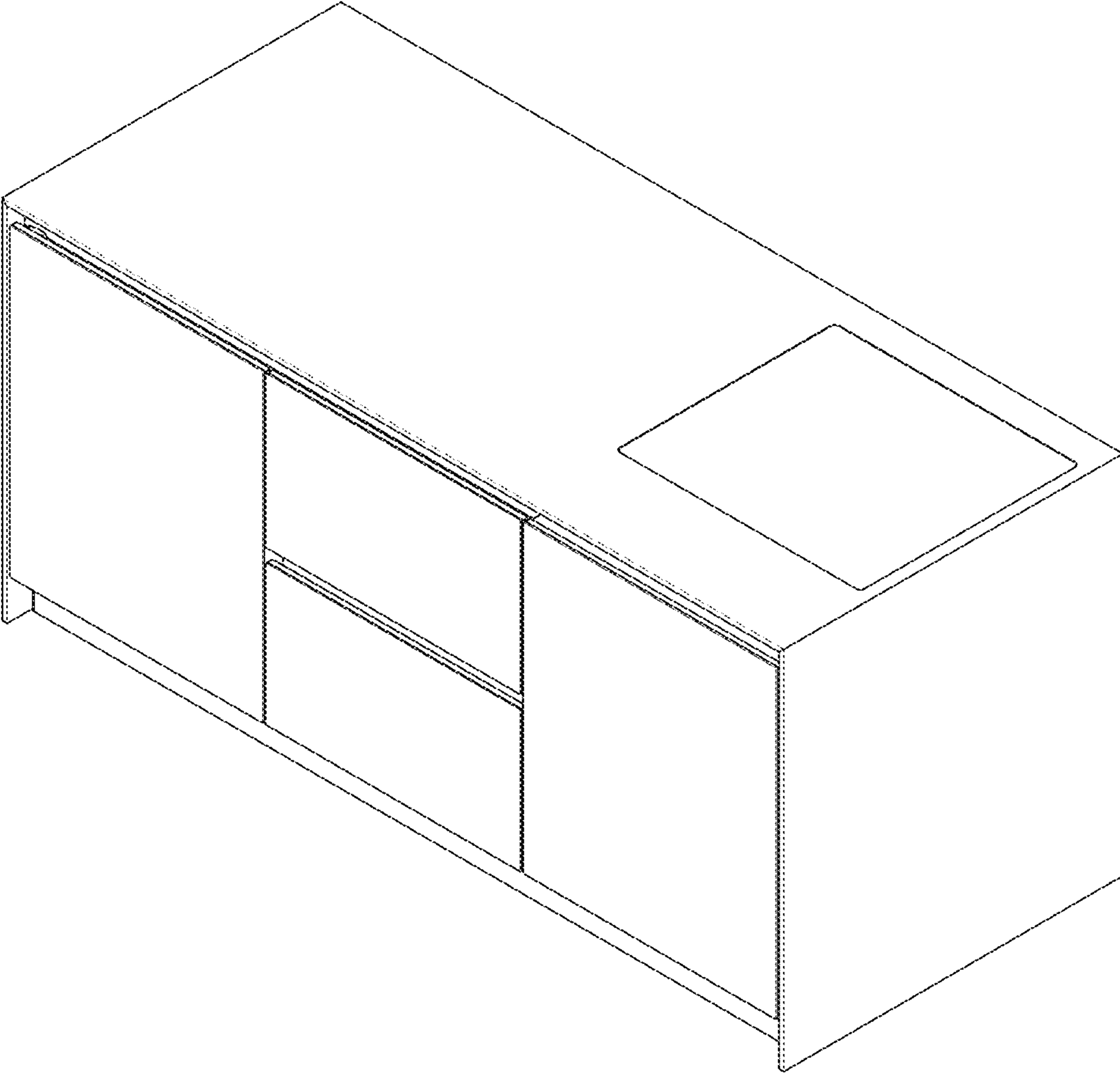
References Cited

U.S. PATENT DOCUMENTS

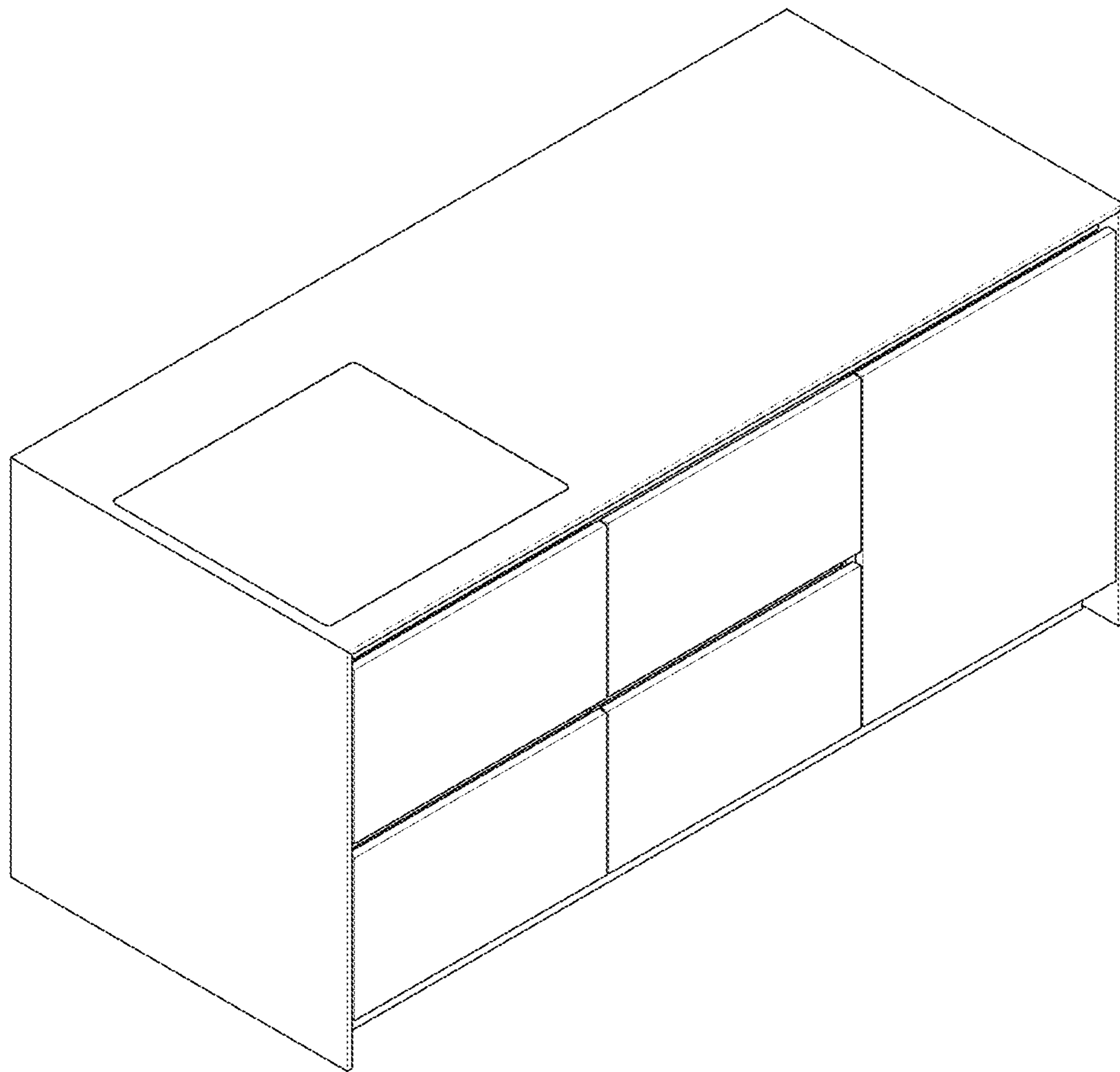
D766,023 S * 9/2016 Coretti, Jr. A47F 5/005
D6/705
D775,883 S * 1/2017 Mason D6/705
D799,252 S * 10/2017 Coretti, Jr. F25D 23/069
D6/705
D799,406 S * 10/2017 Sethapun D12/345
D817,366 S * 5/2018 Kim D15/79
10,401,018 B1 * 9/2019 Smith F21V 23/0471
D876,491 S * 2/2020 Yu D15/79
2003/0066811 A1 * 4/2003 Dimattio A47F 5/005
211/59.2
2005/0093405 A1 * 5/2005 Greiner A47F 5/03
312/321.5
2013/0327064 A1 * 12/2013 Stein F25D 23/10
62/3.6
2015/0102710 A1 * 4/2015 Hottmann A47F 5/0043
312/128
2015/0296981 A1 * 10/2015 Beauregard A47B 83/045
312/237

* cited by examiner

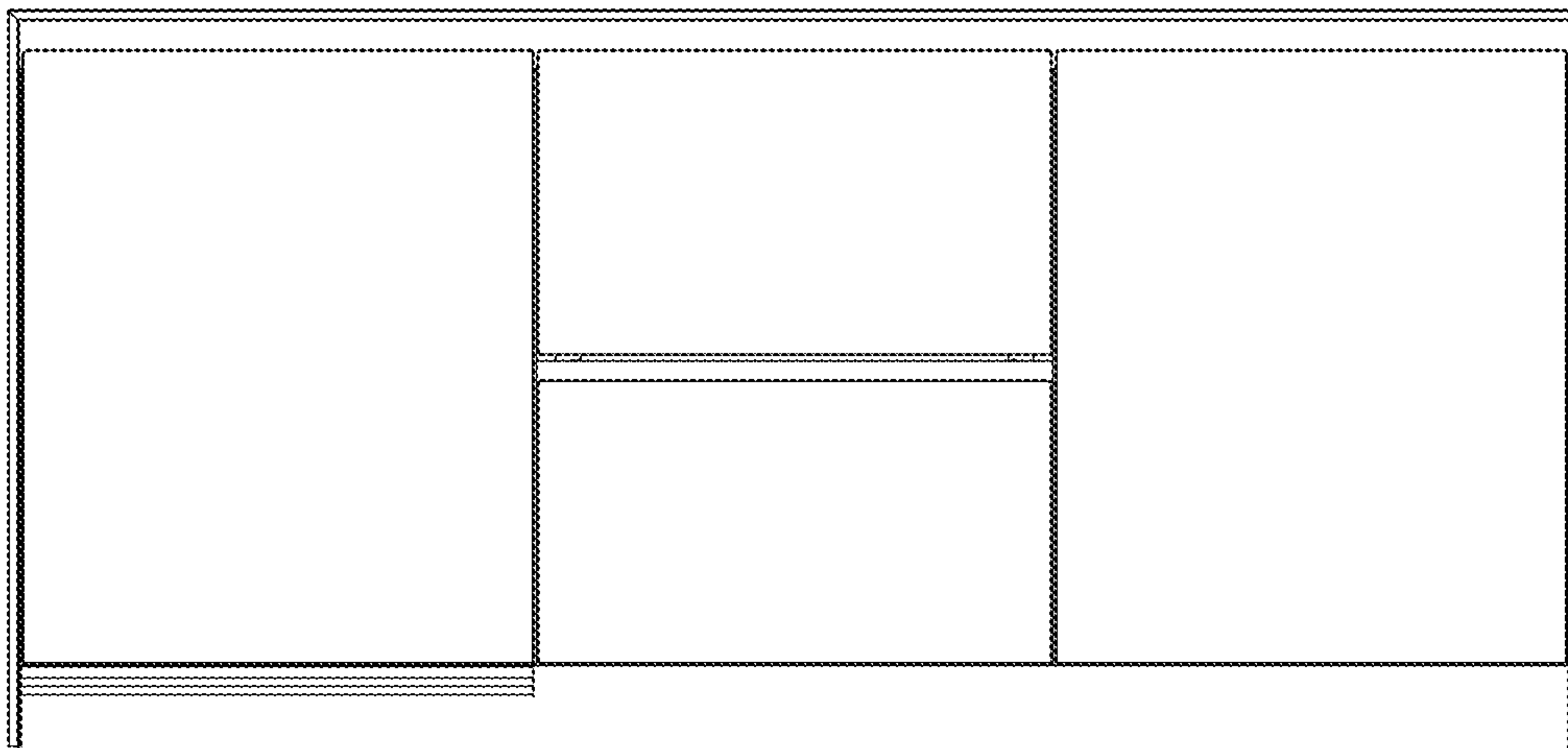
1.1



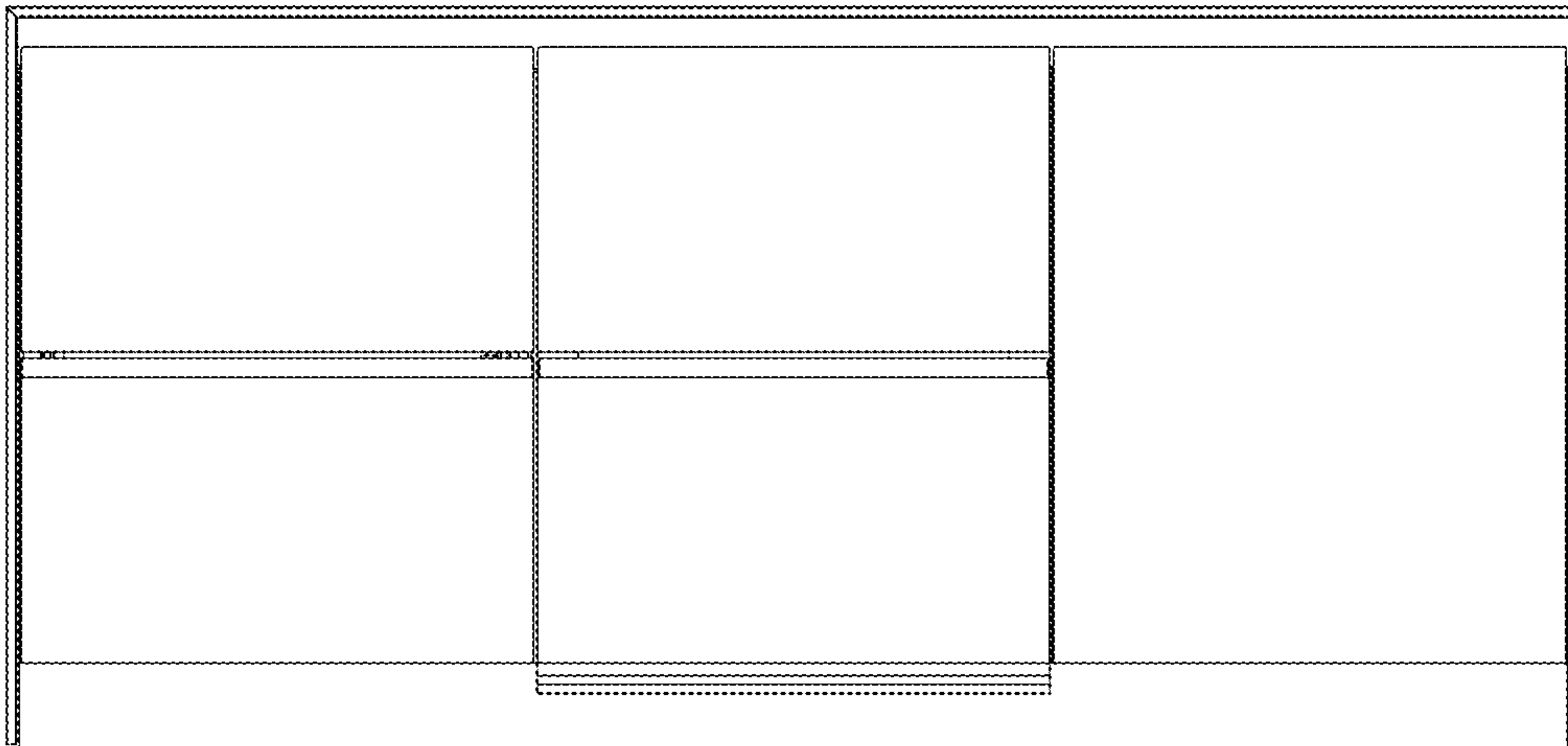
1.2




1.3




1.4



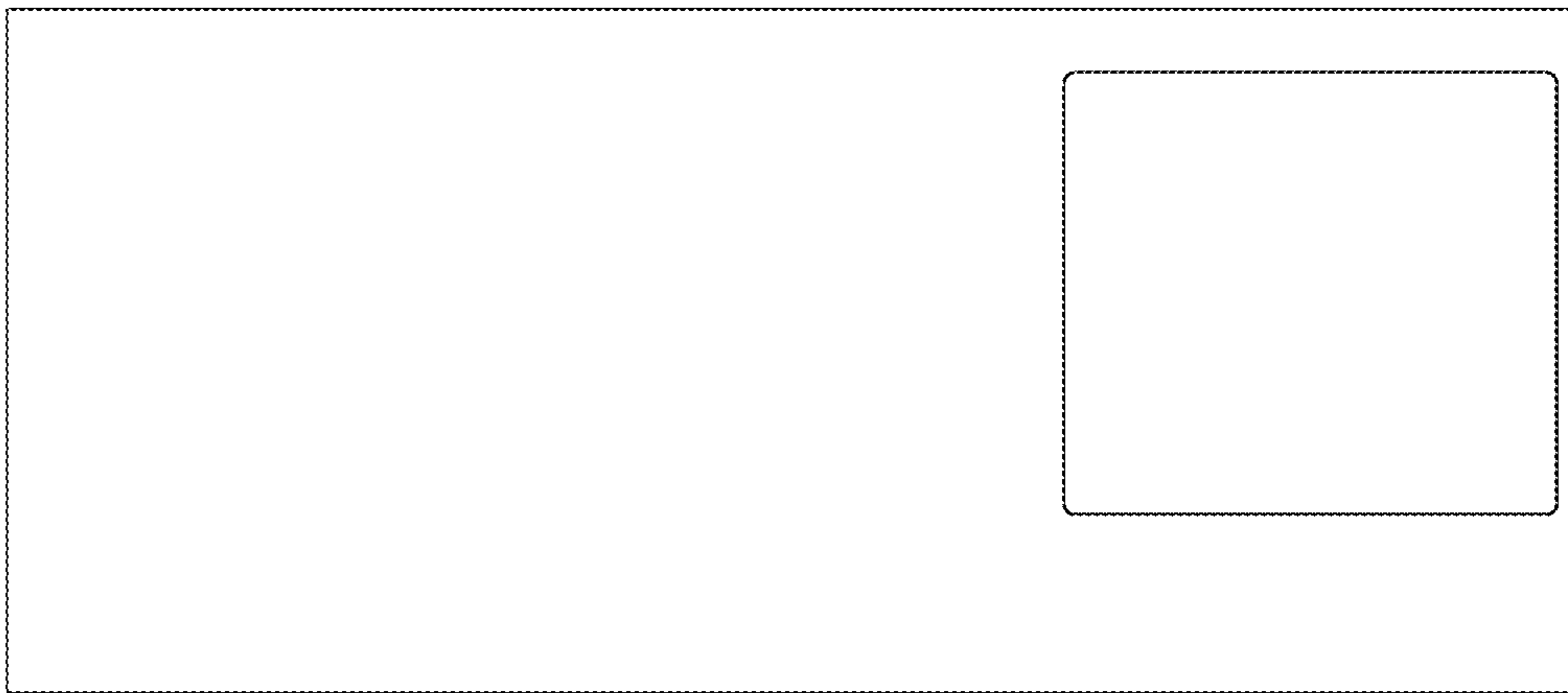
1.5



1.6



1.7



1.8

