



US00D900515S

(12) **United States Design Patent** (10) **Patent No.:** **US D900,515 S**
Johnson et al. (45) **Date of Patent:** **** Nov. 3, 2020**

(54) **DISPLAY CART**
(71) Applicant: **TARGET BRANDS, INC.**,
Minneapolis, MN (US)
(72) Inventors: **Jason W. Johnson**, Wayzata, MN (US);
Jeremy A. Clark, Minneapolis, MN
(US); **Christopher S. Case**, Shakopee,
MN (US); **Melissa A. Duerr**, Oak
Grove, MN (US); **Kelly M.**
Bauernfeind, Minneapolis, MN (US);
Laura J. Qvale, Golden Valley, MN
(US); **Allyson H. Miller**, Minneapolis,
MN (US)

(73) Assignee: **TARGET BRANDS, INC.**,
Minneapolis, MN (US)

(**) Term: **15 Years**

(21) Appl. No.: **29/672,896**

(22) Filed: **Dec. 10, 2018**

(51) **LOC (12) Cl.** **06-06**

(52) **U.S. Cl.**
USPC **D6/675.1**

(58) **Field of Classification Search**
USPC D6/672, 675, 675.1, 675.2, 675.3, 675.4,
D6/675.5
CPC A47F 1/00; A47B 96/00; A47B 96/02;
A47B 47/00; A47B 47/021
See application file for complete search history.

(56) **References Cited**

U.S. PATENT DOCUMENTS

D106,997 S * 11/1937 Thompson D6/675.3
D222,633 S 11/1971 Carter et al.
3,861,702 A * 1/1975 Wilson B62B 3/186
280/33.996
D250,409 S 11/1978 Quapp
4,185,848 A 1/1980 Holtz
D346,291 S 4/1994 Chi

D381,165 S * 7/1997 Mates D34/19
D412,075 S 7/1999 Gingrich et al.
D430,964 S 9/2000 Liaw
D443,398 S * 6/2001 Mount D34/14
D443,745 S * 6/2001 Mount D34/14
D520,707 S 5/2006 Phillips, II
7,114,733 B2 * 10/2006 Downs B25H 1/02
280/47.35
D561,972 S 2/2008 Roever
D678,640 S * 3/2013 Van Es D34/21
D678,641 S 3/2013 Es
D690,070 S * 9/2013 Van Es D34/21
(Continued)

OTHER PUBLICATIONS

“Sturdy Laundry Storage Rack”, printed from www.probytonline.
xyz/laundry-baskets-bins-c-7_71_105/sturdy-la...ack-detergent-
clothes-drying-hang-bar-rolling-cart-dryer-p-19914.html, publicly avail-
able at least as early as Aug. 15, 2018 (4 pages).

(Continued)

Primary Examiner — Kelley A Donnelly

(74) *Attorney, Agent, or Firm* — JoAnn M. Seaton;
Griffiths & Seaton PLLC

(57) **CLAIM**

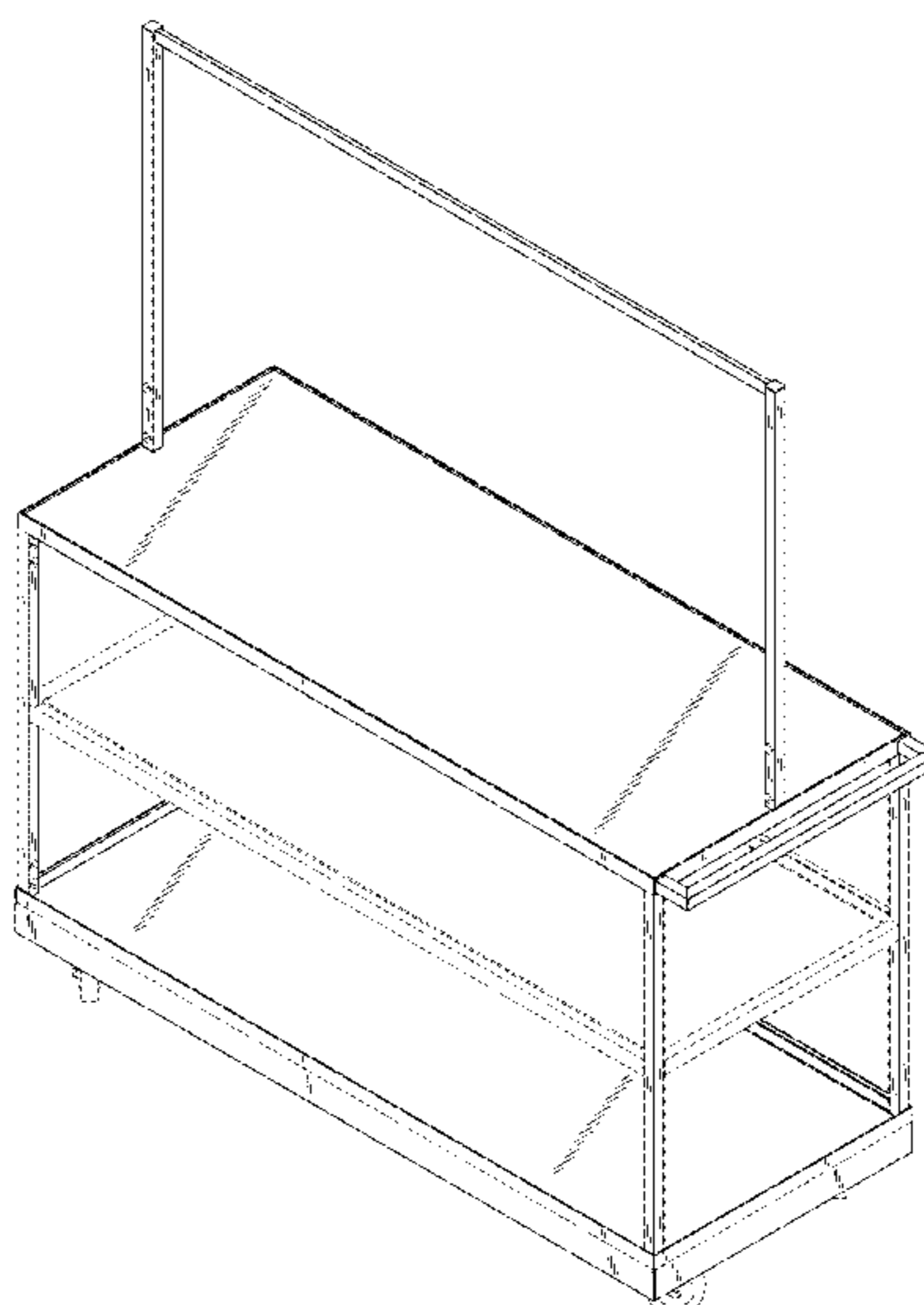
The ornamental design for a display cart, as shown and
described.

DESCRIPTION

FIG. 1 is a front perspective view of a display cart showing
an embodiment of our new design;
FIG. 2 is a front view thereof, the rear view being a mirror
image of the front view;
FIG. 3 is a right side view thereof;
FIG. 4 is a left side view thereof;
FIG. 5 is a top view thereof; and,
FIG. 6 is a bottom view thereof.

The features shown in broken lines are portions of the
display cart forming no part of the claimed design.

1 Claim, 4 Drawing Sheets



(56)

References Cited

U.S. PATENT DOCUMENTS

D723,238 S * 2/2015 Spates D34/20
D730,609 S * 5/2015 Miller D34/17
D733,385 S * 6/2015 Spates D34/20
D760,463 S 6/2016 Kellogg
D805,329 S * 12/2017 Rockwell D6/675.3
D825,959 S * 8/2018 Rockwell D6/675.3
D827,342 S 9/2018 Stukenberg et al.
D864,625 S * 10/2019 Rockwell D6/675
D864,627 S * 10/2019 Rockwell D6/675
D871,116 S * 12/2019 Li D6/675.1
2006/0232032 A1 10/2006 Goldberg

OTHER PUBLICATIONS

“Oceanstar Heavy Duty 3-Shelf Adjustable 4-Wheeled Garment Rack with Hooks in Black”, printed from www.homedepot.com/p/Oceanstar-Heavy-Duty-3-Shelf-Steel-adjustable-Garment-Rack-with-Hooks-in-Black-GRS1514/205866922#customer_reviews, publicly available at least as early as Aug. 15, 2018 (4 pages).

“3 Level Heavy Duty Shelf Trolley”, printed from www.bigdug.co.uk/racking-and-shelving-c4501/by-location-c4511/warehouse-c4515/3-level-heavy-duty-shelf-trolley-p19061, publicly available at least as early as Aug. 15, 2018 (1 page).

* cited by examiner

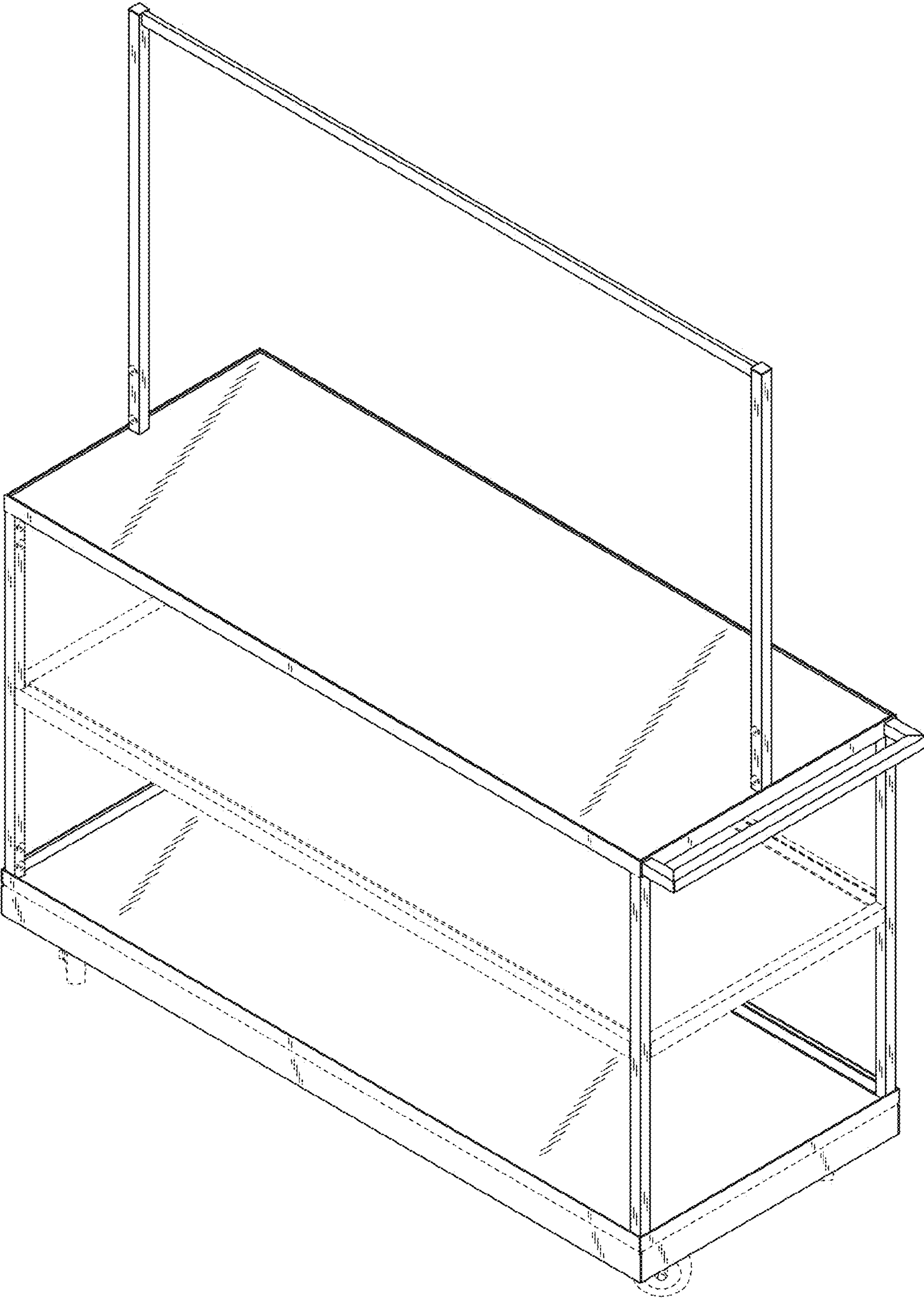


FIG. 1




FIG. 2

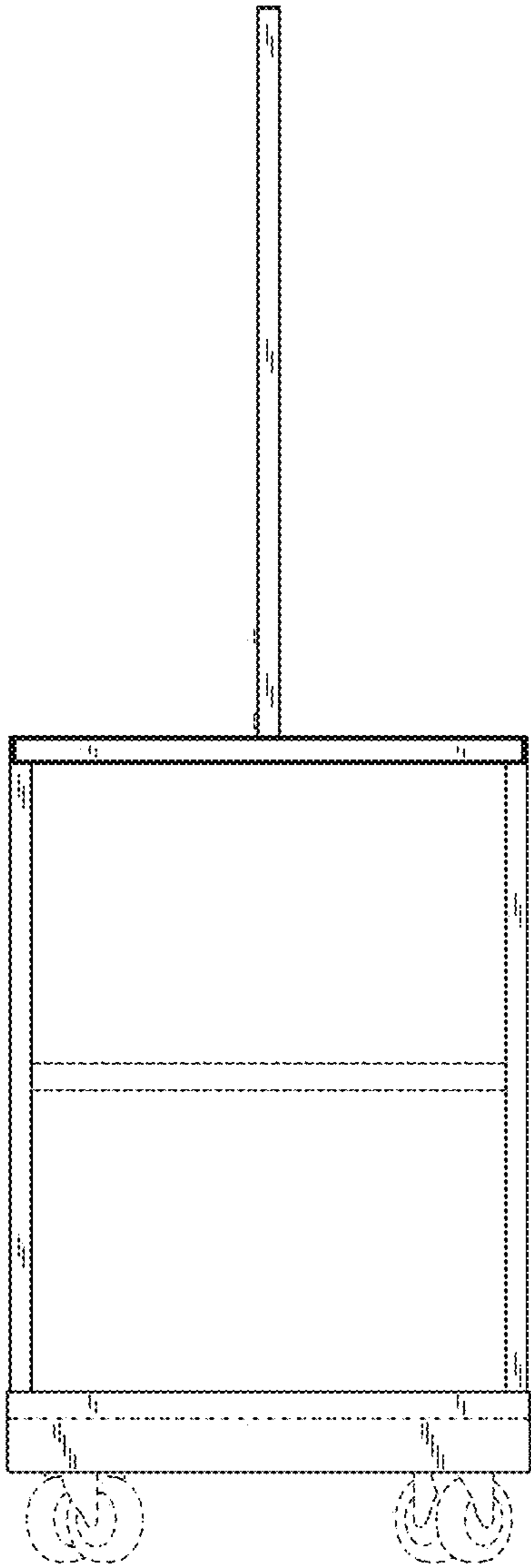


FIG. 3

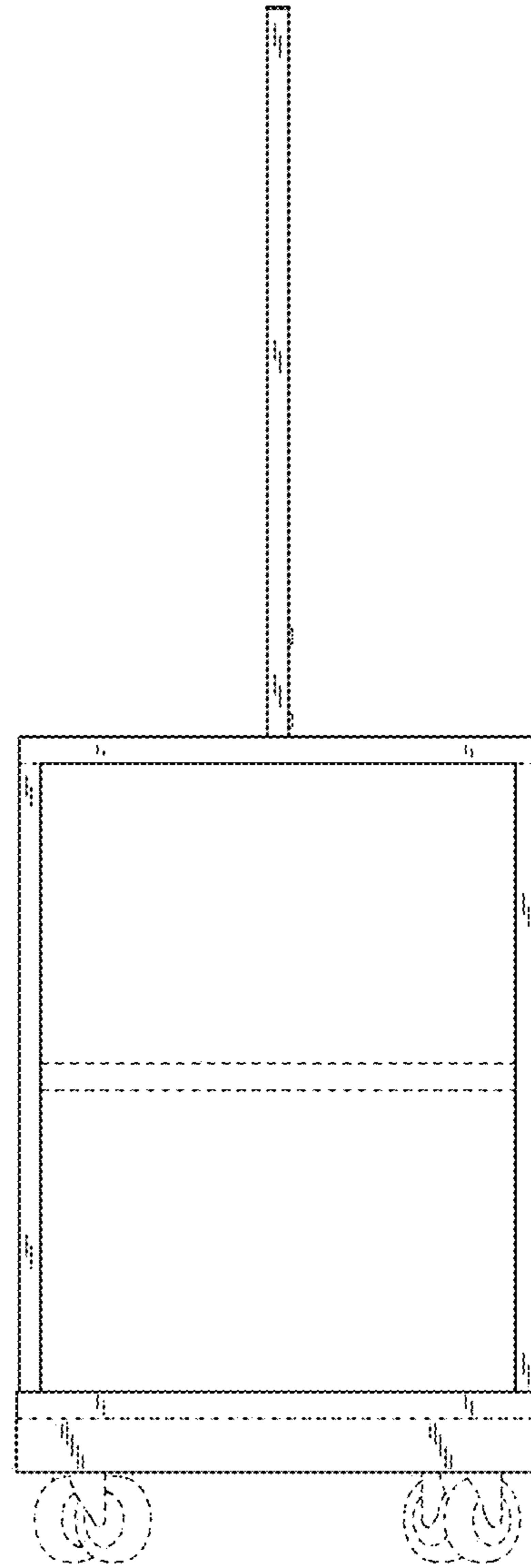


FIG. 4

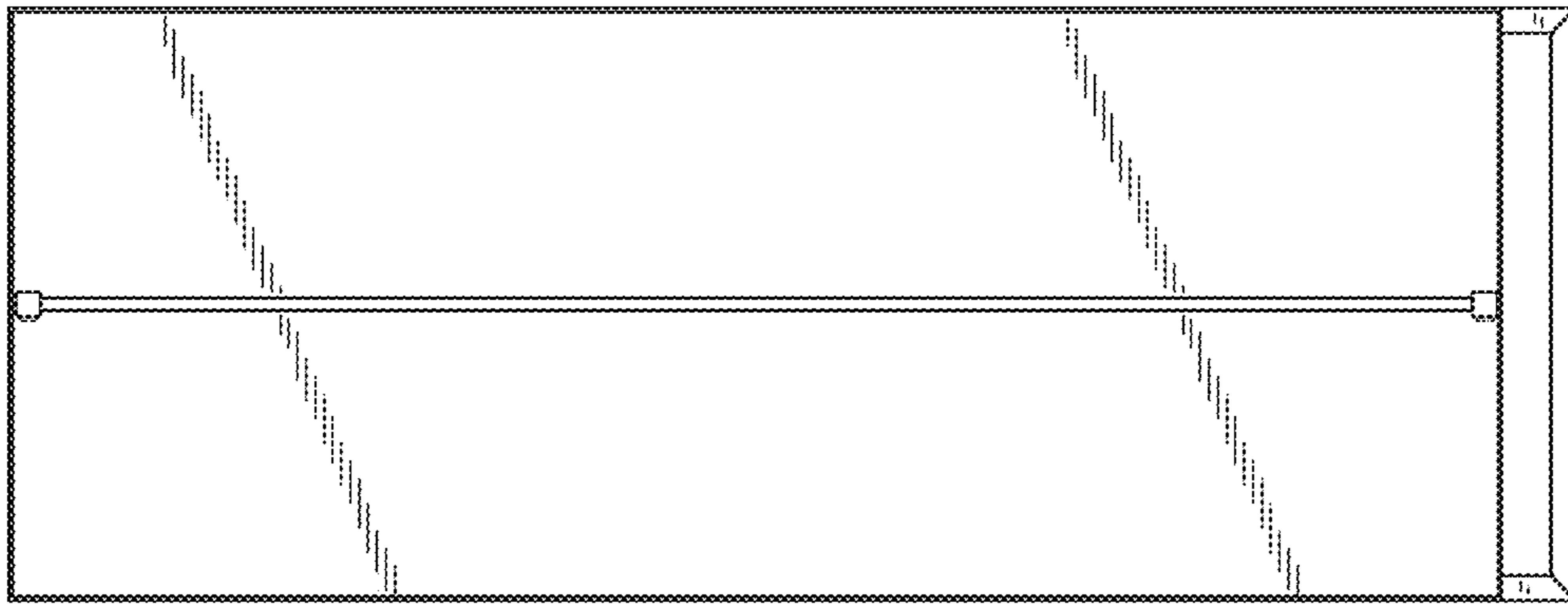


FIG. 5




FIG. 6