



US00D900505S

(12) **United States Design Patent** (10) **Patent No.:** **US D900,505 S**
Little (45) **Date of Patent:** **** Nov. 3, 2020**

(54) **PILLOW**
(71) Applicant: **DG International Holdings Limited**,
London (GB)
(72) Inventor: **Simon Little**, Middlesex (GB)
(73) Assignee: **DG International Holdings Limited**,
London (GB)
(**) Term: **15 Years**
(21) Appl. No.: **29/662,491**
(22) Filed: **Sep. 6, 2018**
(51) **LOC (12) Cl.** **06-09**
(52) **U.S. Cl.**
USPC **D6/601**
(58) **Field of Classification Search**
USPC D6/601, 382, 383; D24/191
CPC A47C 7/383; A47C 16/005; A47C 20/00;
A47C 20/02; A47C 20/027; A47C 20/04;
A47G 2009/1018; A47G 9/10; A47G
9/1027; A47G 9/1081; A47G 9/0253;
A47G 9/1045; A47G 9/1072; A61G
7/072; A61G 13/121; A61G 7/07; A61G
13/1225
See application file for complete search history.

(56) **References Cited**
U.S. PATENT DOCUMENTS
D124,296 S * 12/1940 Thompson D6/601
D318,969 S * 8/1991 Byrn D6/601
D348,174 S * 6/1994 Genis D24/191
D445,624 S * 7/2001 Futagami 5/644
D522,300 S * 6/2006 Roberts A47C 7/383
D6/601
D550,495 S * 9/2007 Boutin D6/601
D583,605 S * 12/2008 Krinsky D6/601
D590,198 S * 4/2009 Nostrant D6/601
D604,438 S * 11/2009 Thomson D26/51

D685,212 S * 7/2013 Rivera D6/601
8,595,872 B2 * 12/2013 Tidwell A47D 13/08
5/490
D699,982 S * 2/2014 Fair A47D 13/083
D6/601
D704,963 S * 5/2014 McNeil D6/601
9,370,269 B2 * 6/2016 Edwards A47C 7/383
D769,648 S * 10/2016 Atkinson D6/601
D782,220 S * 3/2017 Little D6/601
D796,869 S * 9/2017 Higashi D6/601
D808,196 S * 1/2018 Schumacher D6/601
D838,123 S * 1/2019 Ye D6/601
D846,913 S * 4/2019 Liu D6/601
(Continued)

OTHER PUBLICATIONS

Adjustable Inflatable Neck Pillow (on-line), dated Oct. 8, 2016.
Retrieved from Internet Oct. 31, 2019, URL: <https://web.archive.org/web/20161008051141/https://lewisnclark.com/adjustable-neck-pillow/> (5 pages) (Year: 2016).*
(Continued)

Primary Examiner — Kimberly Barnes
(74) *Attorney, Agent, or Firm* — Budzyn IP Law, LLC

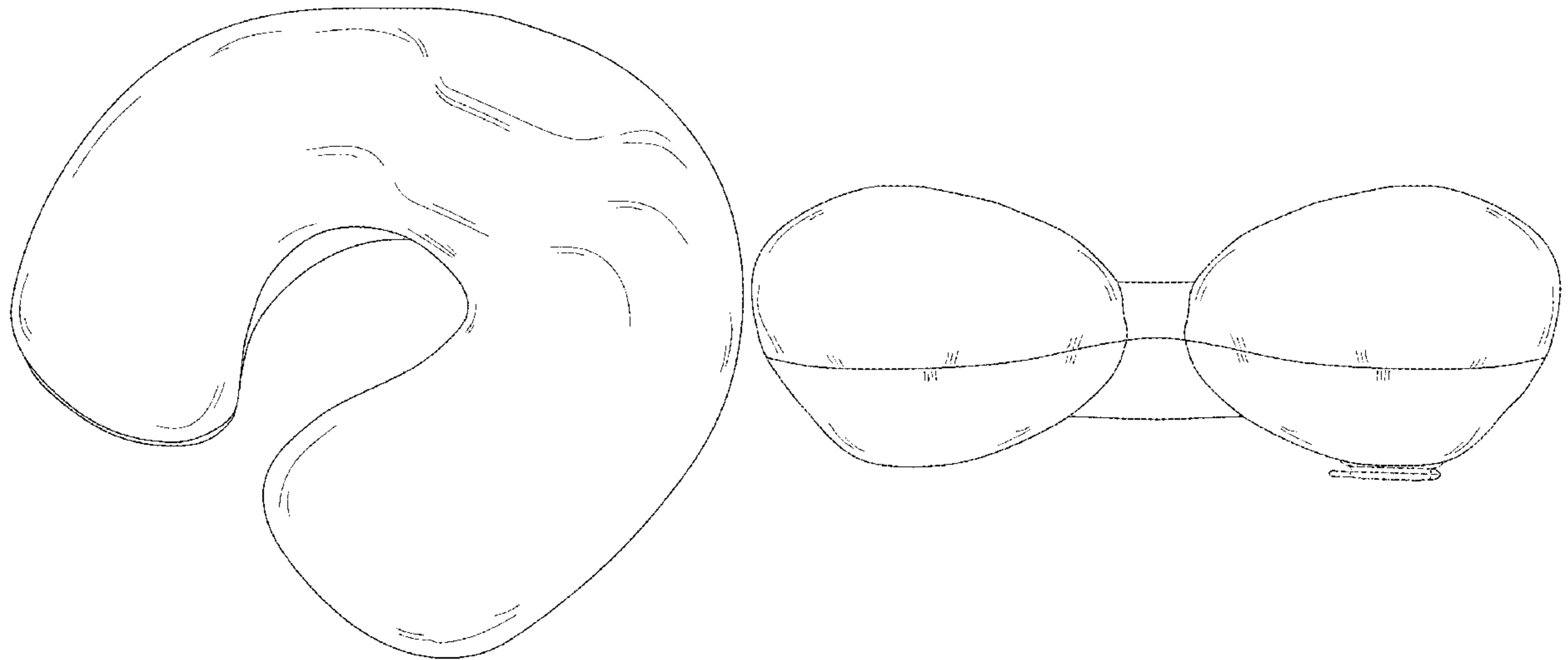
(57) **CLAIM**

The ornamental design for a pillow, as shown and described.

DESCRIPTION

FIG. 1 is a perspective view of a pillow showing my new design;
FIG. 2 is a top plan view thereof;
FIG. 3 is a bottom plan view thereof;
FIG. 4 is a front elevational view thereof;
FIG. 5 is a rear elevational view thereof;
FIG. 6 is a left side elevational view thereof; and,
FIG. 7 is a right side elevational view thereof.
The broken lines represent elements which form no part of the claimed design.

1 Claim, 7 Drawing Sheets






FIG. 1

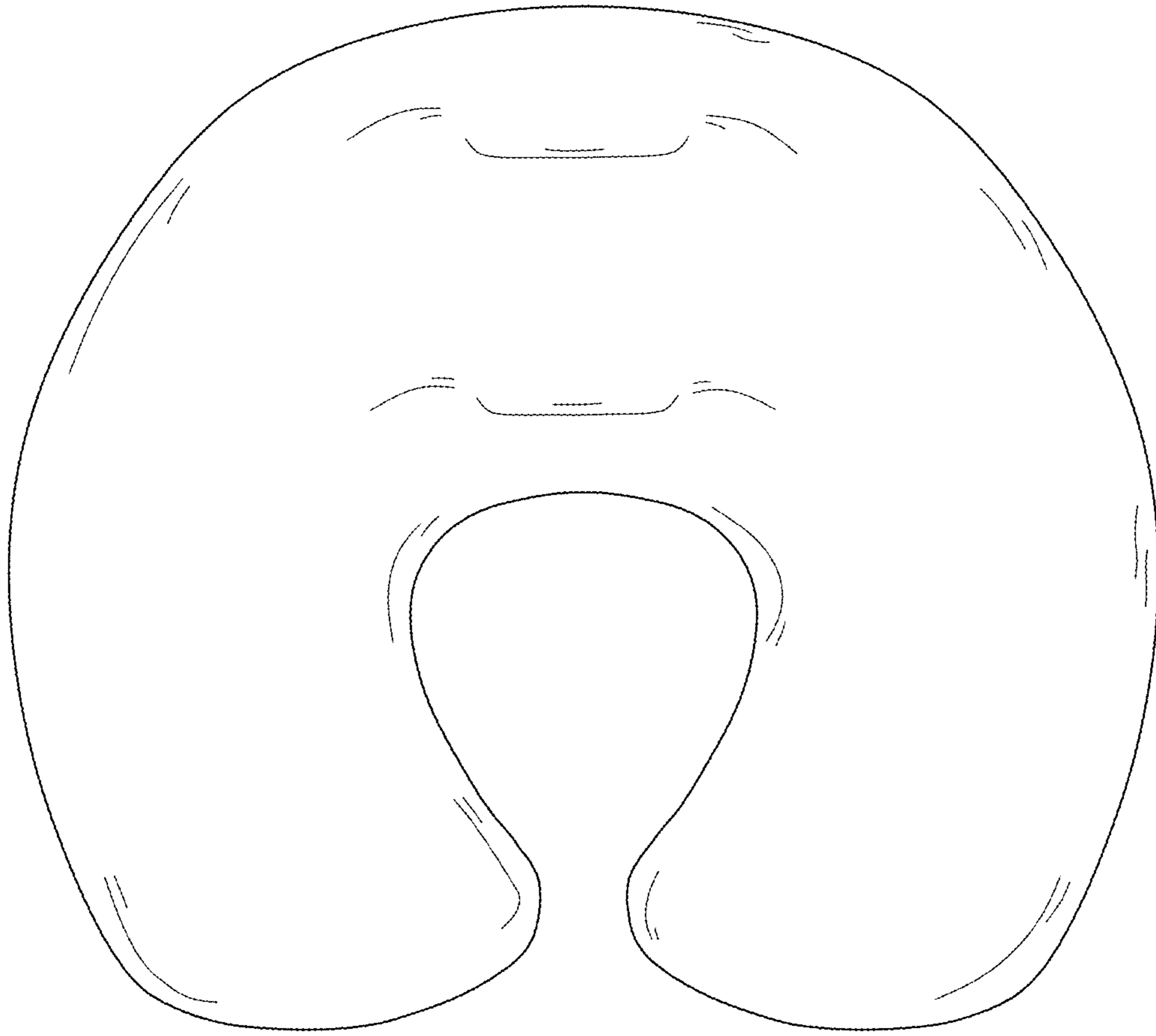


FIG. 2

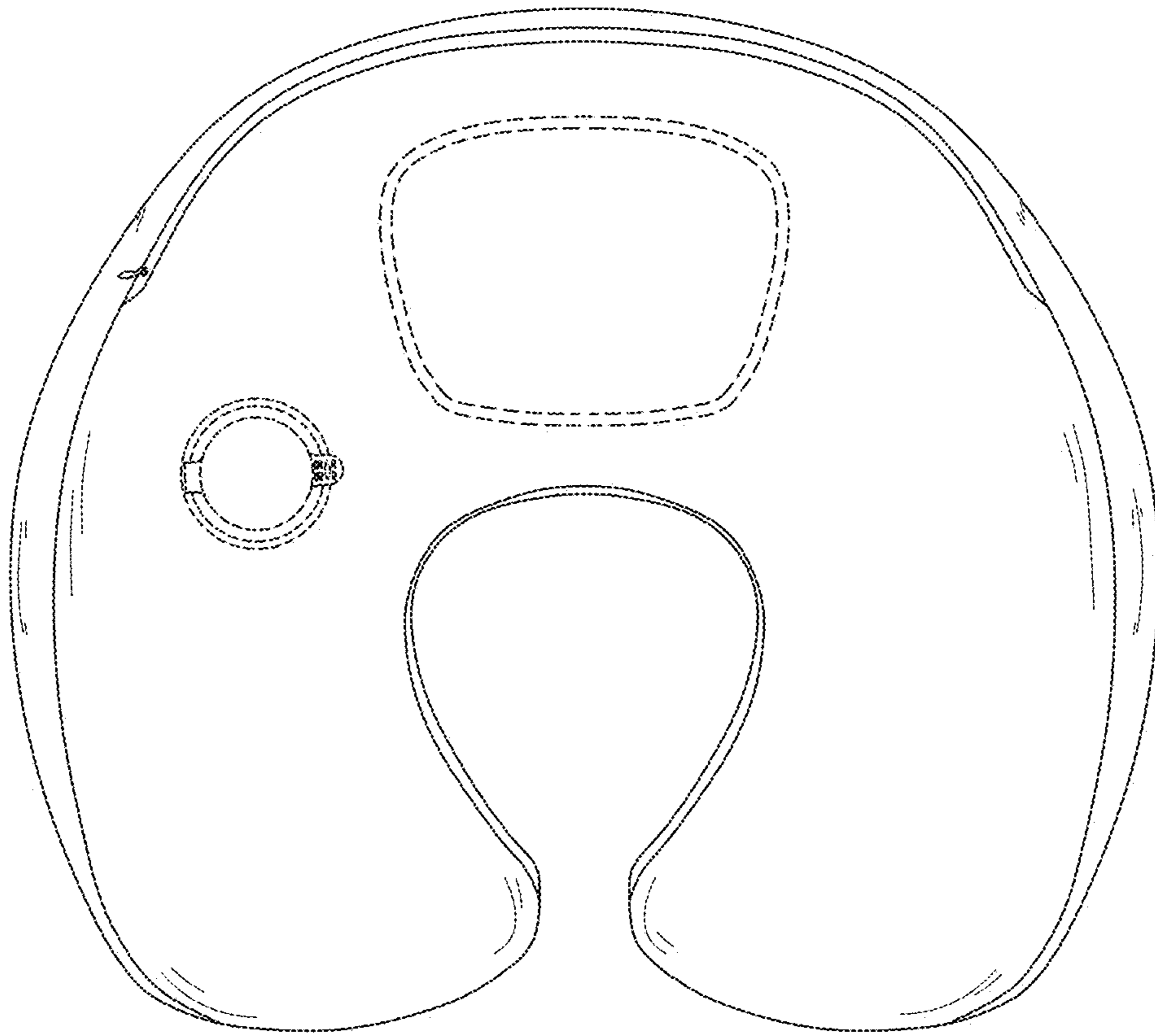


FIG. 3

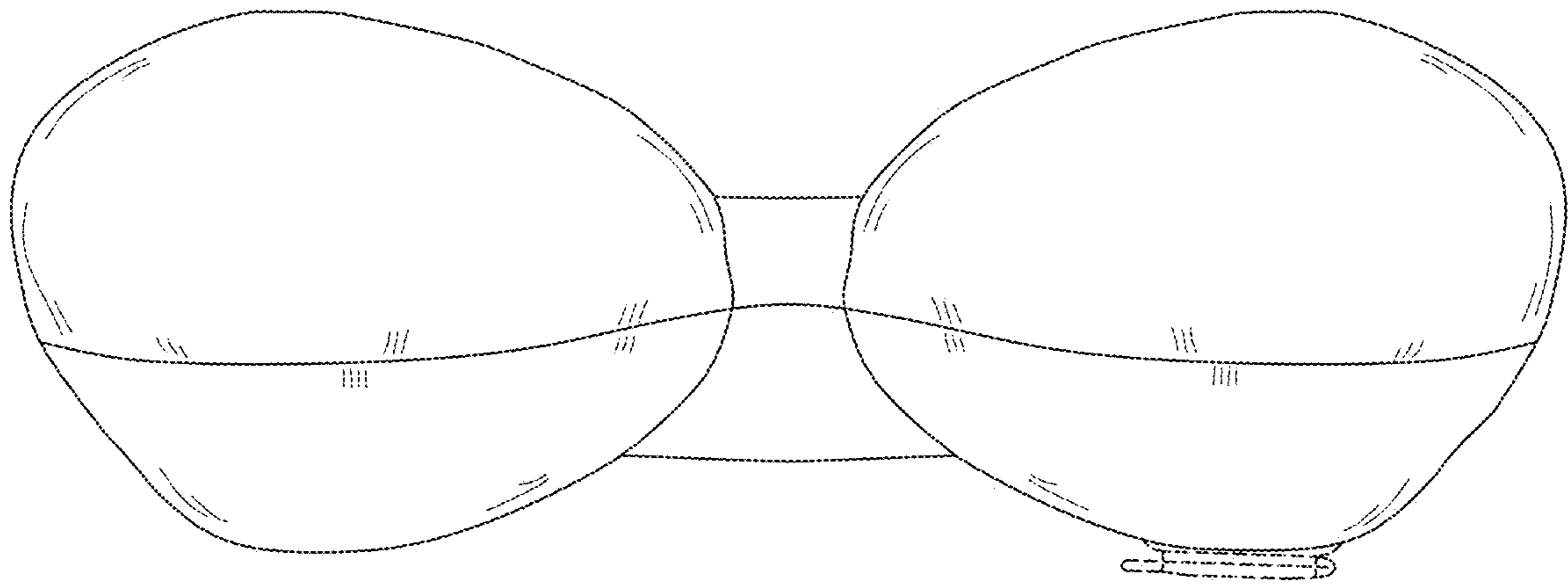


FIG. 4

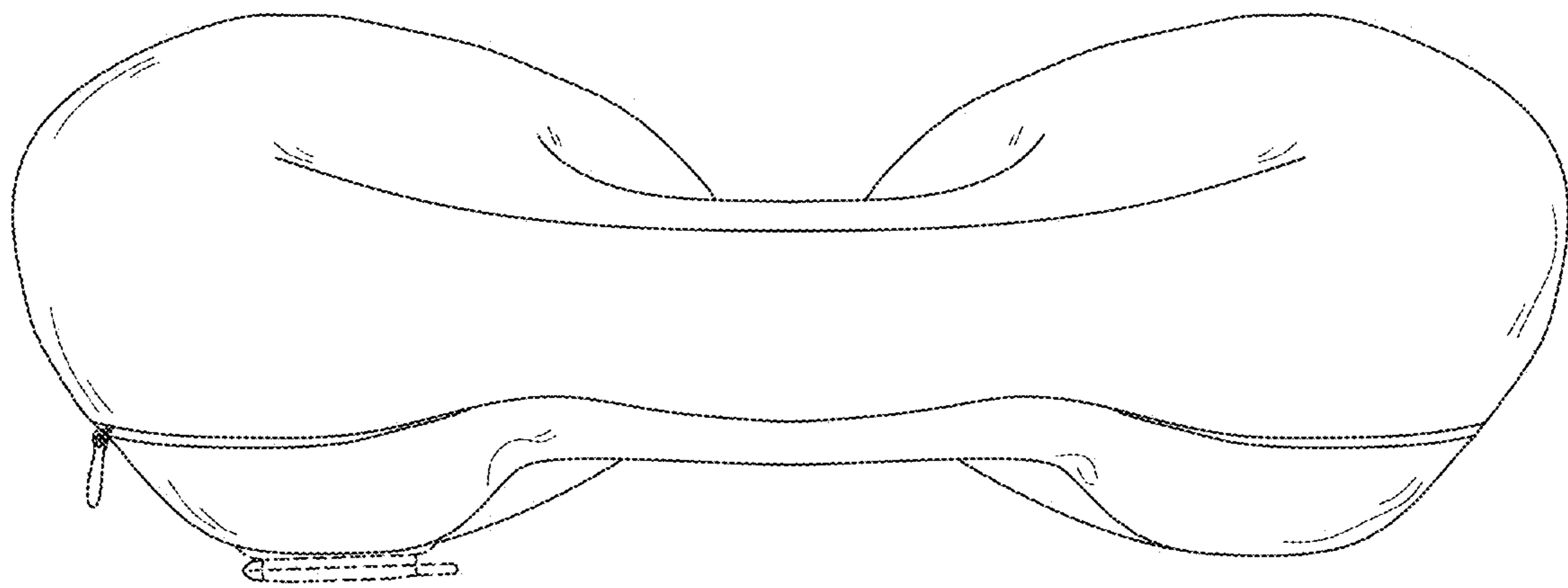


FIG. 5

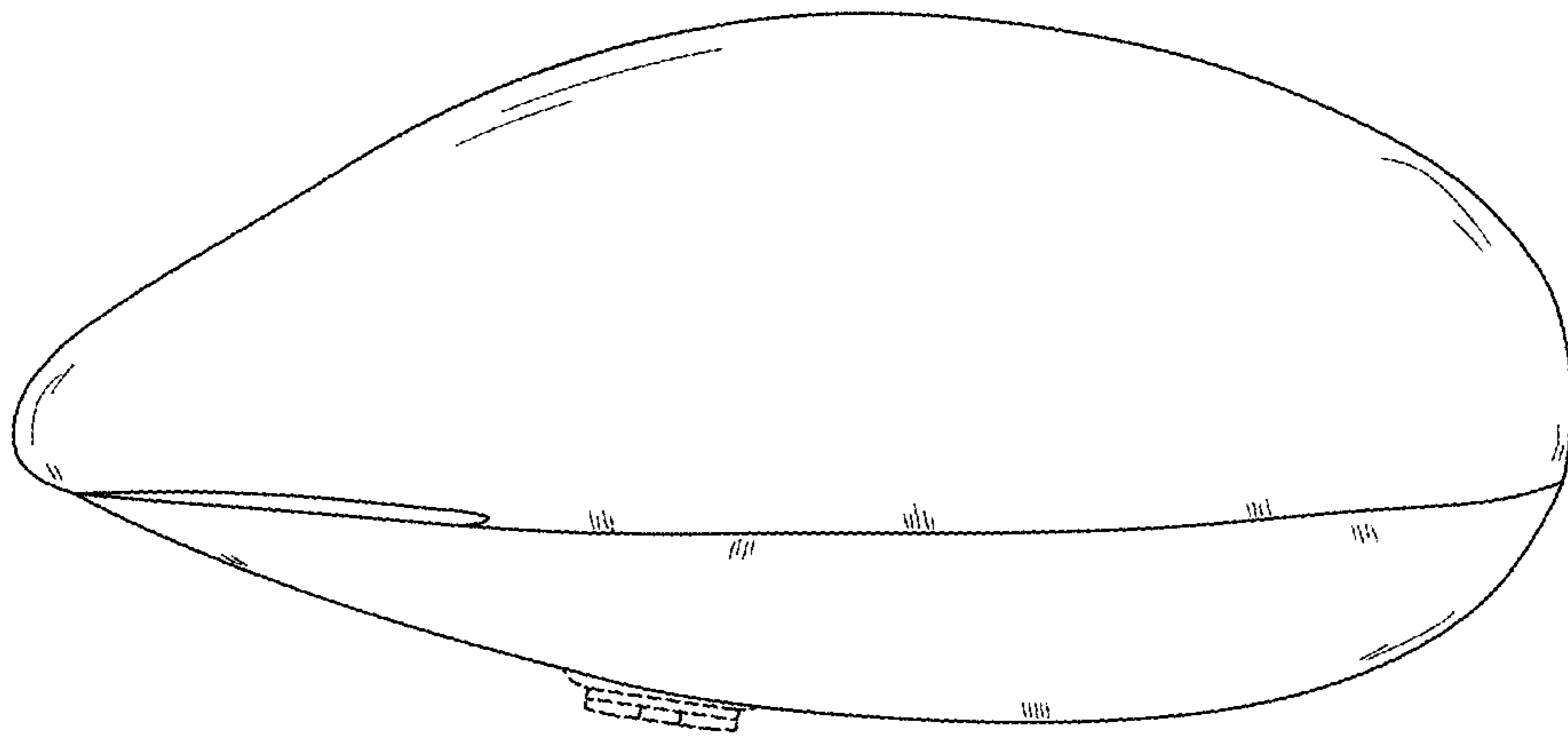


FIG. 6

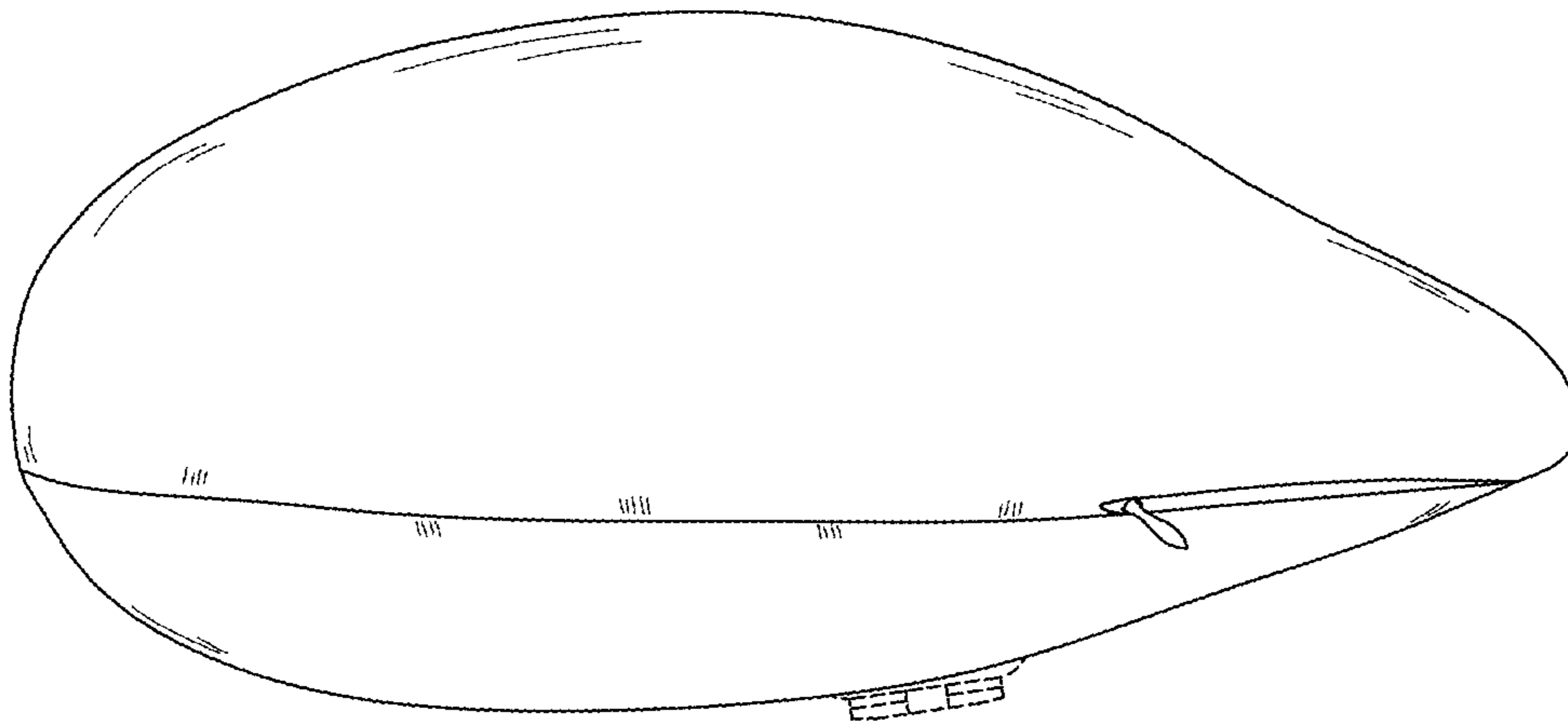


FIG. 7