



US00D900492S

(12) **United States Design Patent** (10) **Patent No.:** **US D900,492 S**
Wesselius (45) **Date of Patent:** **** Nov. 3, 2020**

(54) **CHAIR**

(71) Applicant: **Fatboy the Original B.V.,**
s-Hertogenbosch (NL)

(72) Inventor: **Danny Wesselius, Hoofddorp (NL)**

(73) Assignee: **Fatboy the Original B.V.,**
s-Hertogenbosch (NL)

(**) Term: **15 Years**

(21) Appl. No.: **29/696,370**

(22) Filed: **Jun. 27, 2019**

(30) **Foreign Application Priority Data**

Feb. 5, 2019 (EM) 006170015-0002

(51) **LOC (12) Cl.** **06-01**

(52) **U.S. Cl.**
USPC **D6/348**

(58) **Field of Classification Search**
USPC D6/347, 348, 361, 716, 718, 344, 373,
D6/375, 379, 380, 330, 334, 335, 366,
D6/369, 372, 385, 708.16, 358, 377, 370;
D12/52; D21/412, 688; D24/183, 200
CPC A45F 3/22; A45F 3/24; A45F 3/26; A47D
13/10; A47D 13/105; A47D 9/02; A47C
1/14; A47C 3/0255; A47C 3/029; A47C
3/027; A47C 3/02; A47C 3/04; A47C
3/34; A47C 4/02; A47C 4/03; A47C 4/04;
A47C 5/12; A47C 7/52; A47C 7/506;
A47C 9/007; A47C 15/008; A47C 17/84;
A47C 31/00; A63G 9/00; A63G 9/02;
Y10S 135/909; Y10T 403/32409
See application file for complete search history.

(56) **References Cited**

U.S. PATENT DOCUMENTS

D101,569 S * 10/1936 Vavrik D6/348
D102,046 S * 11/1936 Wexelblatt D6/348

D112,194 S * 11/1938 Goldberg D6/348
D118,019 S * 12/1939 Larsen D6/370
D149,500 S * 5/1948 Hollander D6/348
D151,675 S * 11/1948 Bird D6/348
2,854,062 A * 9/1958 Hetchler A47C 3/029
297/270.3
D258,179 S * 2/1981 Baker D6/348
D283,565 S * 4/1986 Wilson D6/348
D291,034 S * 7/1987 Burns D6/348
D314,474 S * 2/1991 Schwartz D6/370
D360,315 S * 7/1995 Morin D6/348
D360,769 S * 8/1995 Groulx D6/372
D383,319 S * 9/1997 Montes de Oca D6/348
D415,623 S * 10/1999 Lin D6/370
D416,694 S * 11/1999 Villa D6/348
D526,495 S * 8/2006 Albin D6/348
D624,762 S * 10/2010 Podsiadlo D6/348
D863,795 S * 10/2019 Foersom D6/348
D869,184 S * 12/2019 Lucidi D6/370

* cited by examiner

Primary Examiner — Michael C Stout

Assistant Examiner — Paul D Bohannon

(74) *Attorney, Agent, or Firm* — Gordon & Jacobson,
P.C.

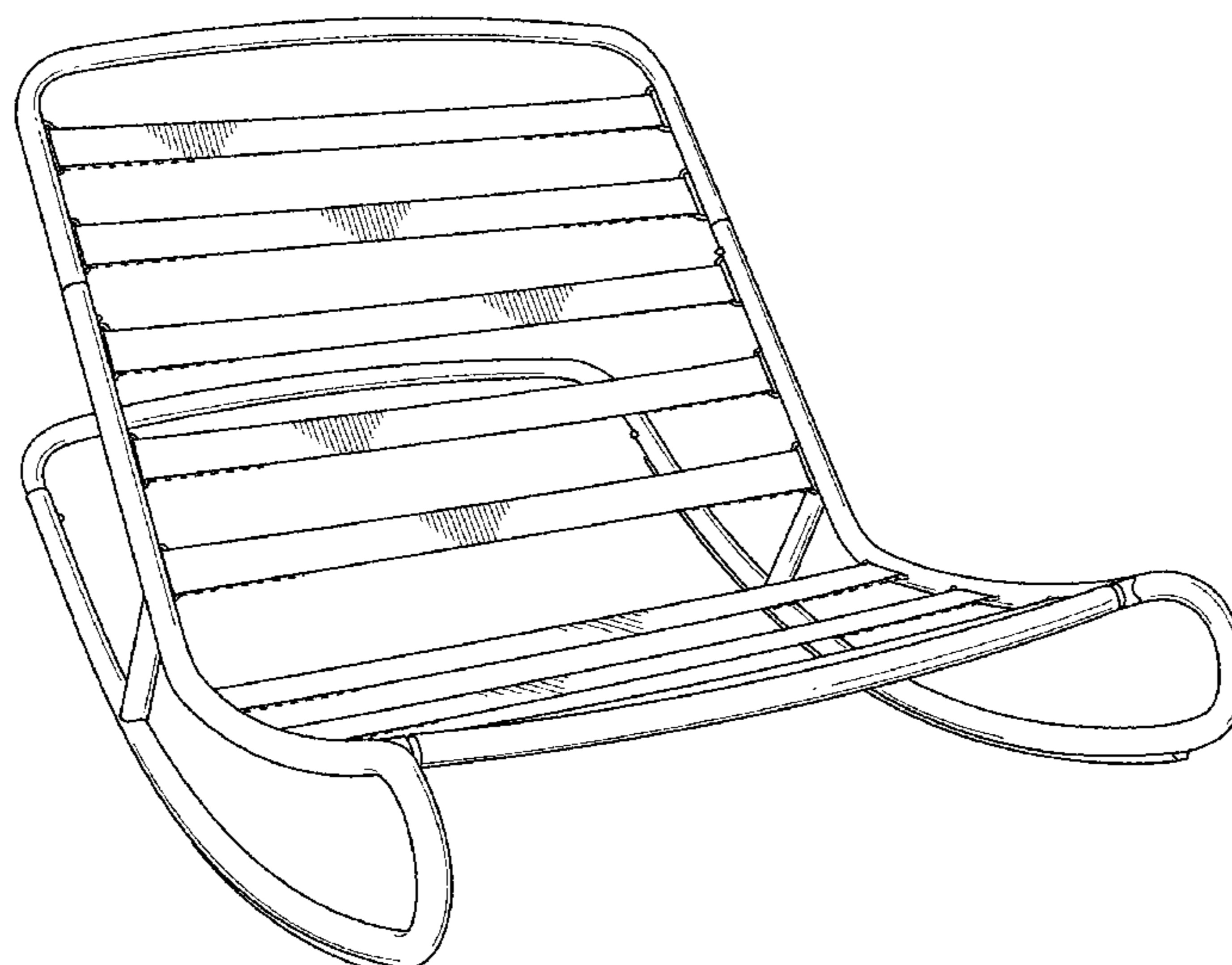
(57) **CLAIM**

The ornamental design for a chair, as shown and described.

DESCRIPTION

FIG. 1 is a perspective view of a chair;
FIG. 2 is a front view of the chair of FIG. 1;
FIG. 3 is a back view of the chair of FIG. 1
FIG. 4 is a right side view of the chair of FIG. 1;
FIG. 5 is a left side view of the chair of FIG. 1;
FIG. 6 is a top view of the chair of FIG. 1; and,
FIG. 7 is a bottom view of the chair of FIG. 1.
The broken lines in the drawings are for the purpose of
illustrating unclaimed portions of the chair and form no part
of the claimed design.

1 Claim, 5 Drawing Sheets



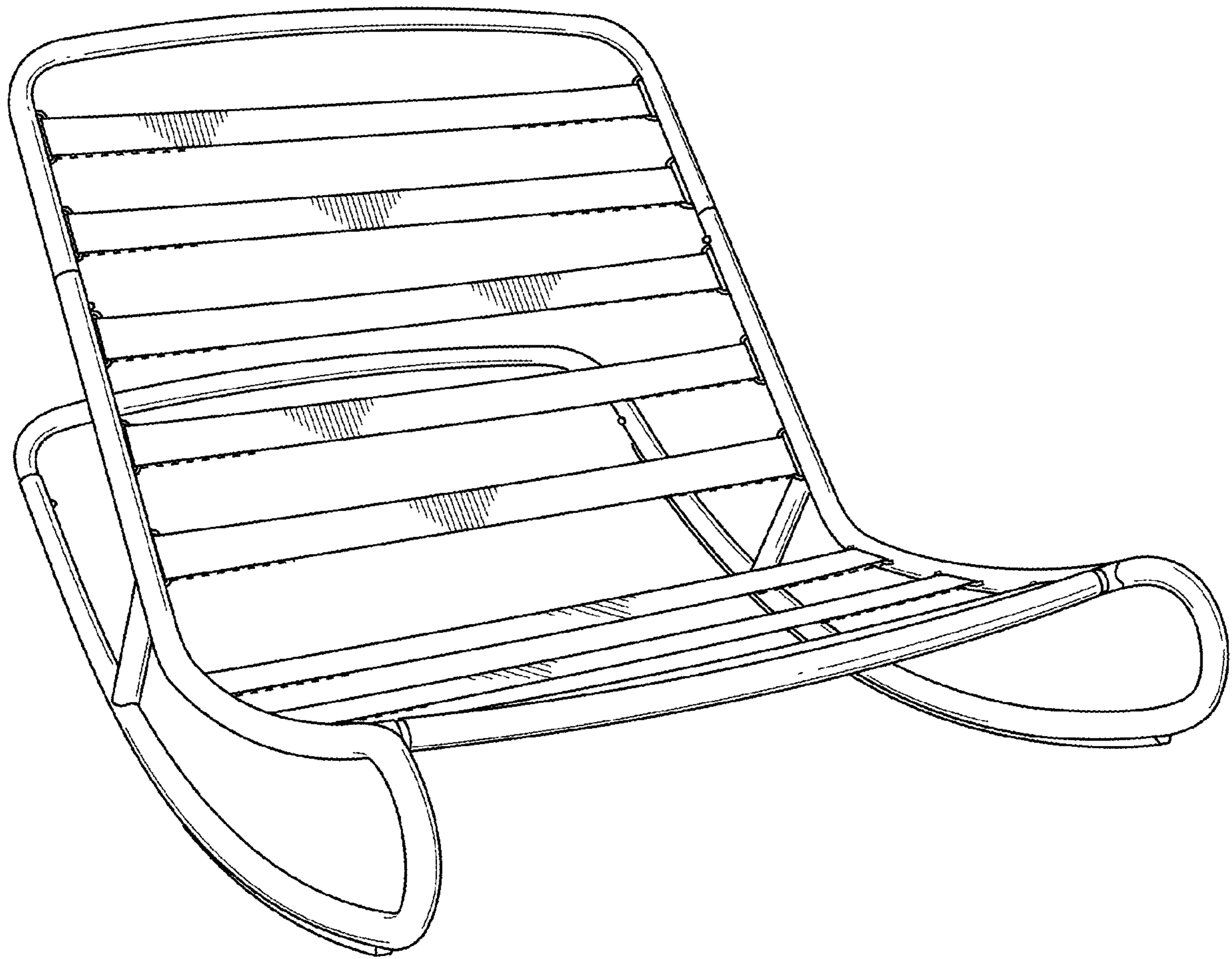


Fig. 1

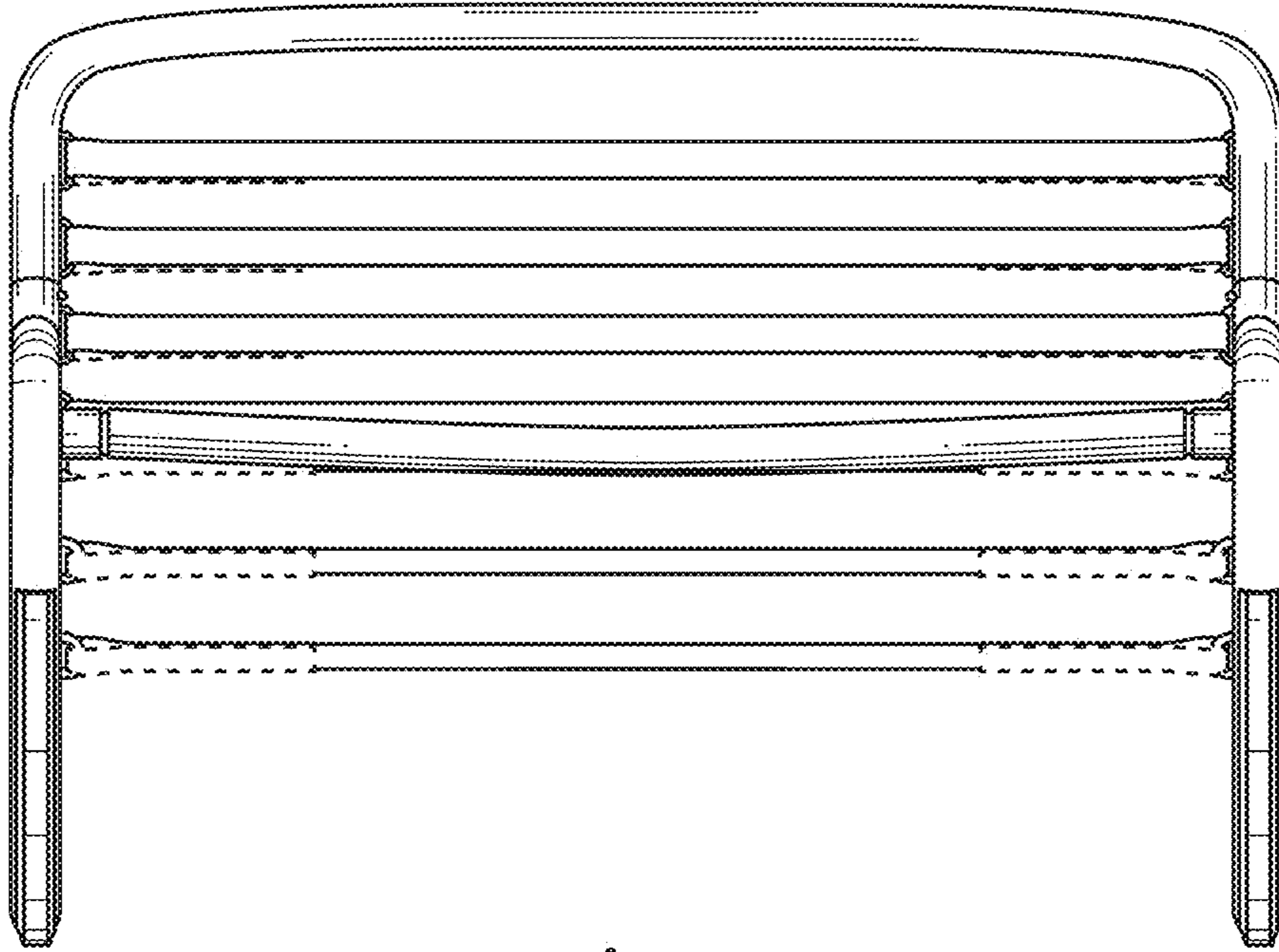


Fig. 2

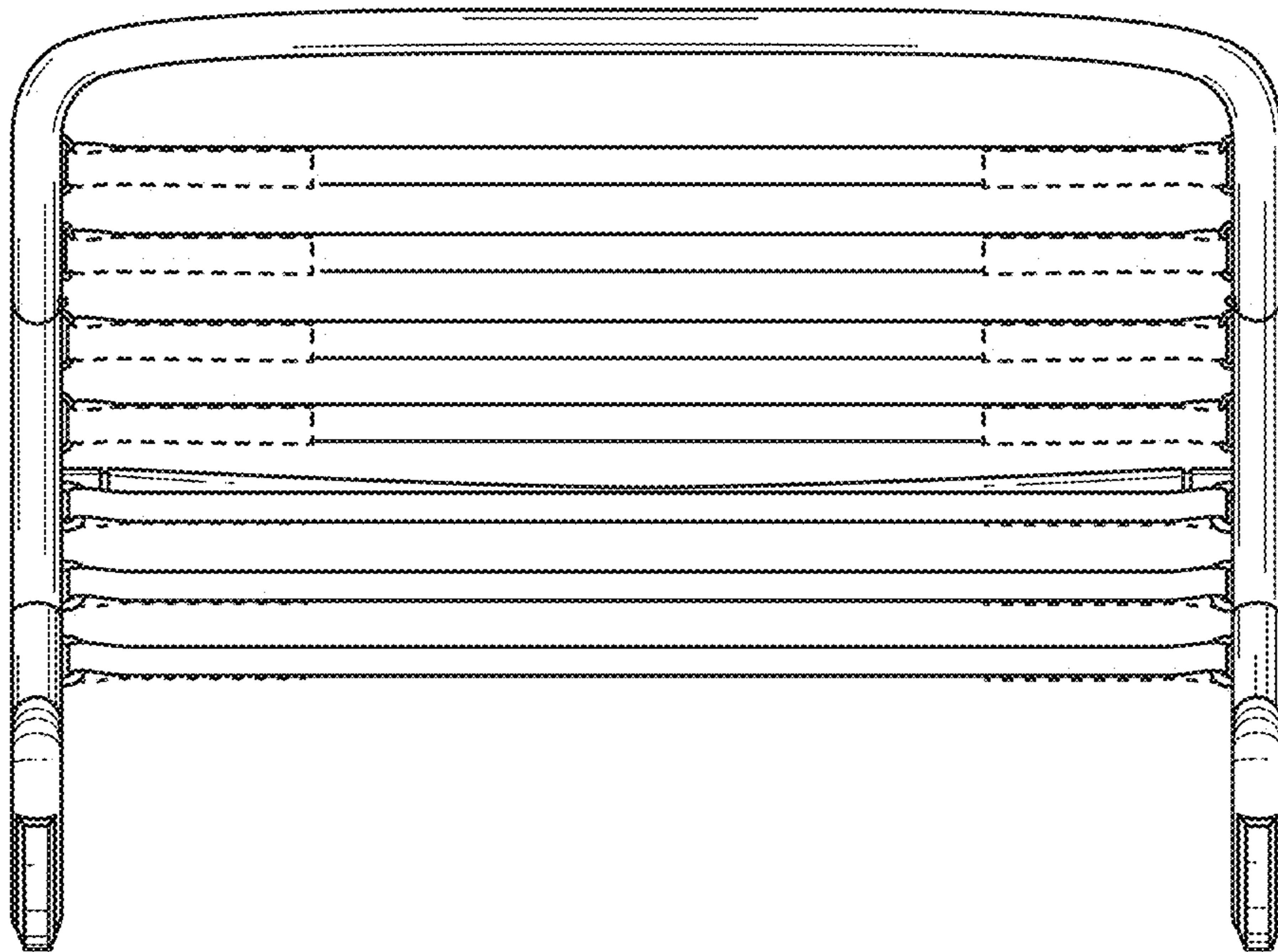


Fig. 3

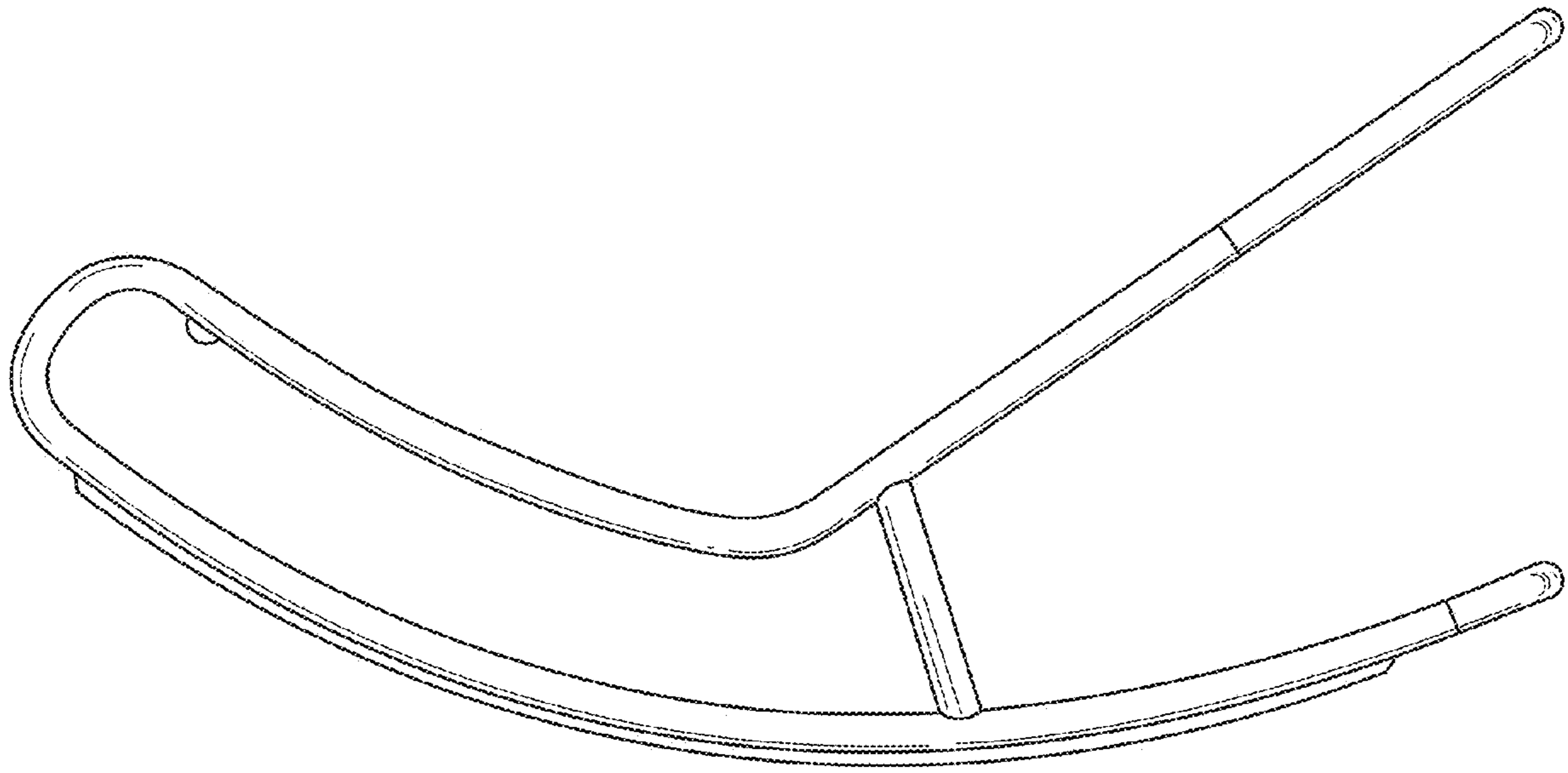


Fig. 4

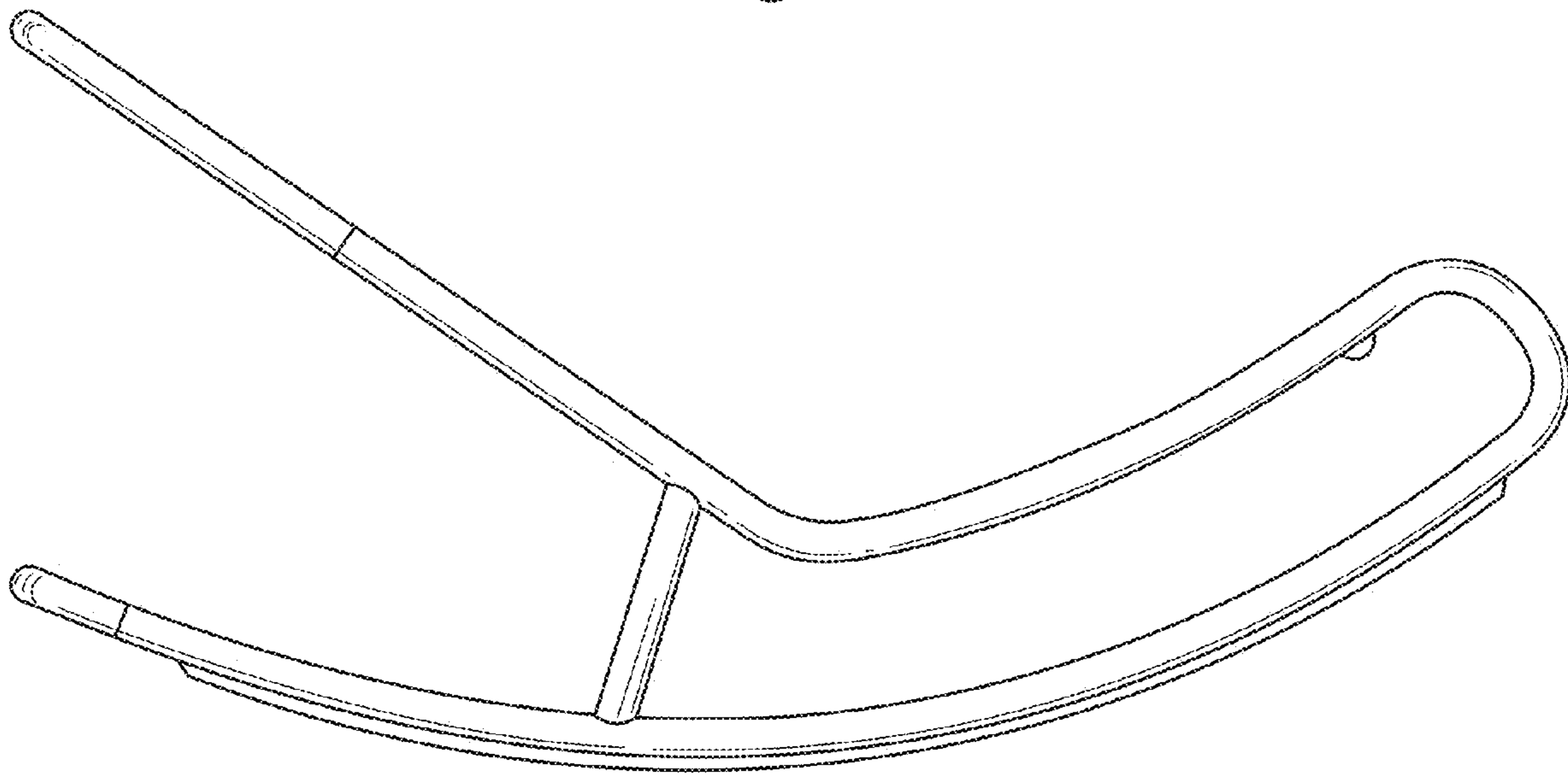


Fig. 5




Fig. 6




Fig. 7