



US00D900462S

(12) **United States Design Patent** (10) **Patent No.:** **US D900,462 S**
Brunner (45) **Date of Patent:** **** Nov. 3, 2020**

(54) **SHOE PART**

(71) Applicant: **On Clouds GmbH**, Heiden (CH)
(72) Inventor: **Thilo Alex Brunner**, Zurich (CH)
(73) Assignee: **ON CLOUDS GMBH**, Heiden (CH)
(**) Term: **15 Years**

(21) Appl. No.: **35/506,768**
(22) Filed: **Nov. 14, 2018**

(80) **Hague Agreement Data**
Int. Filing Date: **Nov. 14, 2018**
Int. Reg. No.: **DM/200068**
Int. Reg. Date: **Nov. 14, 2018**
Int. Reg. Pub. Date: **May 17, 2019**

(30) **Foreign Application Priority Data**
May 14, 2018 (CH) 144028
(51) **LOC (12) Cl.** **02-04**
(52) **U.S. Cl.**
USPC **D2/972**

(58) **Field of Classification Search**
USPC D2/897, 902, 906-911, 919, 922,
D2/923-927, 936, 939-941, 942, 945,
D2/947, 949, 953, 959, 964-966,
D2/968-972
CPC A43B 1/0027; A43B 21/24; A43B 21/36;
A43B 21/42; A43B 21/51; A43B 21/52;
A43B 21/54; A43B 23/227; A43B 3/24;
A43B 3/246; A43B 9/02; A43B 17/02;
A43B 13/12; A43B 13/28; A43B 13/42;
A43B 21/32; A43B 3/108; A43B 13/16;
A43B 5/12; A43B 3/248; A43B 3/10;
A43B 13/122; A43B 3/14; A43B 13/141;
A43B 13/181; A43B 13/184; A43B
13/20; A43B 1/00; A43B 1/0009; A43B
1/04; A43B 23/0295; A43B 5/00

See application file for complete search history.

(56) **References Cited**

U.S. PATENT DOCUMENTS

6,108,943 A * 8/2000 Hudson A43B 5/10
36/102
D499,232 S * 12/2004 Sakai D2/902
D523,229 S * 6/2006 Young D2/972
D557,481 S * 12/2007 Hui D2/907
7,444,763 B2 * 11/2008 Grove A43B 13/223
36/15
D595,046 S * 6/2009 Chang D2/972
D624,742 S * 10/2010 Akhidime D2/969
D625,503 S * 10/2010 Walden D2/969
D643,204 S * 8/2011 Roulo D2/972
8,225,535 B2 * 7/2012 Dillenbeck A43B 3/242
36/100
D686,805 S * 7/2013 Day, Jr. D2/902

(Continued)

Primary Examiner — Jennifer L Watkins
(74) *Attorney, Agent, or Firm* — Pauley Erickson & Swanson


(57) **CLAIM**

The ornamental design for a shoe part, as shown and described.

DESCRIPTION

Fig. 1.1 is a perspective view of a shoe part.
Fig. 1.2 is a top view of the shoe part.
Fig. 1.3 is a bottom view of the shoe part.
Fig. 1.4 is a front view of the shoe part.
Fig. 1.5 is a back view of the shoe part.
Fig. 1.6 is a right side view of the shoe part.
Fig. 1.7 is a left side view of the shoe part.
The broken lines in the figures are for the purpose of illustrating portions of the shoe part and shoe sole that are not part of the claimed design; the figures show the shoe part and the shoe sole on a right shoe; the corresponding part and sole on the left shoe are symmetric to the submitted designs.

1 Claim, 7 Drawing Sheets



(56)

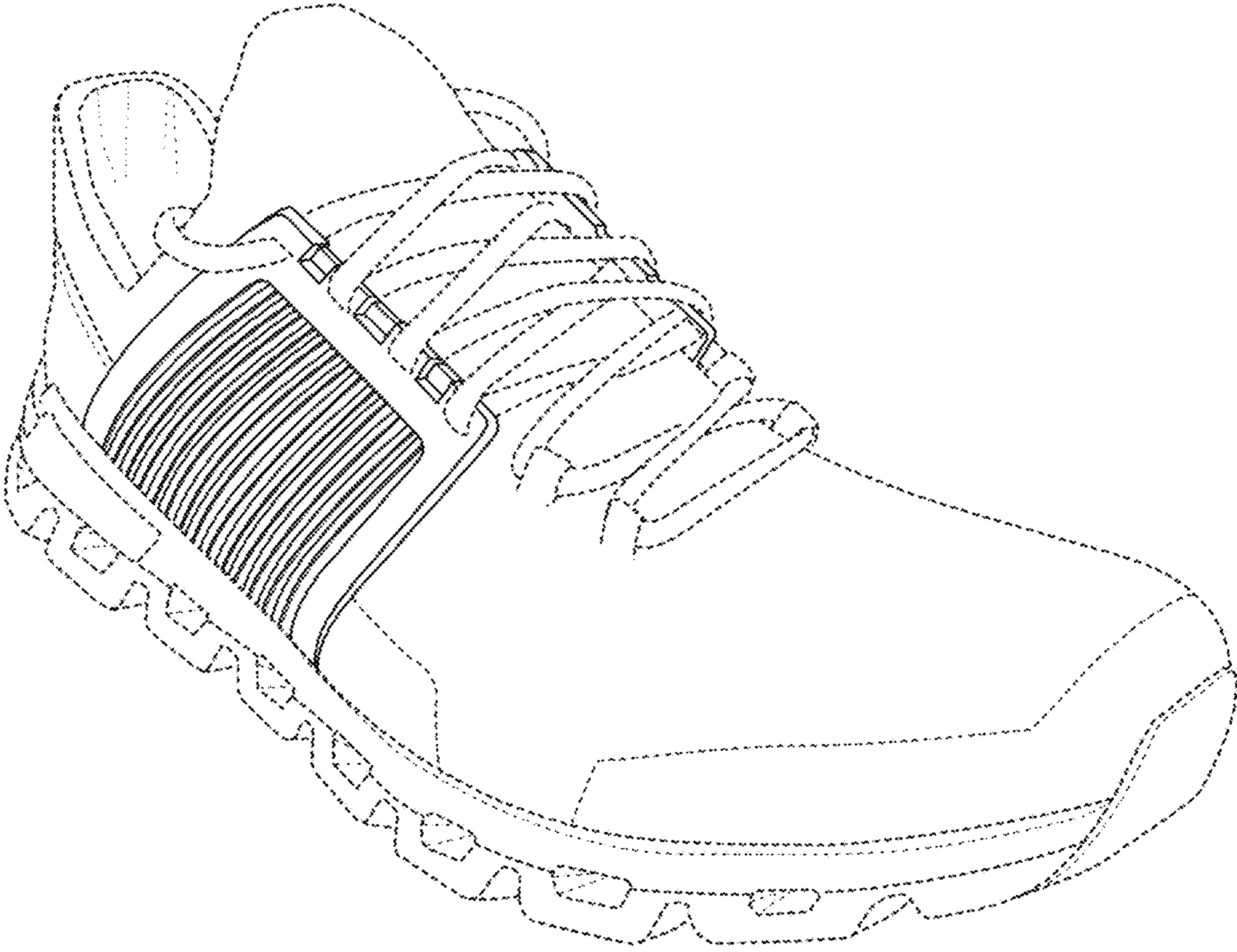
References Cited

U.S. PATENT DOCUMENTS

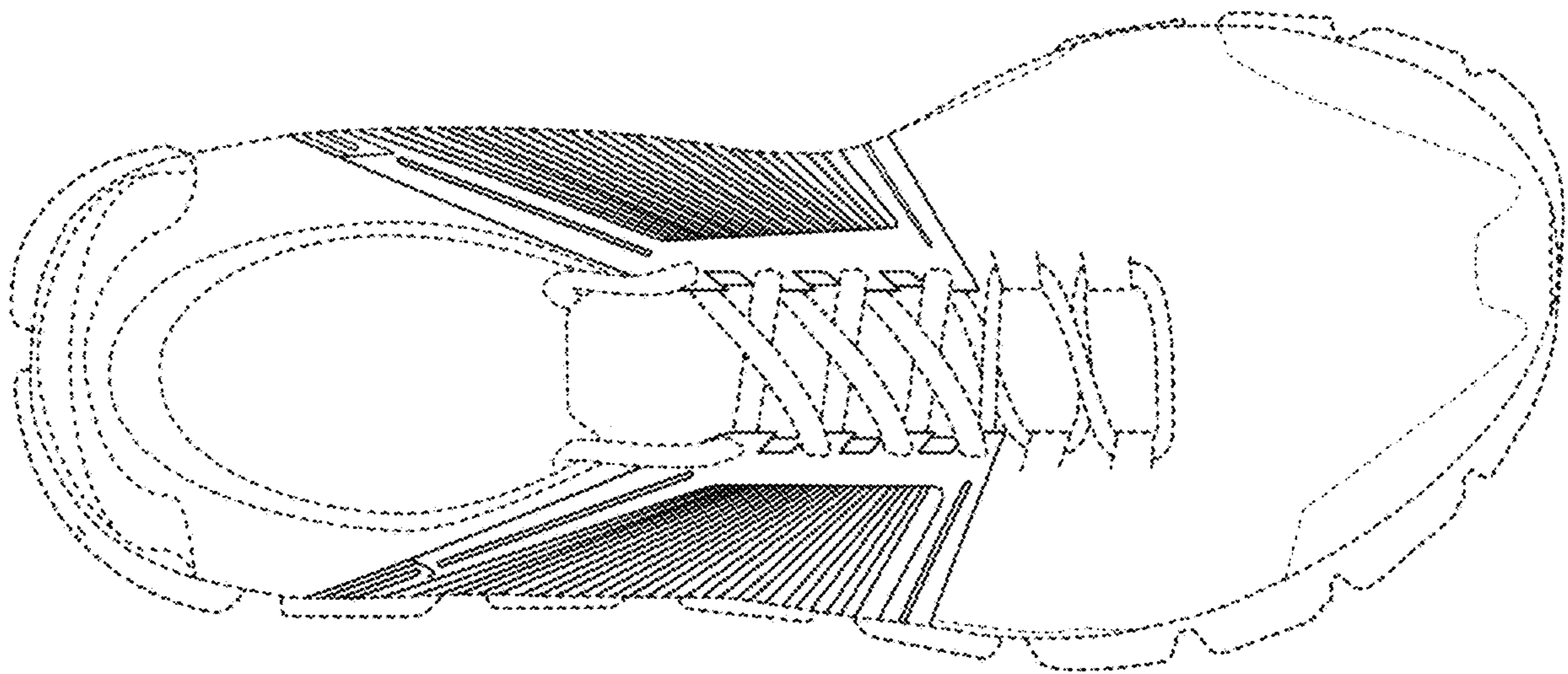
D772,547 S	*	11/2016	Raysse	D2/969
D773,156 S	*	12/2016	Slimane	D2/907
D801,645 S	*	11/2017	Sassi	D2/908
D818,678 S	*	5/2018	Marks	D2/923
D838,961 S	*	1/2019	Van Atta	D2/972
D850,085 S	*	6/2019	Reyes	D2/972
D851,382 S	*	6/2019	Durflinger	D2/972
D854,306 S	*	7/2019	Pauk	D2/972
D854,807 S	*	7/2019	Hernandez	D2/972
D866,932 S	*	11/2019	Verfl	D2/907
D871,728 S	*	1/2020	Bidal	D2/902
D880,838 S	*	4/2020	Rauner	D2/973

* cited by examiner

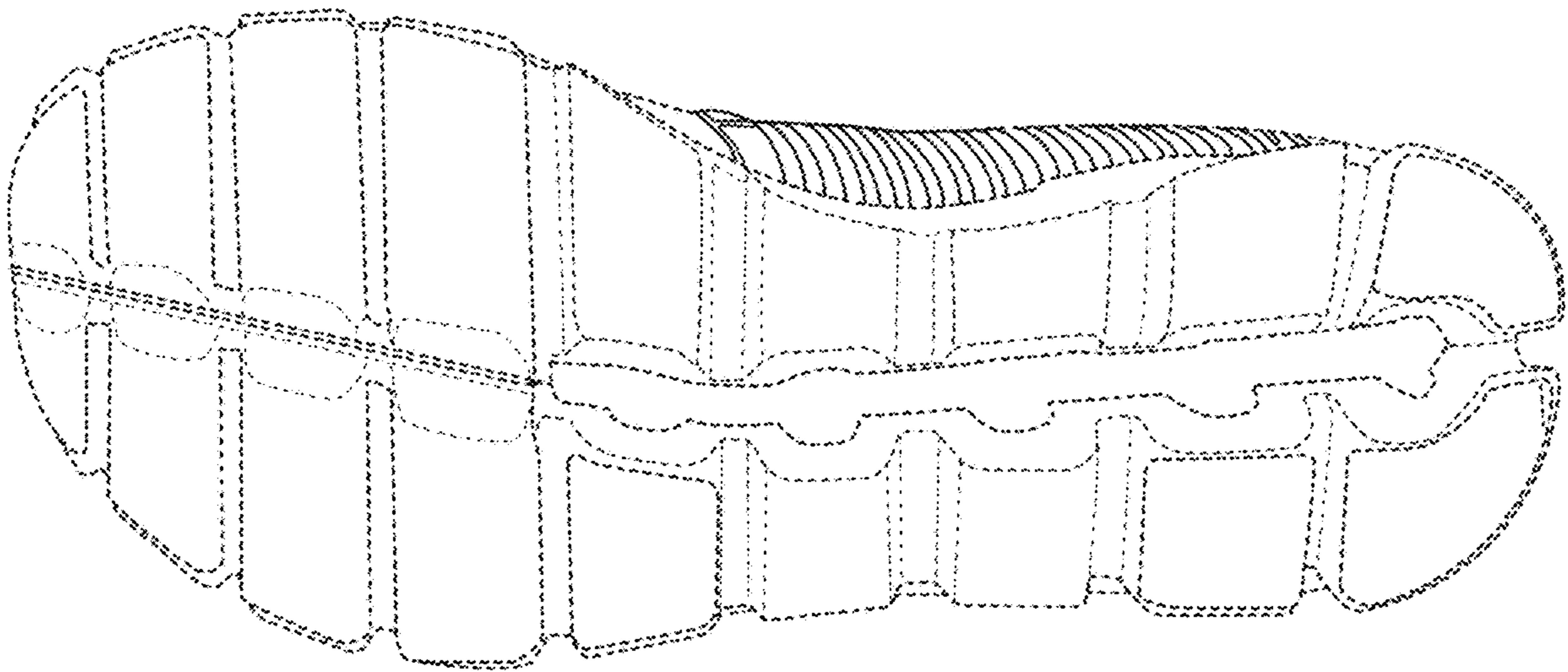
1.1



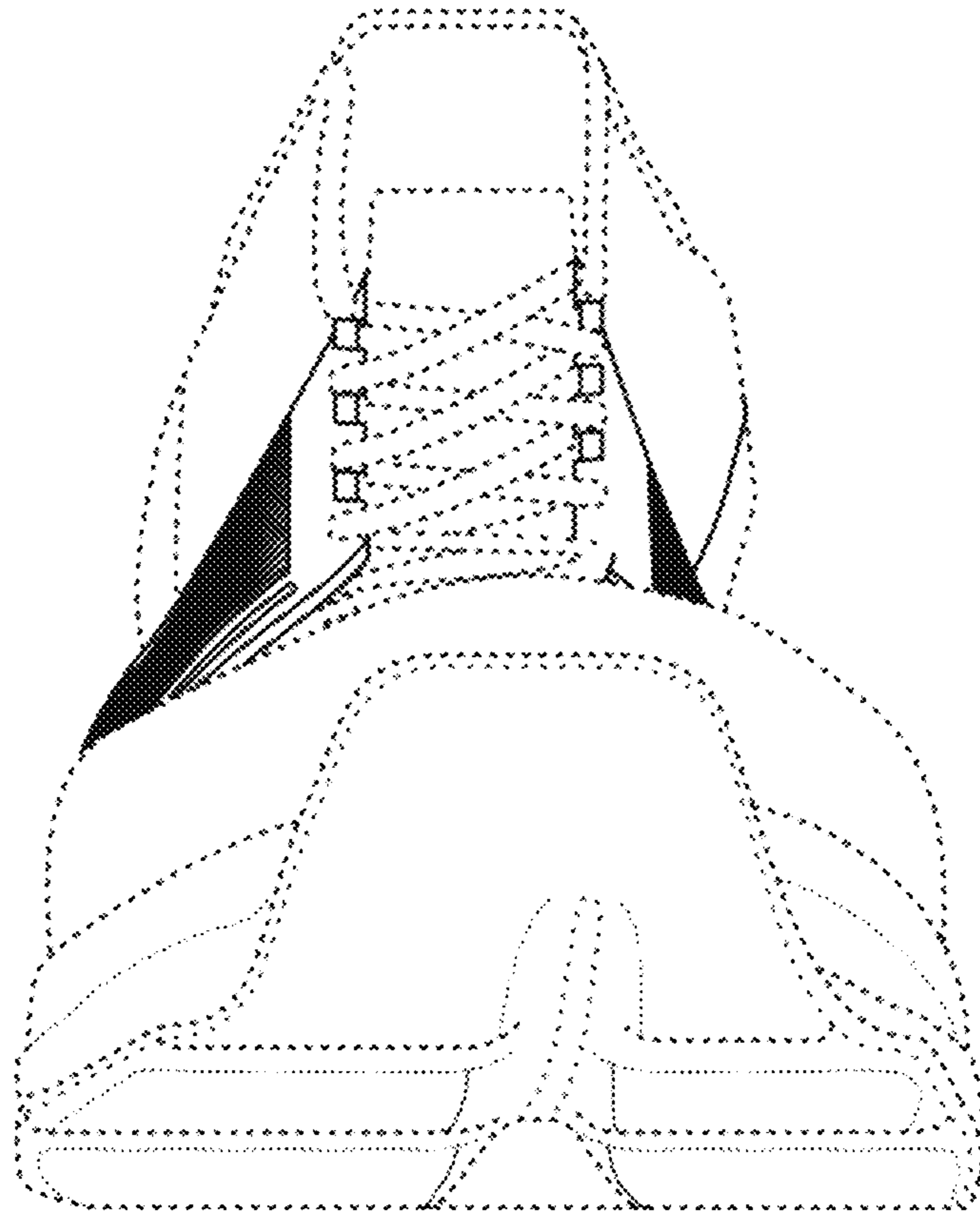
1.2



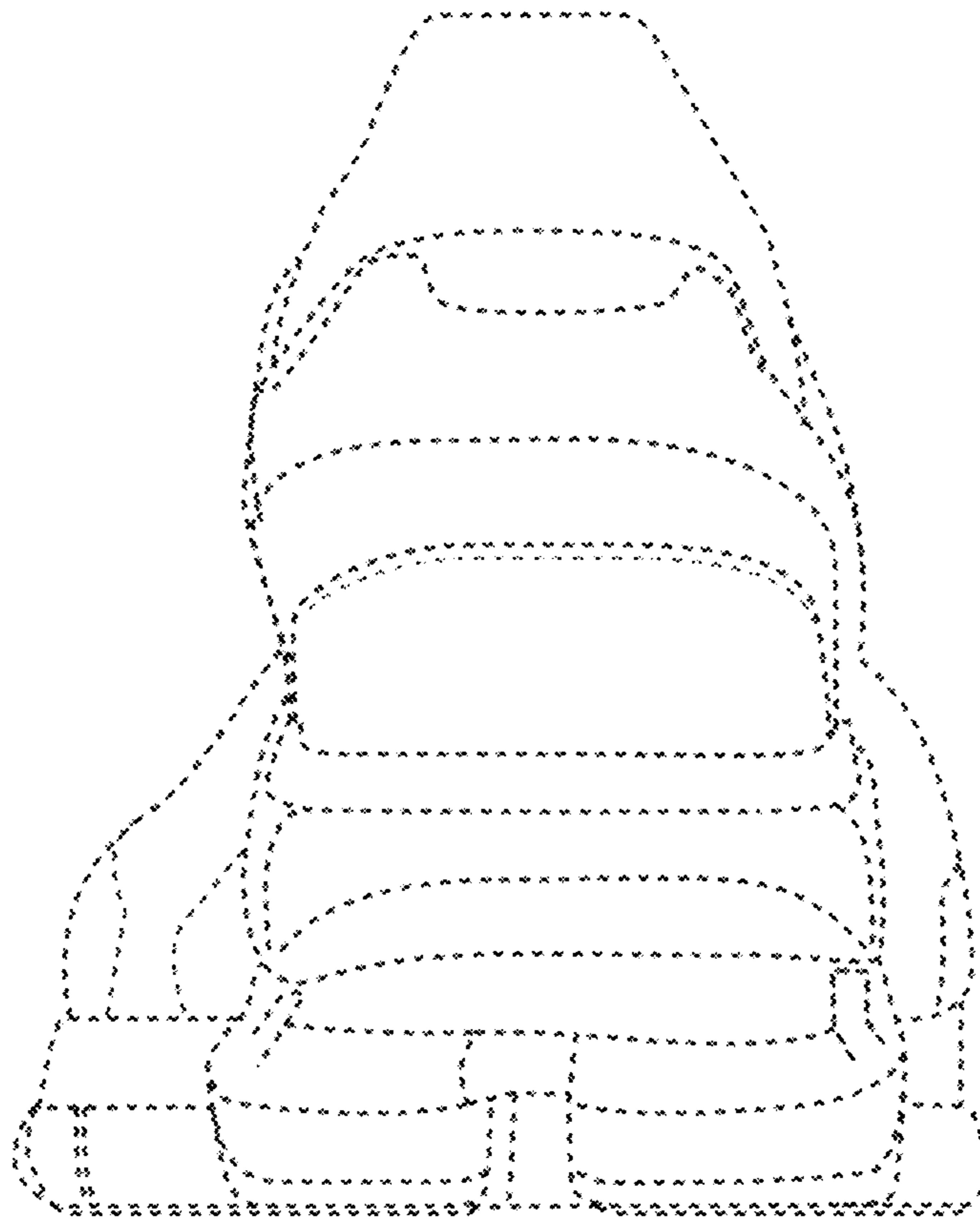
1.3




1.4



1.5



1.6



1.7

