



US00D900460S

(12) **United States Design Patent** (10) **Patent No.:** **US D900,460 S**  
**VanHook** (45) **Date of Patent:** **\*\* Nov. 3, 2020**

- (54) **SHOE**
- (71) Applicant: **NIKE, Inc.**, Beaverton, OR (US)
- (72) Inventor: **Nathan M. VanHook**, Portland, OR (US)
- (73) Assignee: **NIKE, Inc.**, Beaverton, OR (US)
- (\*\*) Term: **15 Years**
- (21) Appl. No.: **29/682,613**
- (22) Filed: **Mar. 6, 2019**
- (51) **LOC (12) Cl.** ..... **02-04**
- (52) **U.S. Cl.**  
USPC ..... **D2/972**
- (58) **Field of Classification Search**  
USPC ..... D2/896, 902, 904, 906-908, 944, 969, D2/972-974; D5/47, 49, 50, 53, 54, 56, D5/60  
CPC ... A43B 13/181; A43B 13/141; A43B 13/186; A43B 13/188; A43B 23/00; A43B 23/02; A43B 5/00; A43B 23/26; A43B 1/04; A43B 11/14; A43B 7/00; A43B 3/12; A43C 3/00; A43C 5/00; A43C 7/00; A43C 11/004  
See application file for complete search history.

- (56) **References Cited**  
U.S. PATENT DOCUMENTS  
D536,164 S \* 2/2007 Wilkenfeld ..... D2/969  
D573,337 S \* 7/2008 McMillan ..... D2/972

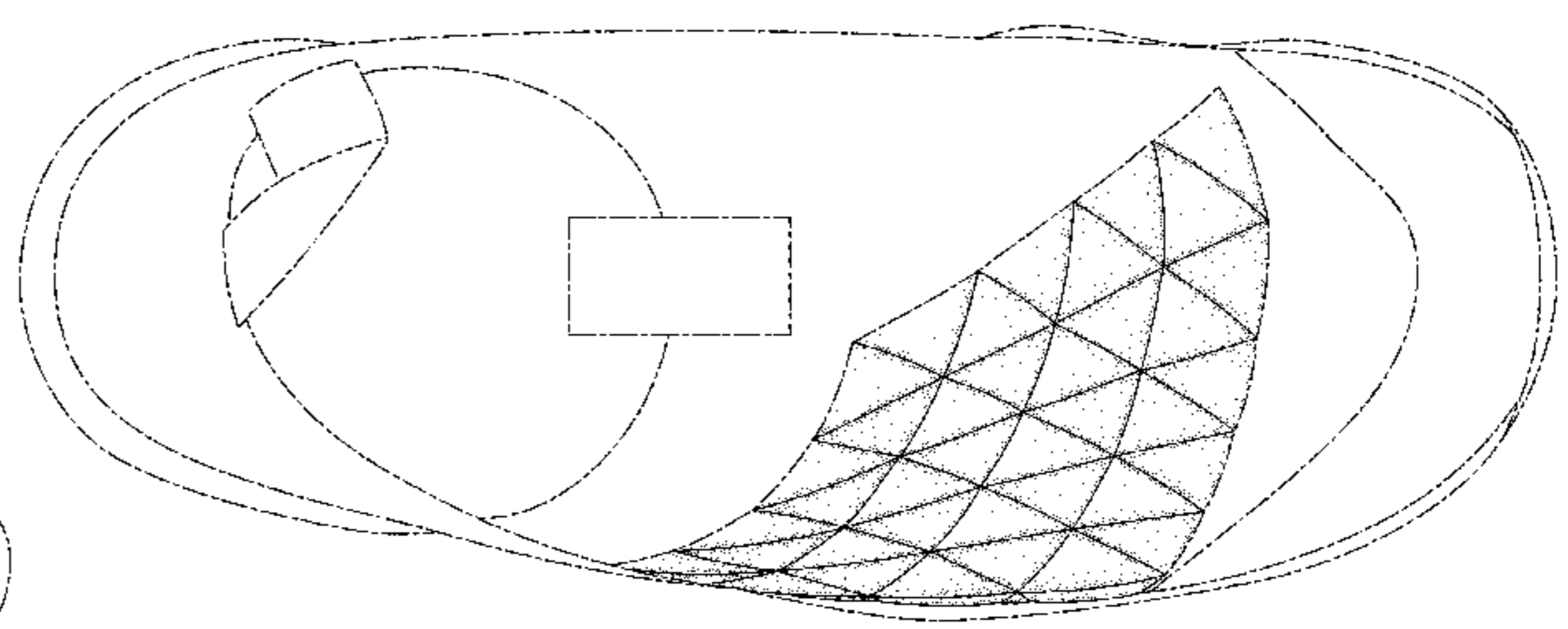
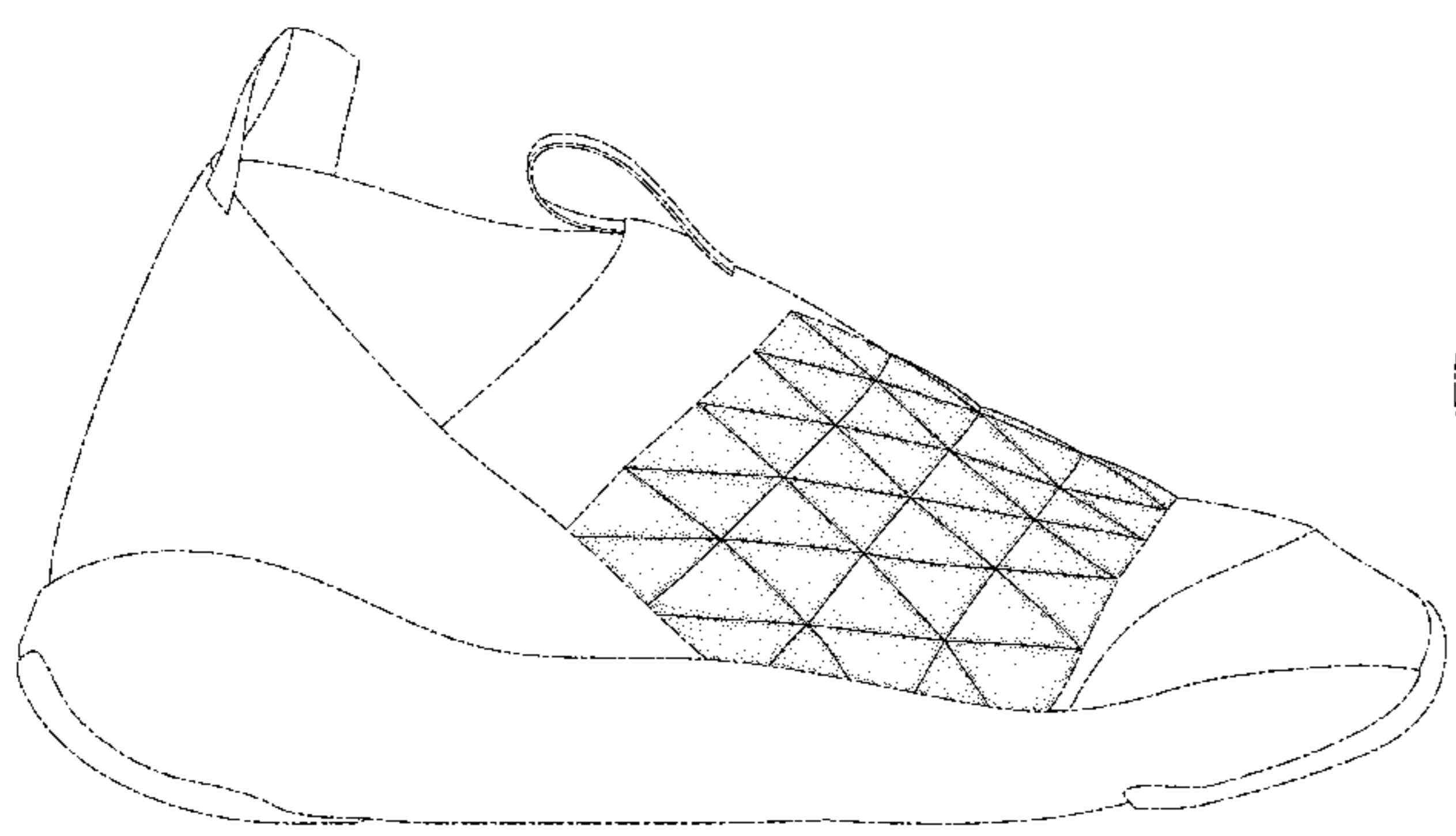
D587,891 S *	3/2009	Minami	.....	D2/972
D595,499 S *	7/2009	Dekovic	.....	D2/972
D608,540 S *	1/2010	Dekovic	.....	D2/972
D614,388 S *	4/2010	Petrie	.....	D2/972
D687,220 S *	8/2013	Aveni	.....	D2/972
D687,625 S *	8/2013	Aveni	.....	D2/972
D765,383 S *	9/2016	Chang	.....	D2/972
D782,800 S *	4/2017	Smyth	.....	D2/972
D794,302 S *	8/2017	Vega	.....	D2/969
D802,903 S *	11/2017	Lok	.....	D2/972
D809,762 S *	2/2018	Wright	.....	D2/972
D831,326 S *	10/2018	Chan	.....	D2/972

\* cited by examiner  
*Primary Examiner* — Dominic V Simone  
(74) *Attorney, Agent, or Firm* — Banner & Witcoff, Ltd.

(57) **CLAIM**  
The ornamental design for a shoe, as shown and described.

**DESCRIPTION**  
FIG. 1 is a side view of a shoe showing my new design; FIG. 2 is an opposite side front perspective view thereof; FIG. 3 is a front perspective view thereof; FIG. 4 is a rear perspective view thereof; FIG. 5 is a front view thereof; and, FIG. 6 is a top view thereof.  
The broken lines immediately adjacent to and surrounding the shaded area define the peripheral bounds of the claimed design and form no part thereof. The broken lines depicting the remainder of the shoe show features that form no part of the claimed design.

**1 Claim, 6 Drawing Sheets**



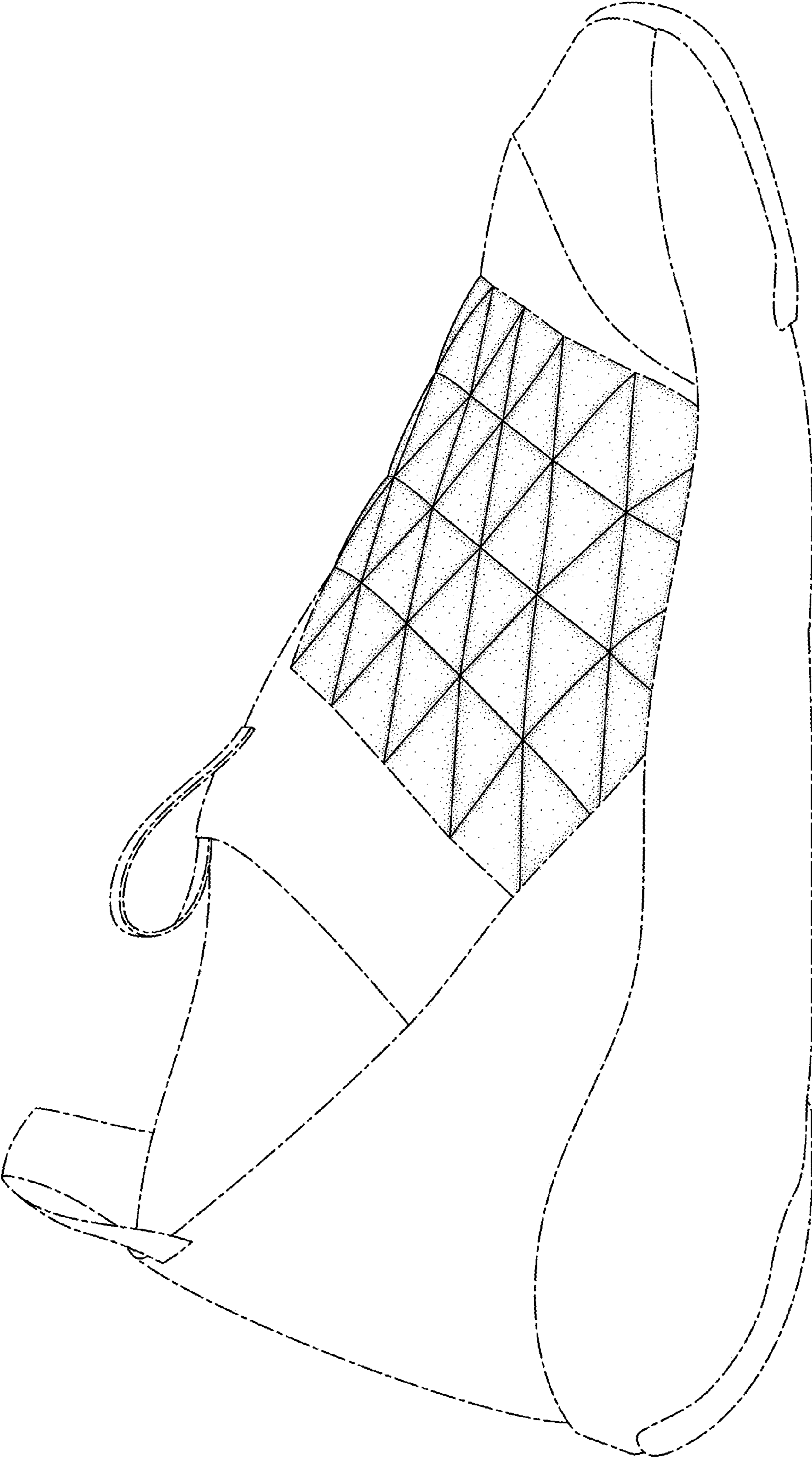


FIG. 1



FIG. 2

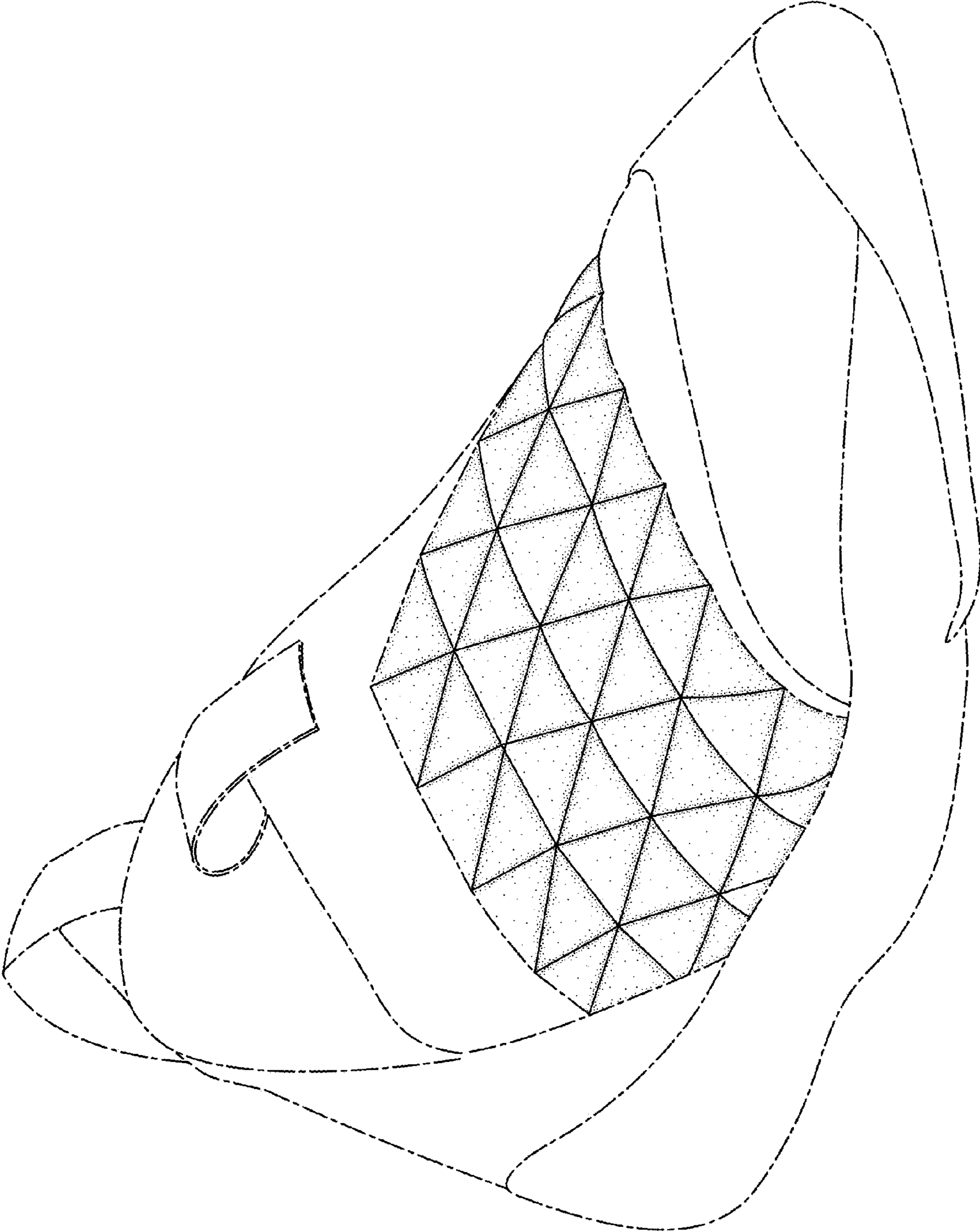


FIG. 3

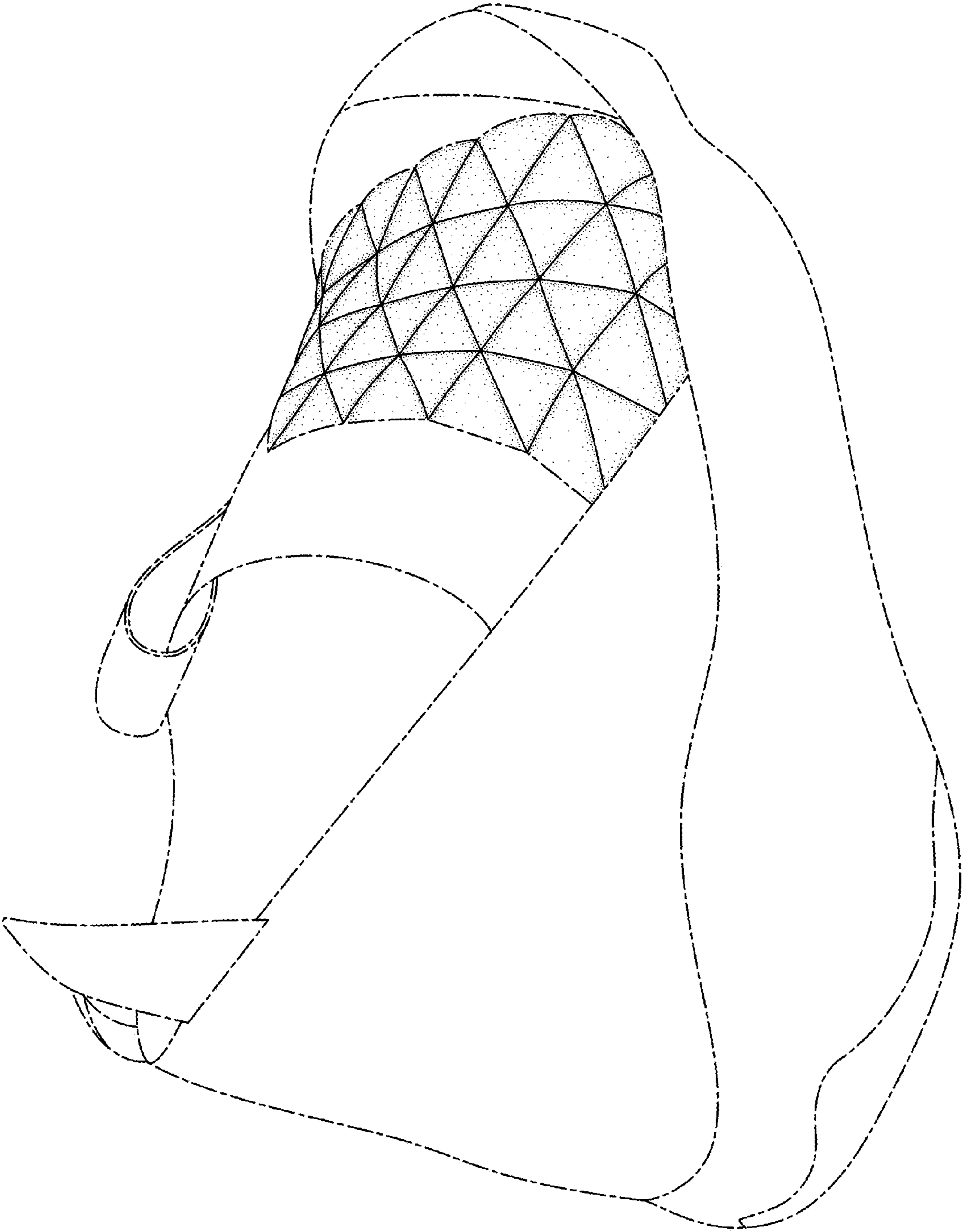


FIG. 4

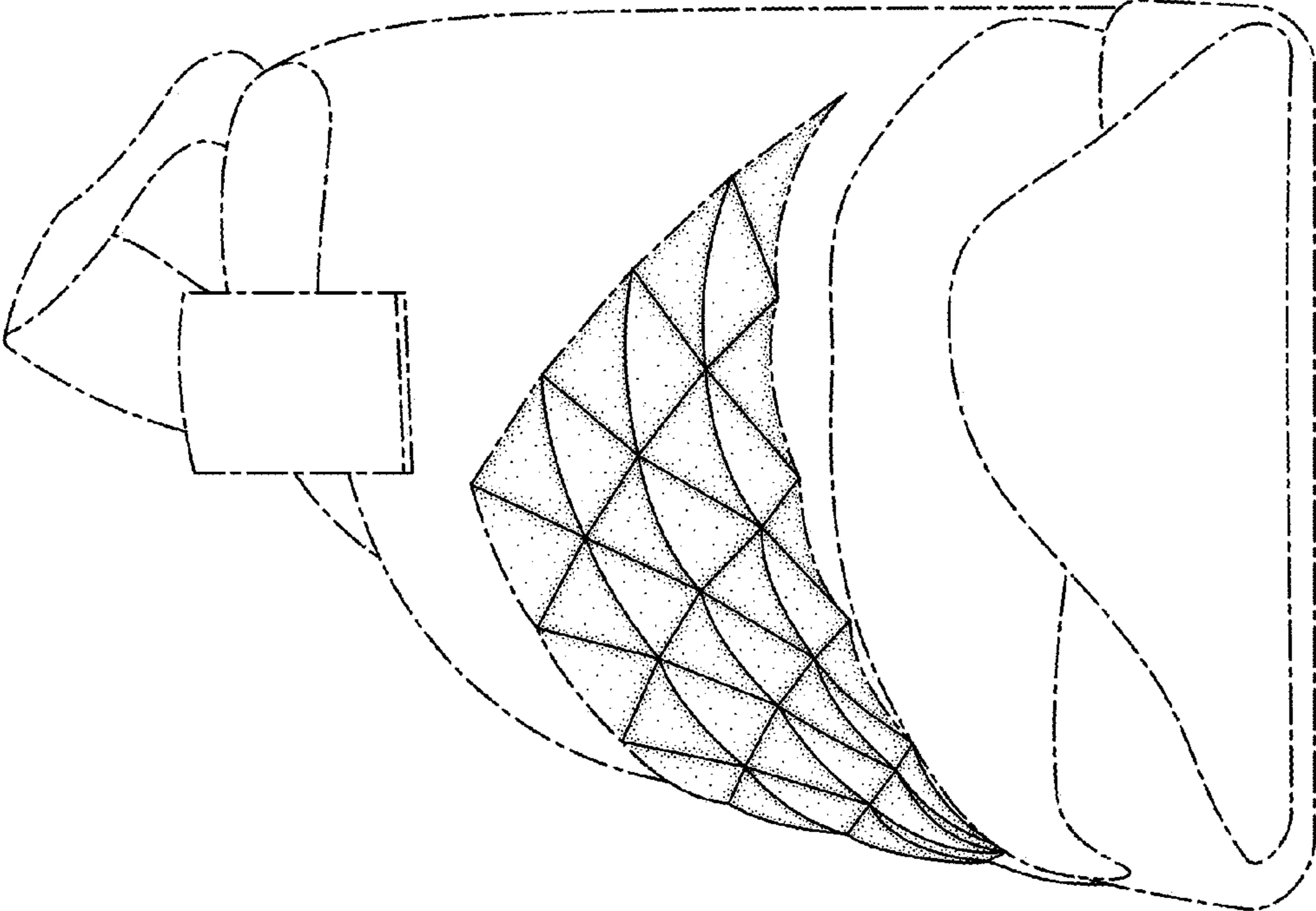


FIG. 5

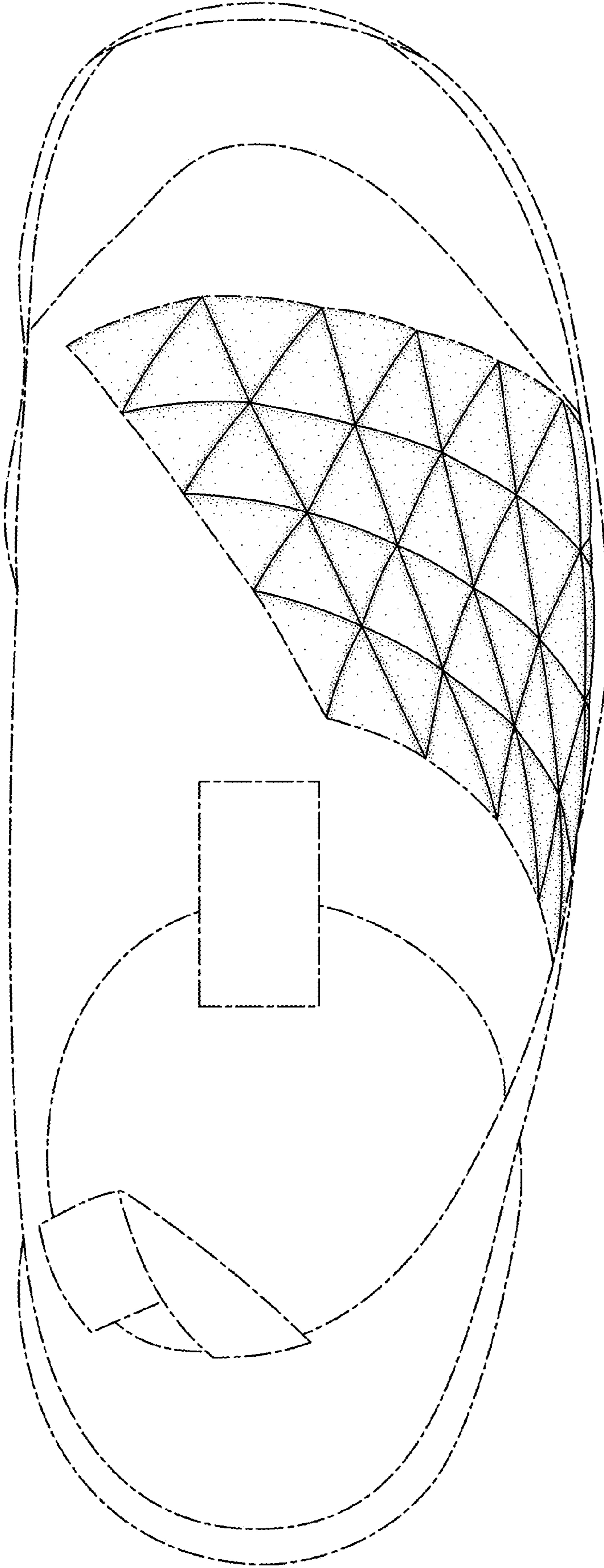


FIG. 6