



US00D900444S

(12) **United States Design Patent**
Brunner

(10) **Patent No.:** **US D900,444 S**

(45) **Date of Patent:** **** Nov. 3, 2020**

- (54) **SHOE SOLE**
- (71) Applicant: **ON CLOUDS GMBH**, Heiden (CH)
- (72) Inventor: **Thilo Alex Brunner**, Zurich (CH)
- (73) Assignee: **ON CLOUDS GMBH**, Heiden (CH)
- (**) Term: **15 Years**
- (21) Appl. No.: **35/506,235**
- (22) Filed: **Jun. 18, 2018**
- (80) **Hague Agreement Data**
 Int. Filing Date: **Jun. 18, 2018**
 Int. Reg. No.: **DM/103177**
 Int. Reg. Date: **Jun. 18, 2018**
 Int. Reg. Pub. Date: **Dec. 21, 2018**

- D560,061 S * 1/2008 Chan D2/977
- D566,932 S * 4/2008 Amado D2/947
- D567,489 S * 4/2008 Kanata D2/951
- D572,885 S * 7/2008 Jensen D2/953
- D638,210 S * 5/2011 Del Biondi D2/953
- D640,453 S * 6/2011 Del Biondi D2/960
- D649,753 S * 12/2011 Callahan D2/953
- D659,964 S * 5/2012 Callahan D2/953
- D688,856 S * 9/2013 Miner D2/951
- D713,134 S * 9/2014 Hardigan D2/951
- D714,533 S * 10/2014 Seo D2/947
- D723,779 S * 3/2015 Miner D2/951
- D725,358 S * 3/2015 Francis D2/951
- D764,782 S * 8/2016 Hardigan D2/947
- D781,037 S * 3/2017 Davis D2/947
- D798,036 S * 9/2017 Opie D2/951
- D802,899 S * 11/2017 Bischoff D2/957
- D808,624 S * 1/2018 He D2/957
- D814,750 S * 4/2018 Granger D2/917

(Continued)

Primary Examiner — Jennifer L Watkins
(74) *Attorney, Agent, or Firm* — Pauley Erickson & Swanson

- (30) **Foreign Application Priority Data**
 Dec. 20, 2017 (CH) 143736
- (51) **LOC (12) Cl.** **02-04**
- (52) **U.S. Cl.**
 USPC **D2/947**
- (58) **Field of Classification Search**
 USPC D2/947, 951, 902–908
 CPC A43B 13/181; A43B 13/12; A43B 13/223;
 A43B 13/141; A43B 13/14; A43B
 13/186; A43B 13/187; A43B 13/125;
 A43B 13/026; A43B 21/26; A43B
 13/188; A43B 13/183; A43B 7/144; A43B
 13/18; A43B 1/0009
 See application file for complete search history.

(57) **CLAIM**

The ornamental design for a shoe sole, as shown and described.

DESCRIPTION

FIG. 1.1 is a top perspective view of the shoe sole; FIG. 1.2 is an enlarged bottom perspective view of the shoe sole thereof; FIG. 1.3 is a front view of the shoe sole thereof; FIG. 1.4 is a rear view of the shoe sole thereof; FIG. 1.5 is a top view of the shoe sole thereof; FIG. 1.6 is a bottom view of the shoe sole thereof; FIG. 1.7 is an outer side view of the shoe sole thereof; and FIG. 1.8 is an inner side view shoe sole, opposite the outer side view in FIG. 1.7 thereof. The broken lines in the figures are for the purpose of illustrating portions of the footwear that are not part of the claimed design.

- (56) **References Cited**
 U.S. PATENT DOCUMENTS
 D323,738 S * 2/1992 Eisenbach D2/955
 D343,272 S * 1/1994 James D2/953
 D412,239 S * 7/1999 Sorofman D2/959

1 Claim, 8 Drawing Sheets



(56)

References Cited

U.S. PATENT DOCUMENTS

D827,265	S *	9/2018	Hardigan	D2/947
D845,595	S *	4/2019	Swegle	D2/957
D849,384	S *	5/2019	Dombrow	D2/962
D852,485	S *	7/2019	Gress	D2/960
D853,704	S *	7/2019	Link	D2/955
2007/0209230	A1 *	9/2007	Dillon	A43B 13/184 36/25 R
2007/0220778	A1 *	9/2007	Fusco	A43B 7/1415 36/30 R
2009/0139112	A1 *	6/2009	Garneau	A43B 5/14 36/131
2010/0325917	A1 *	12/2010	Cass	A43B 13/181 36/88
2011/0185590	A1 *	8/2011	Nishiwaki	A43B 5/06 36/28
2012/0167416	A1 *	7/2012	Christensen	A43B 3/0057 36/103
2015/0040425	A1 *	2/2015	Adams	A43B 7/088 36/29
2015/0230549	A1 *	8/2015	Bernhard	A43B 13/181 36/25 R

* cited by examiner

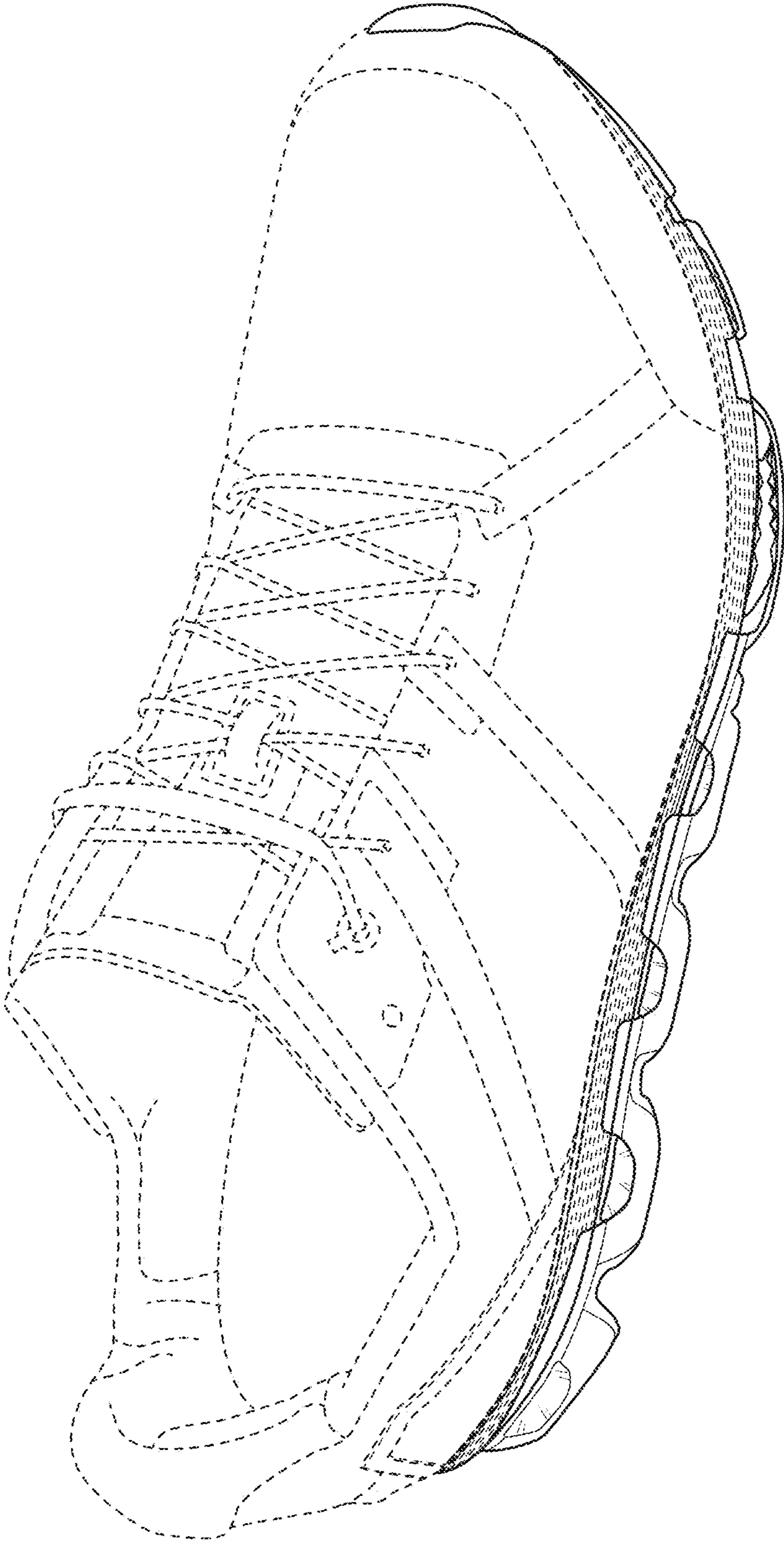


FIG. 1.1

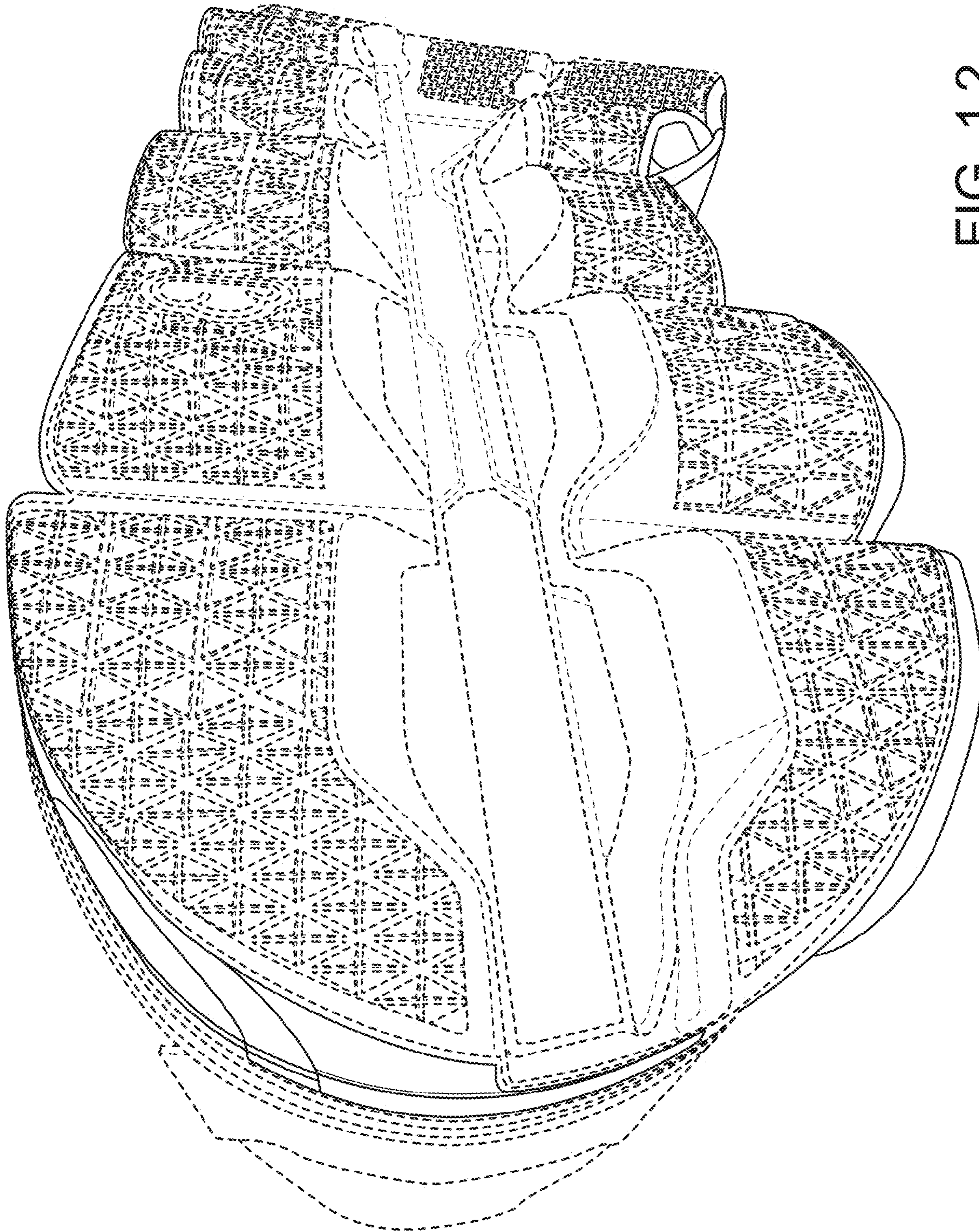


FIG. 1.2

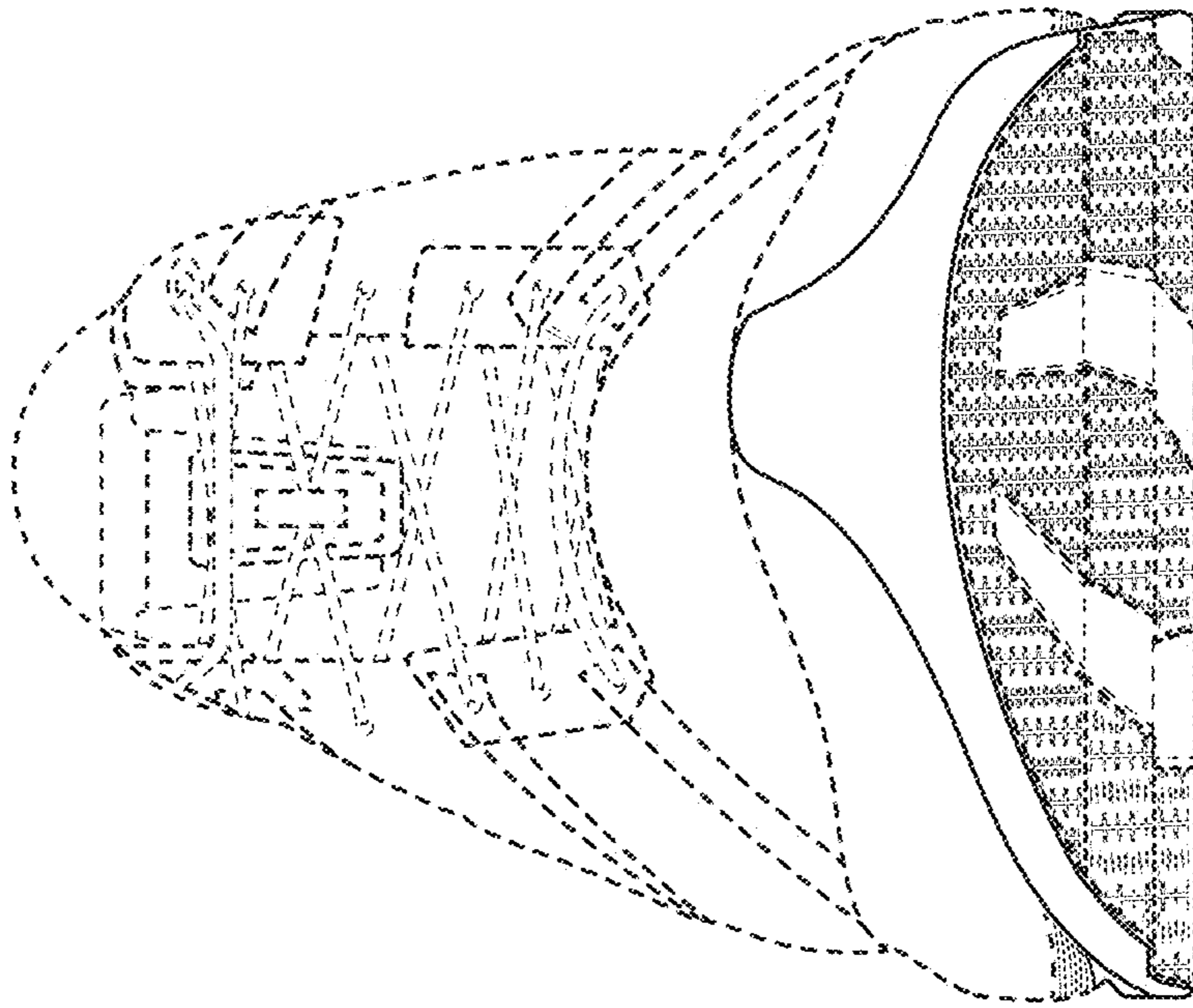


FIG. 13

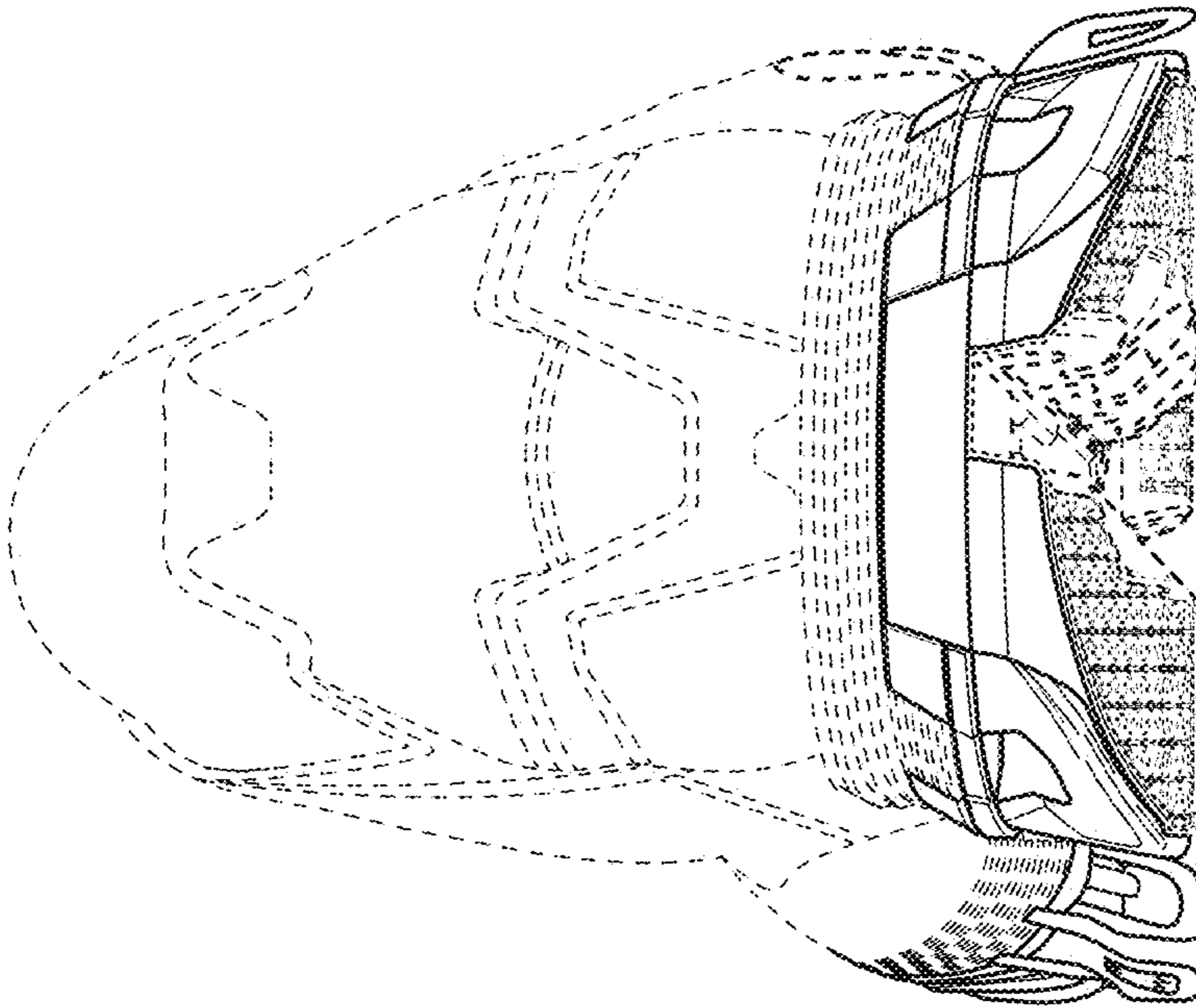


FIG. 14

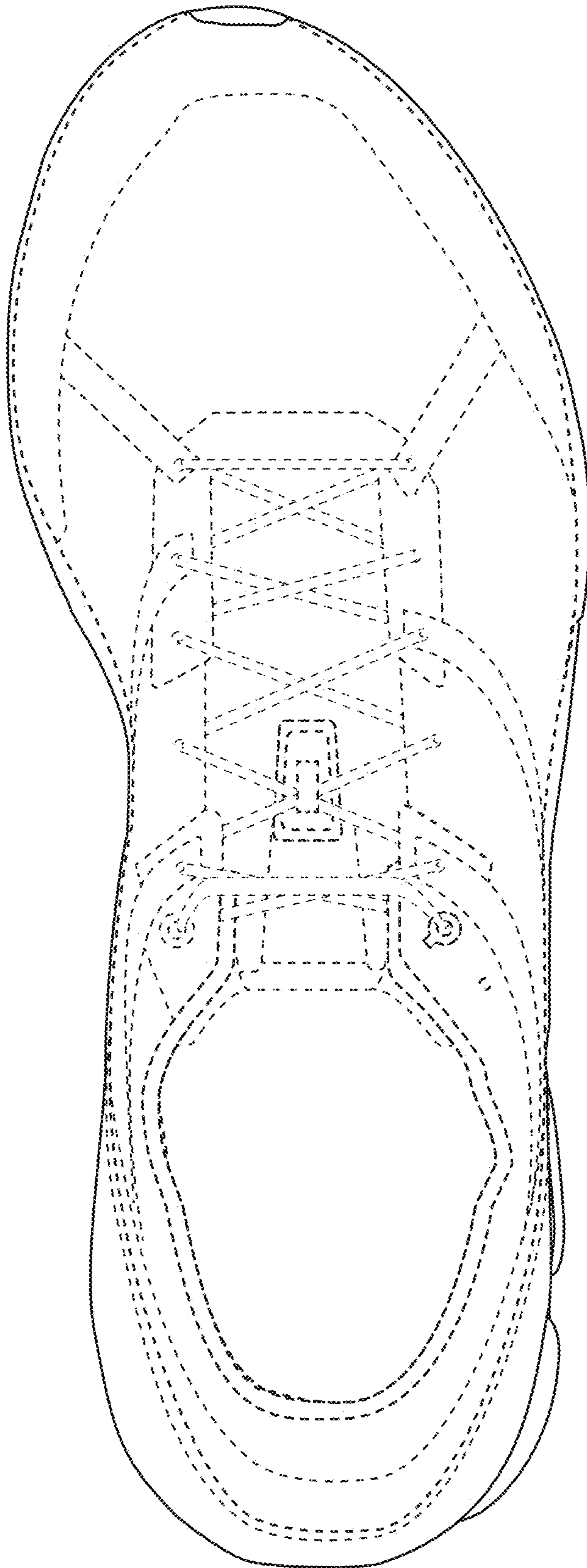


FIG. 15

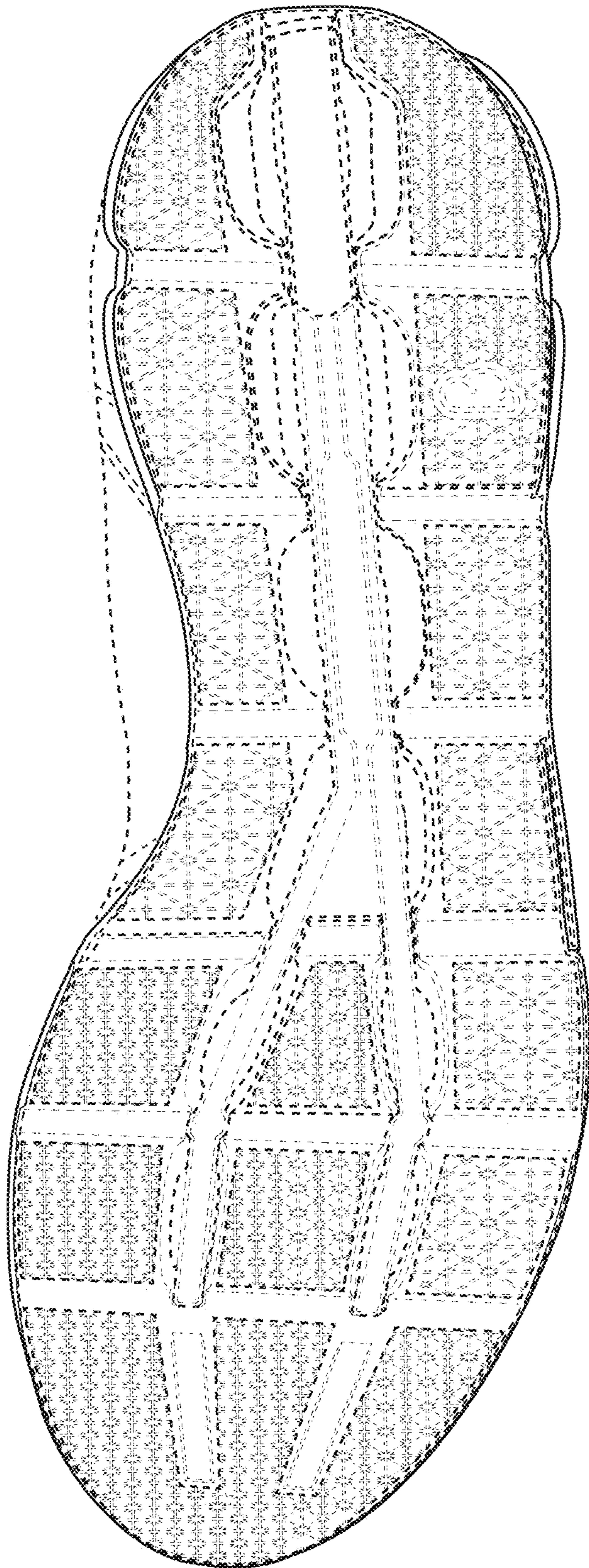


FIG. 1.6

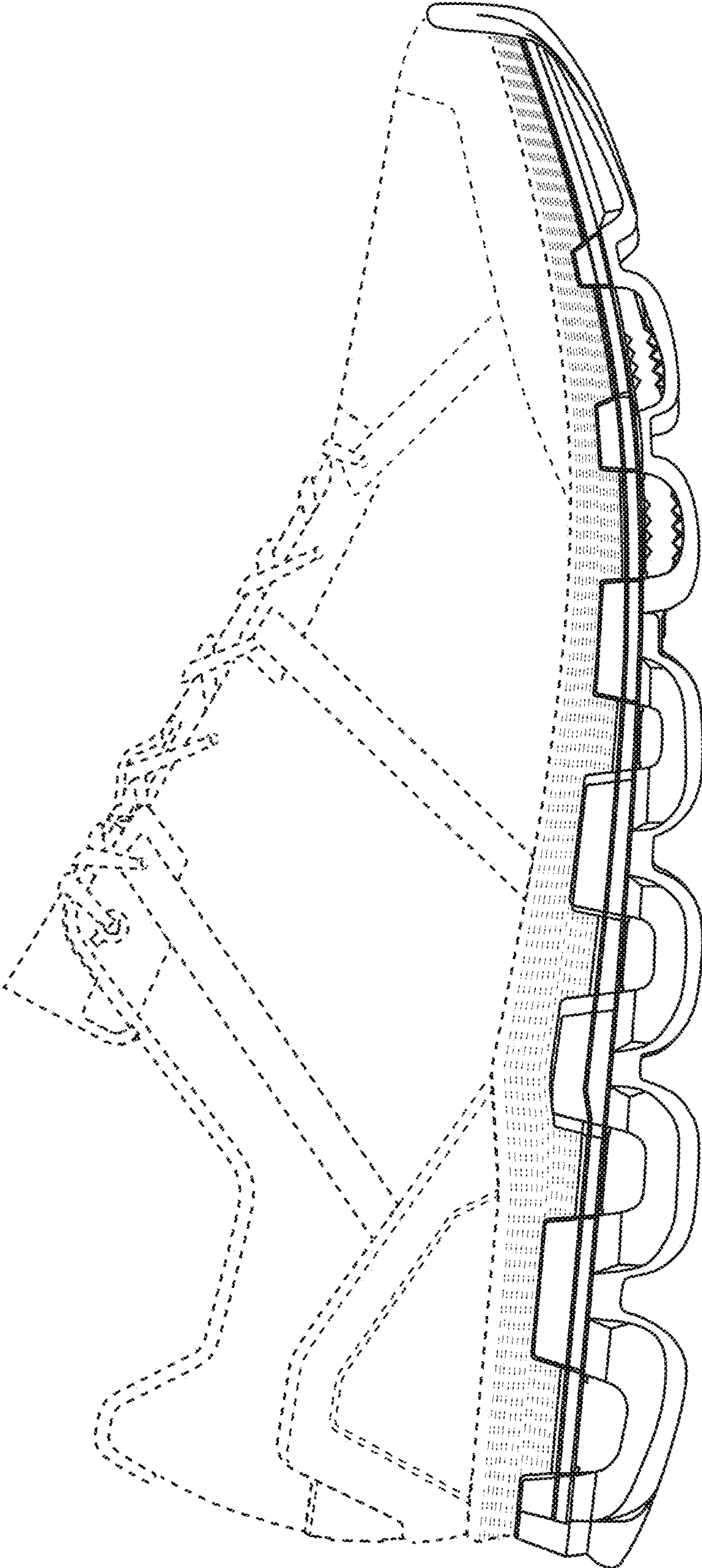


FIG. 1.7

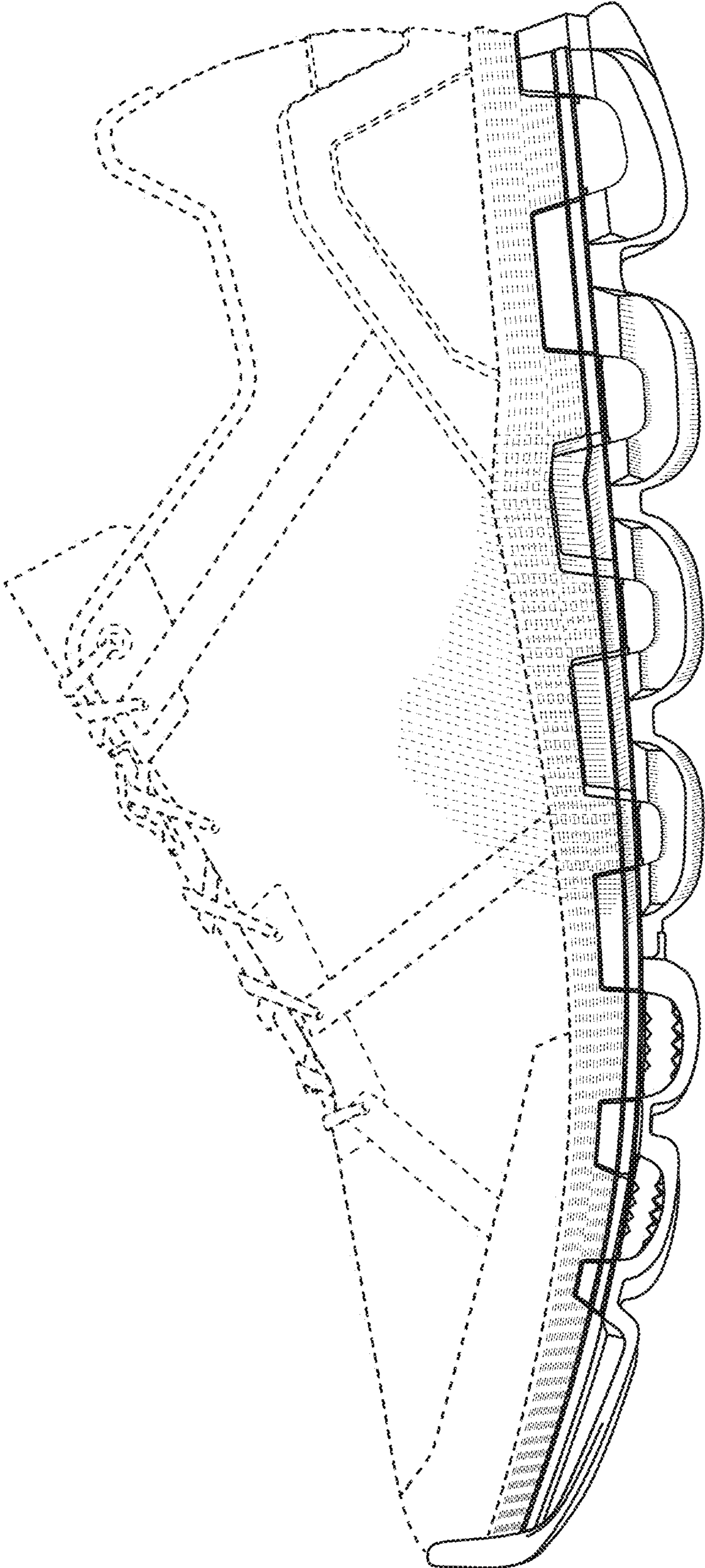


FIG. 1.8