



US00D900427S

(12) **United States Design Patent** (10) **Patent No.:** **US D900,427 S**
LaRue (45) **Date of Patent:** **** Nov. 3, 2020**

(54) **EXTENDED SHOEHORN** 6,698,630 B1 * 3/2004 Maguire A47G 25/82
223/113
(71) Applicant: **Len LaRue**, Henderson, NV (US) 7,373,933 B2 3/2008 Kinberg
D640,039 S 6/2011 Szymanski
(72) Inventor: **Len LaRue**, Henderson, NV (US) 8,215,524 B1 7/2012 Swisher
10,455,964 B1 * 10/2019 LaRue A47G 25/82
10,582,792 B1 * 3/2020 LaRue A47G 25/82
(**) Term: **15 Years** 2011/0272441 A1 * 11/2011 Nordgren A47G 25/82
223/118

(21) Appl. No.: **29/706,366**

(Continued)

(22) Filed: **Sep. 19, 2019**

FOREIGN PATENT DOCUMENTS

(51) **LOC (12) Cl.** **07-99**

DE 202005003296 U1 6/2005
DE 2011050212 U1 5/2011

(52) **U.S. Cl.**

USPC **D2/642**

(58) **Field of Classification Search**

USPC D2/641-643; D3/7, 200; D9/415, 456,
D9/457; D20/22

CPC A47G 25/82; A47G 25/84; A47G 25/90;
A47G 25/905; A47G 25/908; A47G 25/92

See application file for complete search history.

Primary Examiner — Kevin K Rudzinski

Assistant Examiner — Clare Ann Gannon

(74) *Attorney, Agent, or Firm* — Quickpatents, LLC;
Kevin Prince

(56) **References Cited**

U.S. PATENT DOCUMENTS

339,258 A * 4/1886 Blenkhorn A47G 25/82
223/119

396,411 A 1/1889 McKenty

466,643 A 1/1892 Wolf

470,109 A 3/1892 Dickinson

594,894 A 12/1897 Nylander

1,238,432 A 8/1917 Orr

1,374,544 A 4/1921 Asplund

1,668,262 A 5/1928 Bingaman

2,939,618 A 6/1960 Mangels

3,088,639 A 5/1963 Wait

3,396,882 A * 8/1968 Berlin A47G 25/908
223/111

3,410,463 A 11/1968 Carlos

3,501,073 A 3/1970 Breithor

4,067,487 A 1/1978 Carr

5,655,593 A 8/1997 Engeiman

6,283,342 B1 * 9/2001 Wilkerson A47G 25/82
223/111

6,695,182 B1 2/2004 Shrewsbury

(57) **CLAIM**

The ornamental design for an extended shoehorn, as shown
and described.

DESCRIPTION

FIG. 1 is a perspective view of an extended shoehorn,
showing my new design;

FIG. 2 is a partial perspective view thereof, a handle portion
of the extended shoehorn omitted for clarity of design;

FIG. 3 is a right-side elevational view thereof;

FIG. 4 is a left-side elevational view thereof;


FIG. 5 is a front elevational view thereof, the rear elevational
view being a mirror image thereof;

FIG. 6 is a top plan view thereof; and,

FIG. 7 is a bottom plan view thereof.

The broken lines showing a shoe in FIG. 1 depict environ-
mental matter and form no part of the claimed design.

1 Claim, 4 Drawing Sheets



(56)

References Cited

U.S. PATENT DOCUMENTS

2012/0298701 A1* 11/2012 Cannata A47G 25/905
223/118
2014/0263486 A1* 9/2014 Taylor A47G 25/908
223/111

* cited by examiner

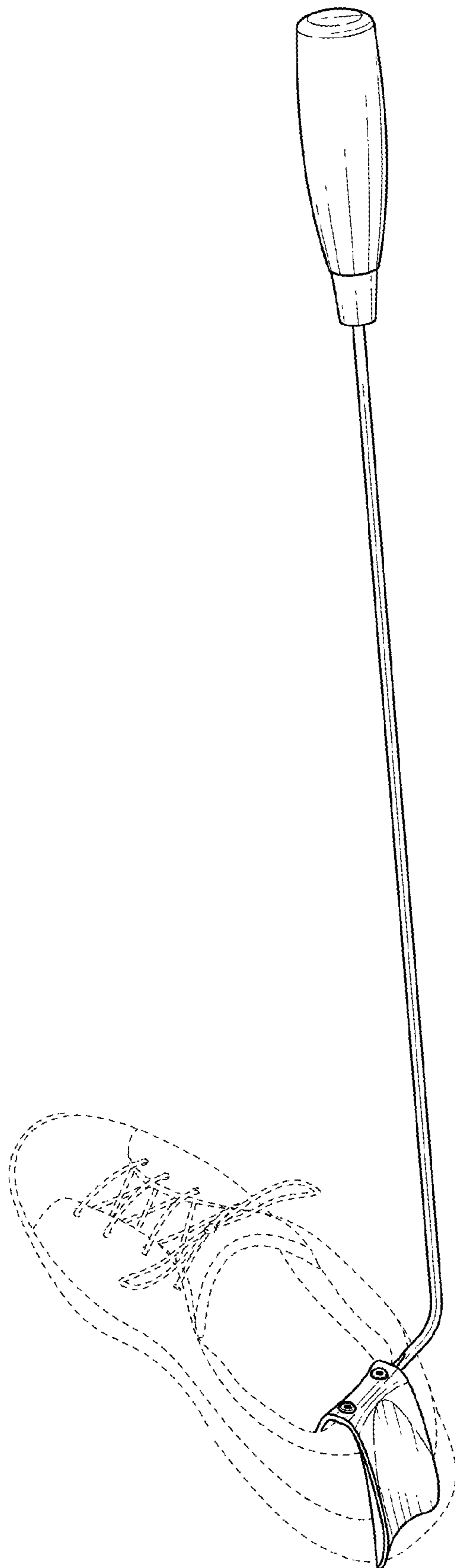


FIG. 1

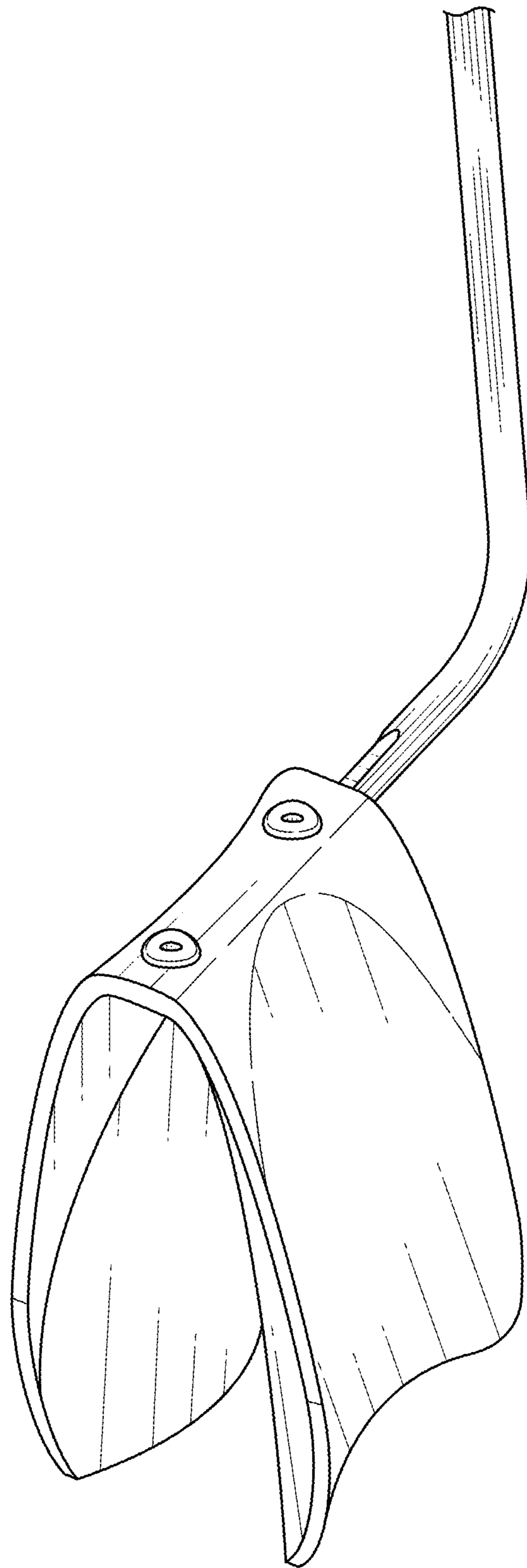


FIG. 2

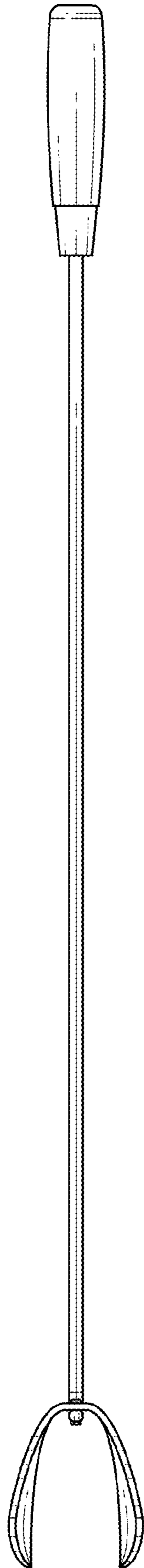


FIG. 3

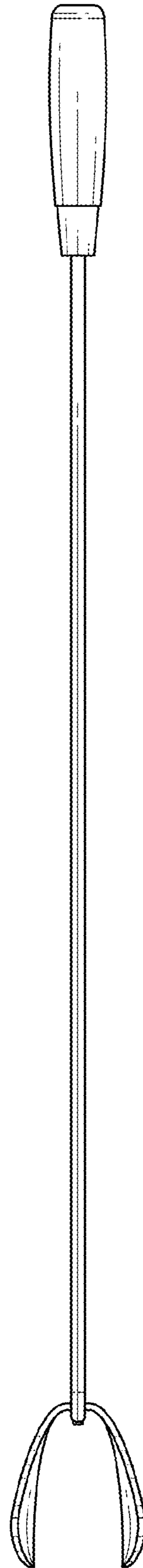


FIG. 4

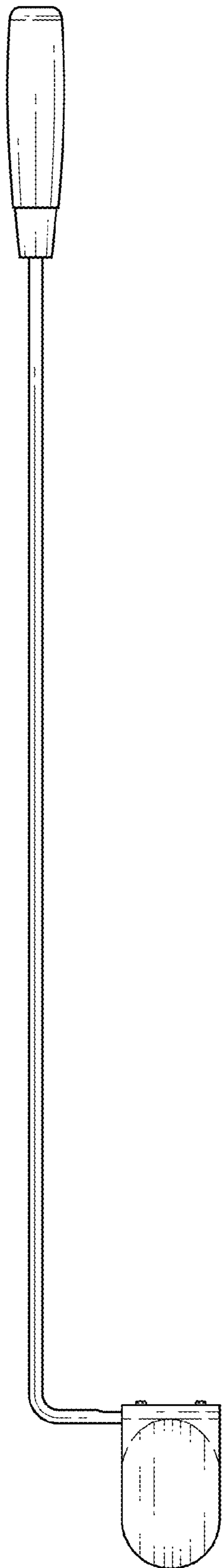


FIG. 5

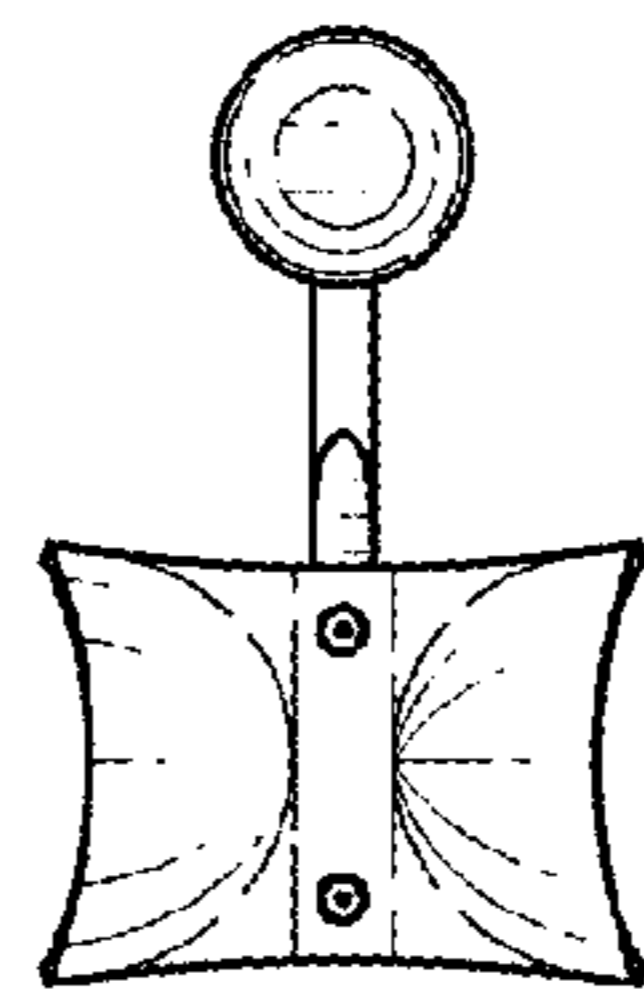


FIG. 6

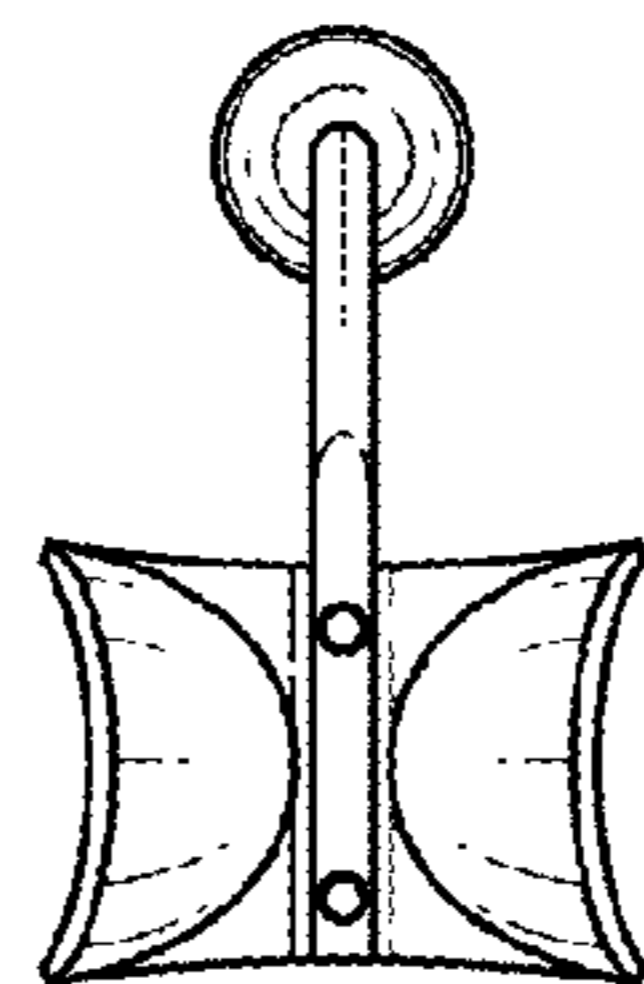


FIG. 7