

US00D900421S

(12) **United States Design Patent** (10) **Patent No.:** **US D900,421 S**
Puglisi et al. (45) **Date of Patent:** **** Oct. 27, 2020**

(54) **PRIVACY CLIP AND SCREEN CLEANER**

(71) Applicants: **Marc Puglisi**, Wayne, NJ (US); **David A. Laemle**, Westwood, NJ (US)

(72) Inventors: **Marc Puglisi**, Wayne, NJ (US); **David A. Laemle**, Westwood, NJ (US)

(**) Term: **15 Years**

(21) Appl. No.: **29/646,443**

(22) Filed: **May 4, 2018**

(51) **LOC (12) Cl.** **07-05**

(52) **U.S. Cl.**
 USPC **D32/35; D16/237**

(58) **Field of Classification Search**
 USPC D16/219, 237-250, 201; D8/354, 355, D8/363, 373, 382-383, 394-396, 38, 53, D8/305, 324, 335, 348, 351, 365; D14/224, 229, 238, 251, 447, 451, 457, D14/480.2, 508; D32/35, 40
 CPC F16M 11/06-10; F16M 11/14; G02B 7/00-002; G03B 17/56; G03B 17/261-568; H04N 5/2253-2254
 See application file for complete search history.

D658,956 S * 5/2012 Welch D8/18
 D677,469 S * 3/2013 Seehoff D4/122
 D689,253 S * 9/2013 Stachowski D32/35
 D691,378 S * 10/2013 Taub D4/122
 D696,826 S * 12/2013 Seehoff D32/35
 D699,410 S * 2/2014 Stachowski D32/35
 D708,804 S * 7/2014 Piro D20/27
 D726,806 S * 4/2015 Demars D14/448
 D729,476 S * 5/2015 Haarburger D32/35
 D849,123 S * 5/2019 Gustaveson, II G03B 11/041
 D16/237
 2003/0101551 A1* 6/2003 Levesque A44B 99/00
 24/545
 2014/0220269 A1* 8/2014 Ogufere Ogufere ... B44C 5/005
 428/34.1

* cited by examiner

Primary Examiner — Michelle E. Wilson

(74) *Attorney, Agent, or Firm* — Scott H. Kaliko, Esq.; Kaliko & Associates, LLC

(57) **CLAIM**

The ornamental design for a privacy clip and screen cleaner, as shown and described.

DESCRIPTION

FIG. 1 is a FRONT PERSPECTIVE view of a privacy clip and screen cleaner showing our new design;
 FIG. 2 is a FRONT view thereof;
 FIG. 3 is a BACK view thereof;
 FIG. 4 is a SIDE view of thereof;
 FIG. 5 is a SIDE view thereof;
 FIG. 6 is a TOP view thereof; and,
 FIG. 7 is a BOTTOM view thereof.

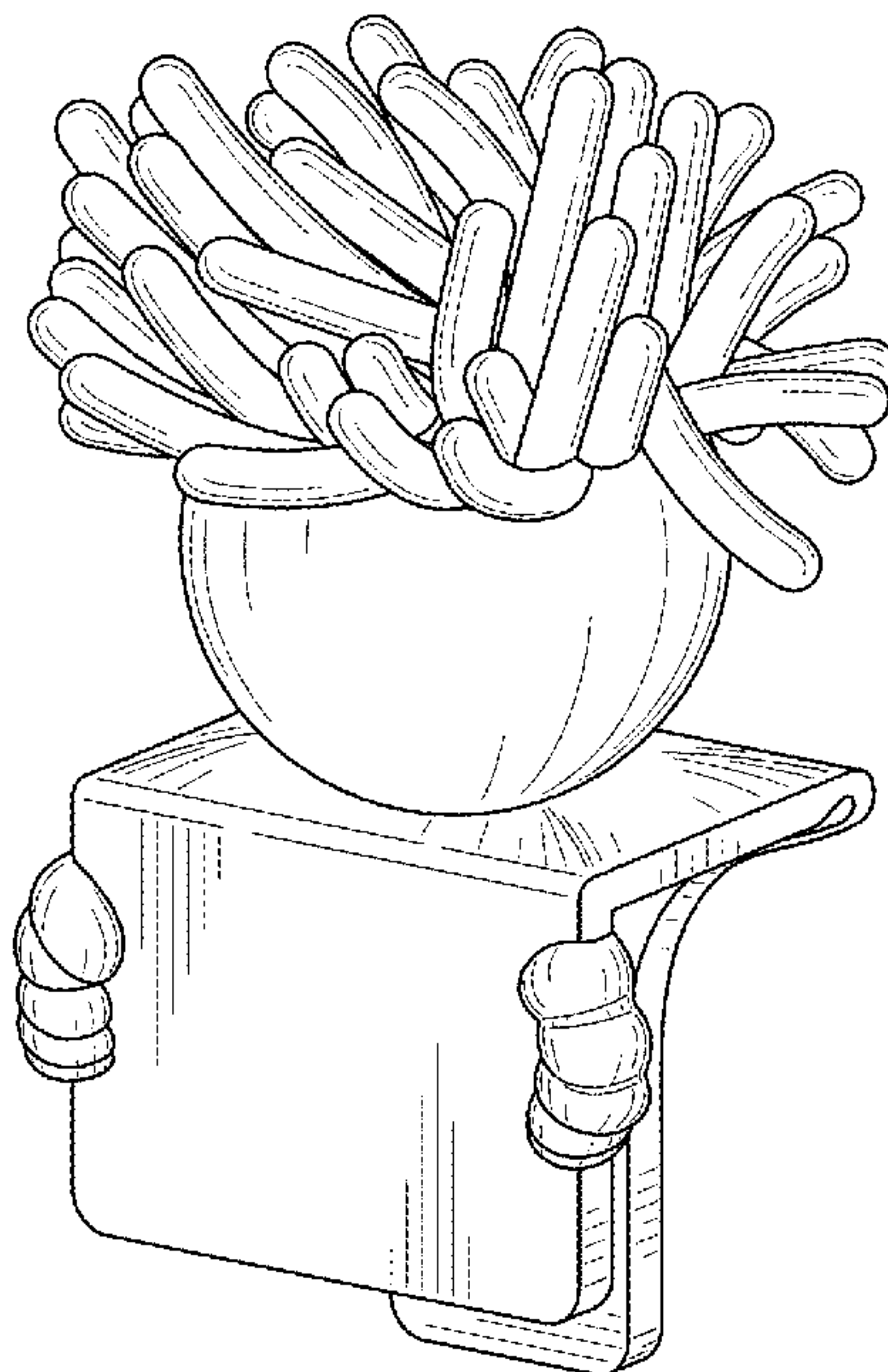
The Broken lines present in the figures are included for the purpose of illustrating portions of the article that form no part of the claimed design.

1 Claim, 4 Drawing Sheets

(56) **References Cited**

U.S. PATENT DOCUMENTS

D354,595 S * 1/1995 Wasak D32/52
 D427,400 S * 6/2000 Stapleton D32/35
 D428,678 S * 7/2000 Stapleton D32/35
 6,457,218 B1 * 10/2002 Lawrence B42F 1/10
 24/3.12
 6,484,365 B1 * 11/2002 Thompson B60J 3/0204
 224/312
 D523,017 S * 6/2006 Blaustein D14/480.2
 D563,452 S * 3/2008 Tan D16/237
 D657,366 S * 4/2012 Leung D14/480.2



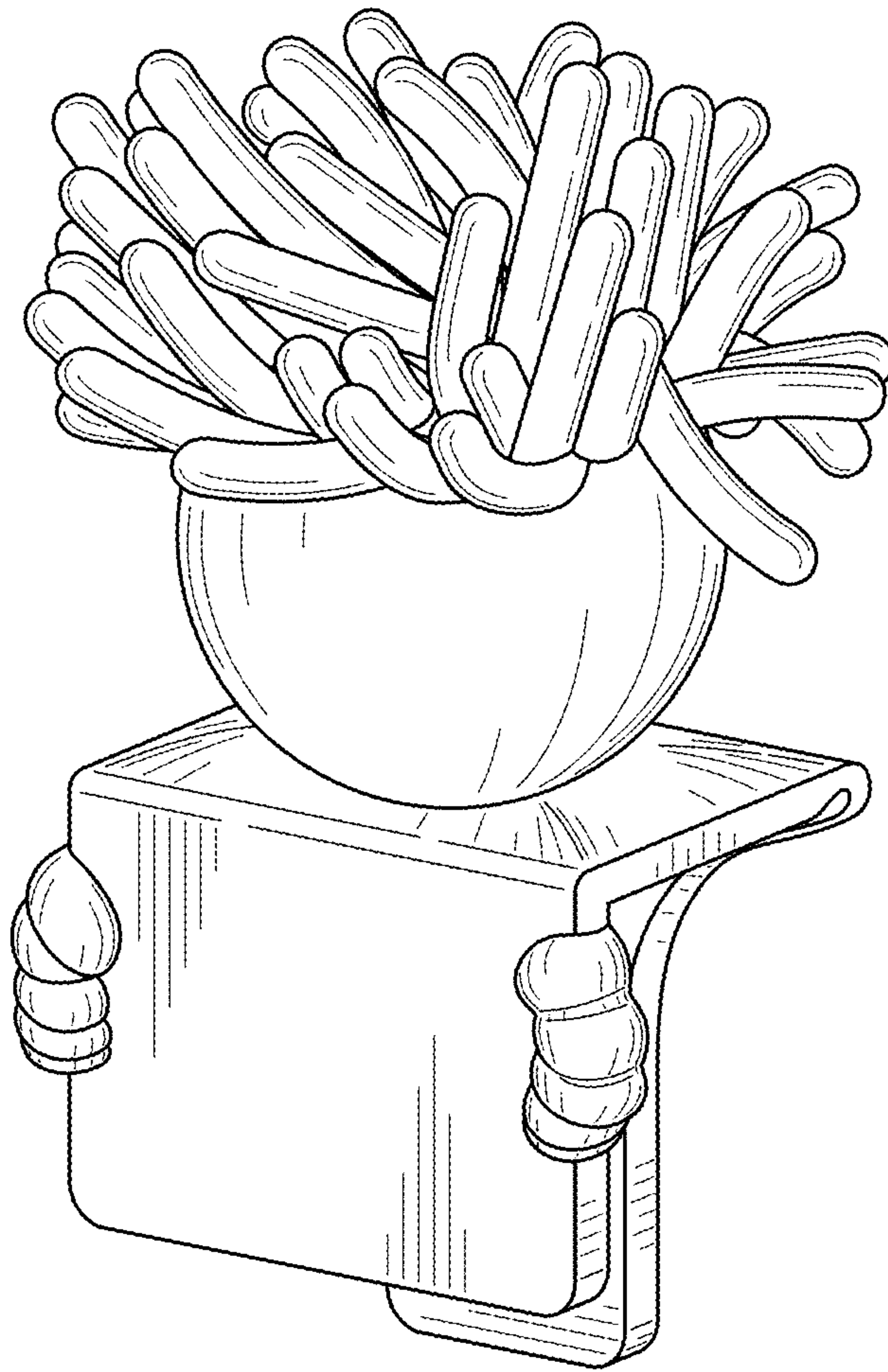


FIG. 1

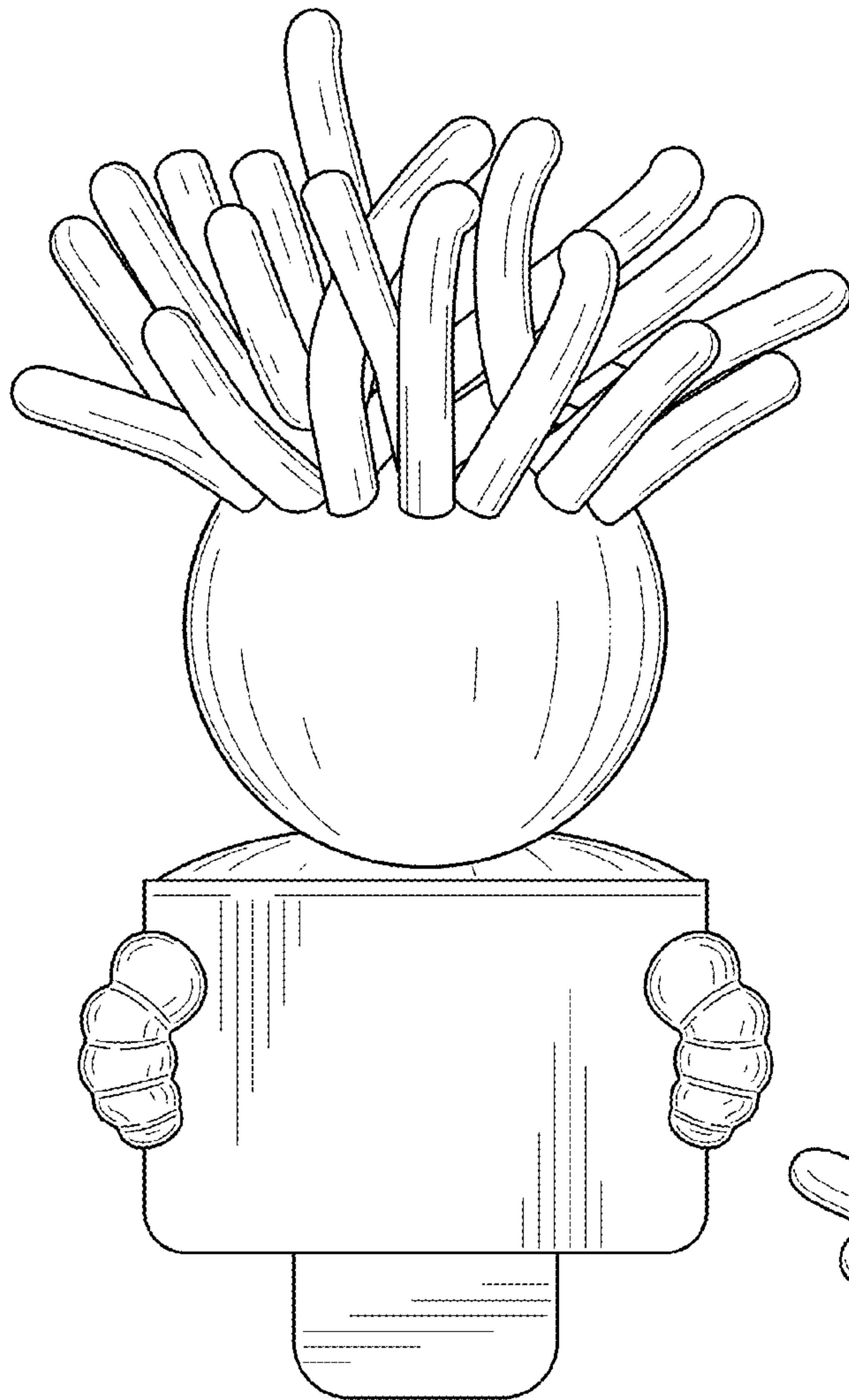


FIG. 2

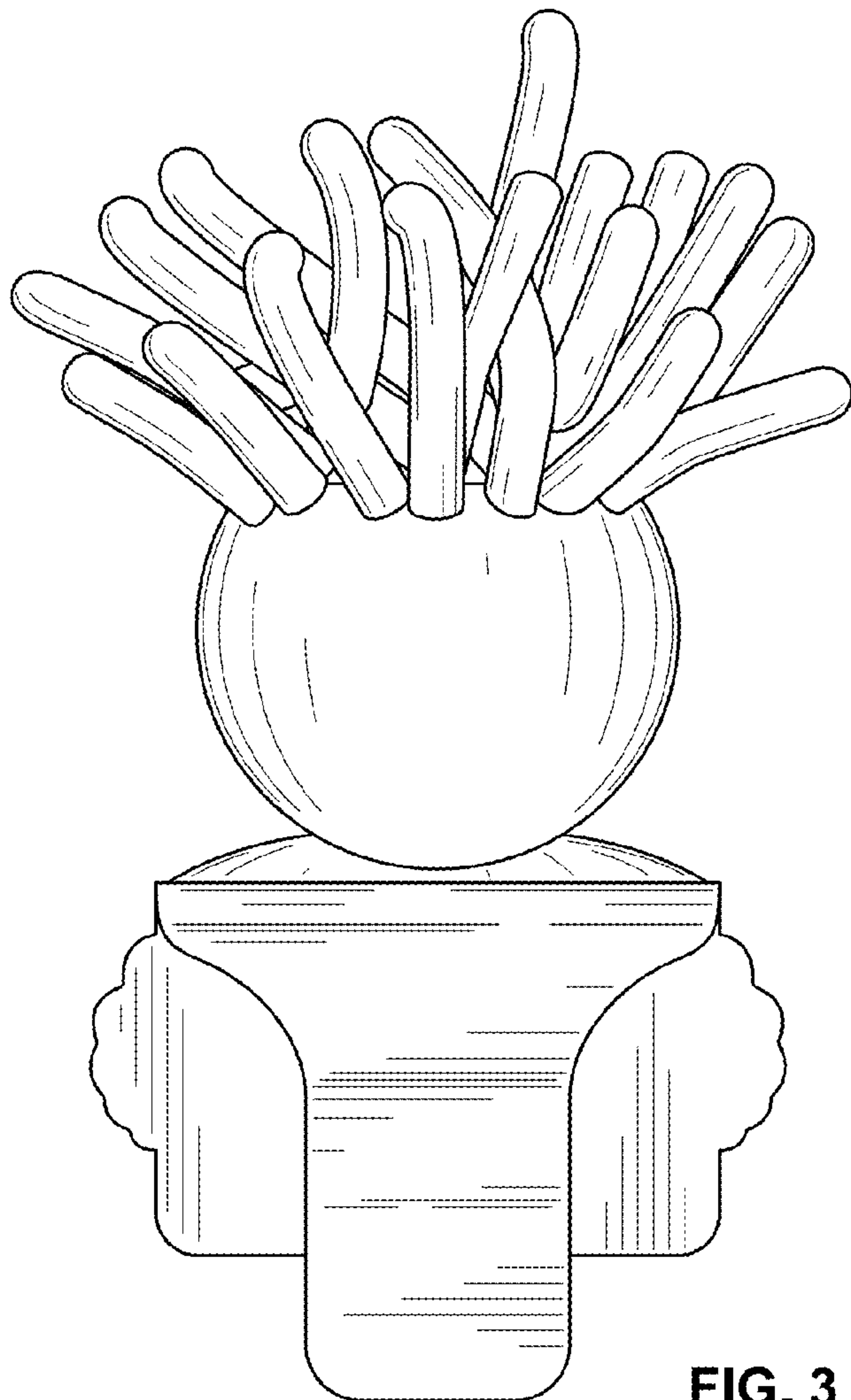


FIG. 3

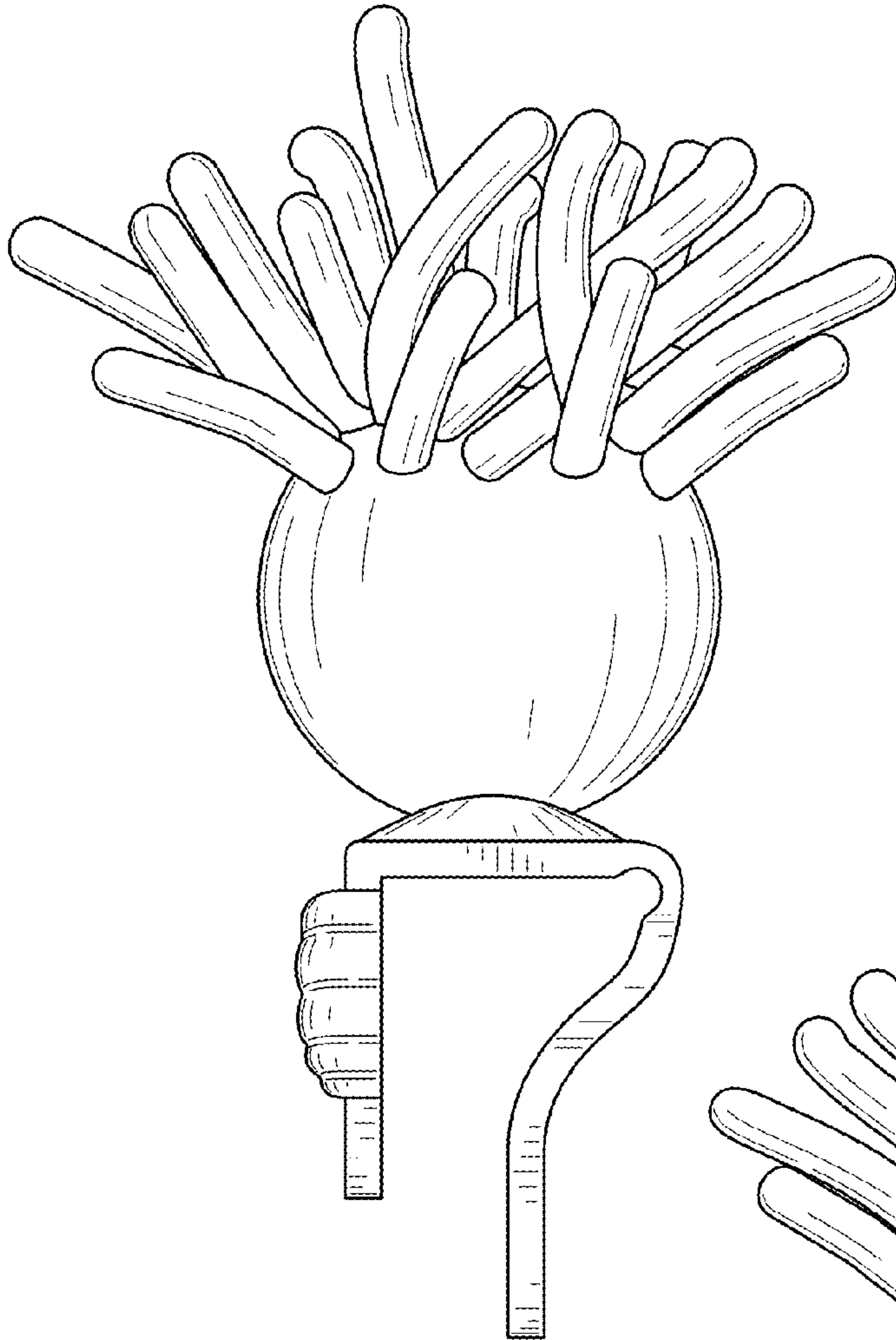


FIG. 4

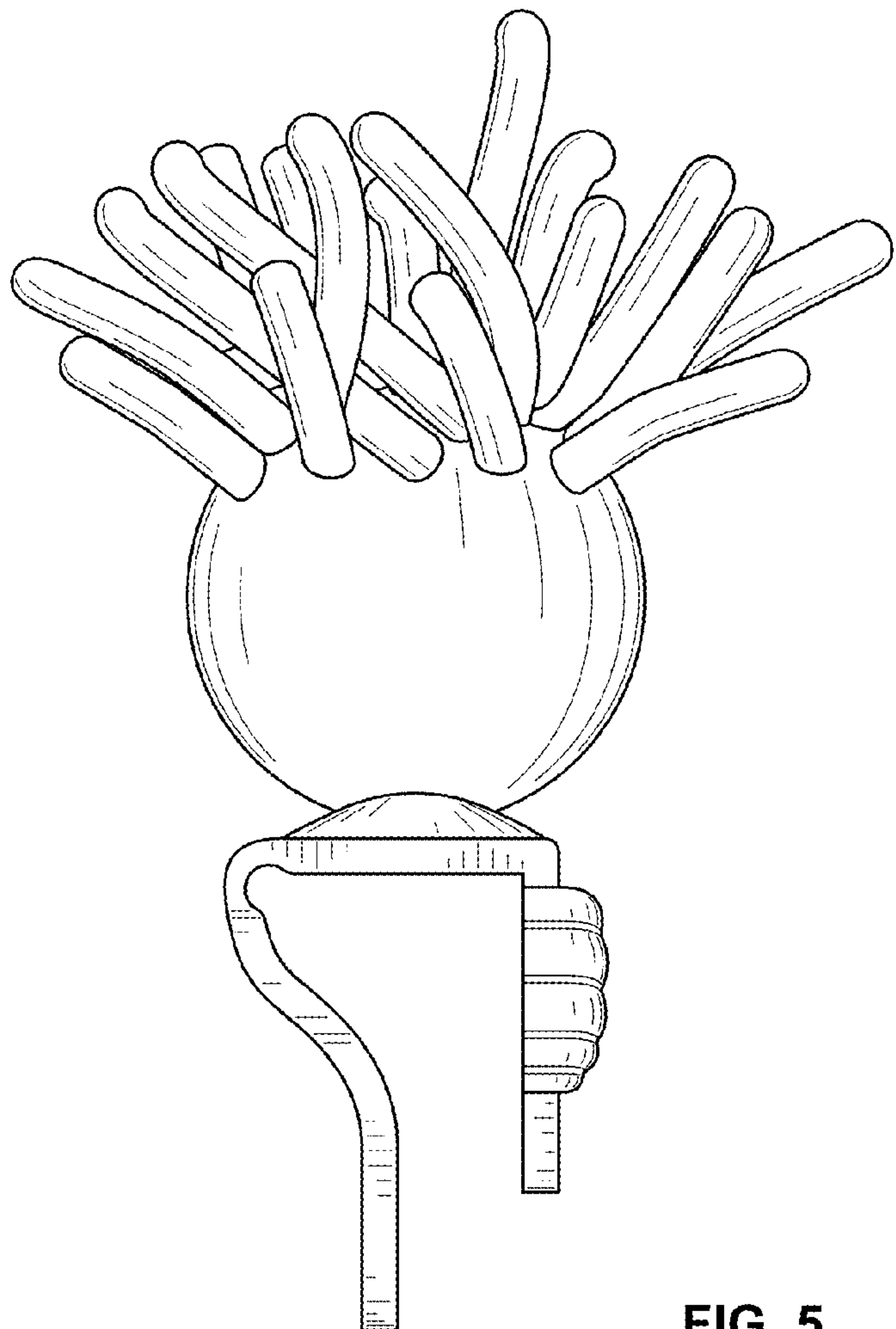


FIG. 5

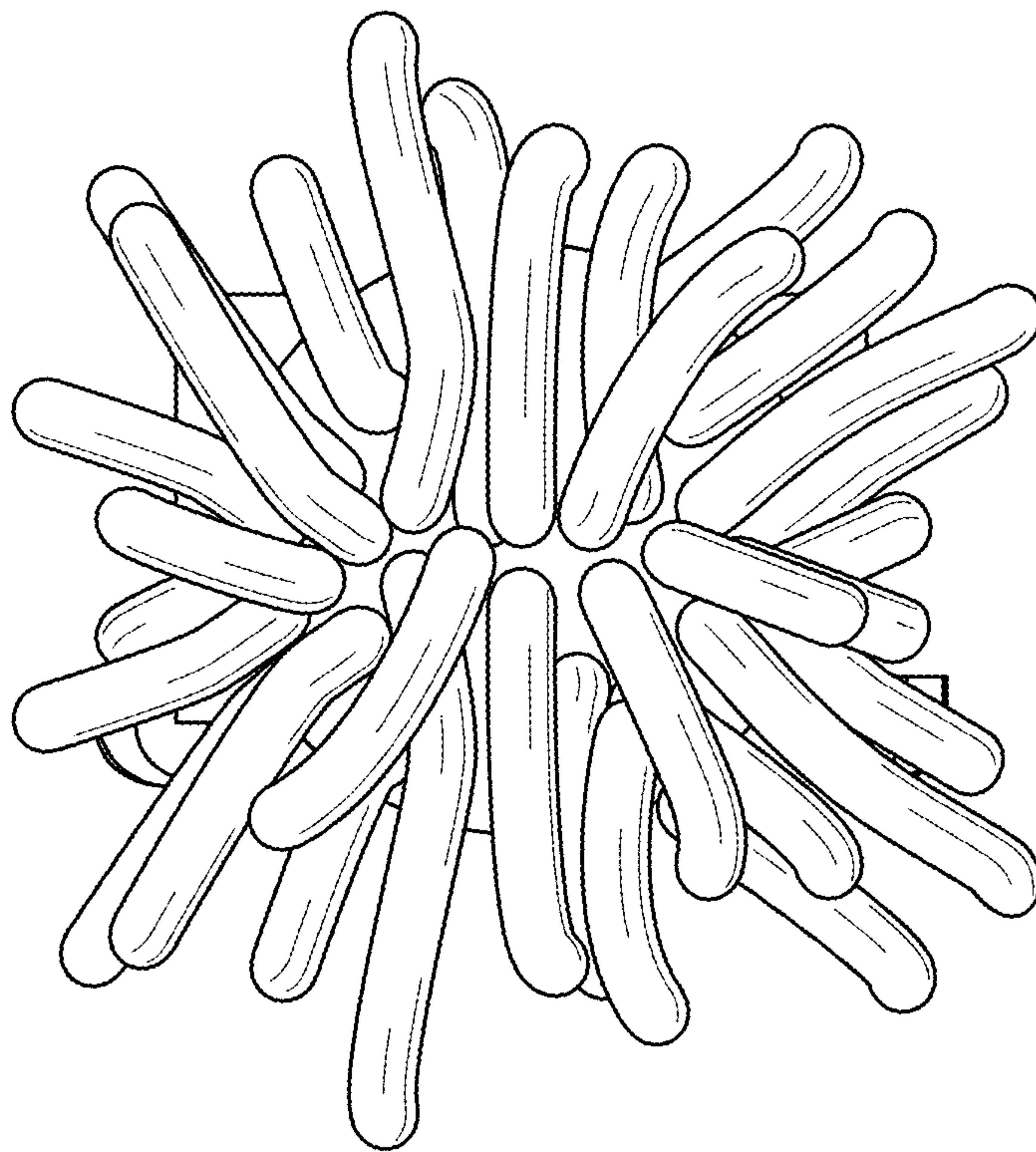


FIG. 6

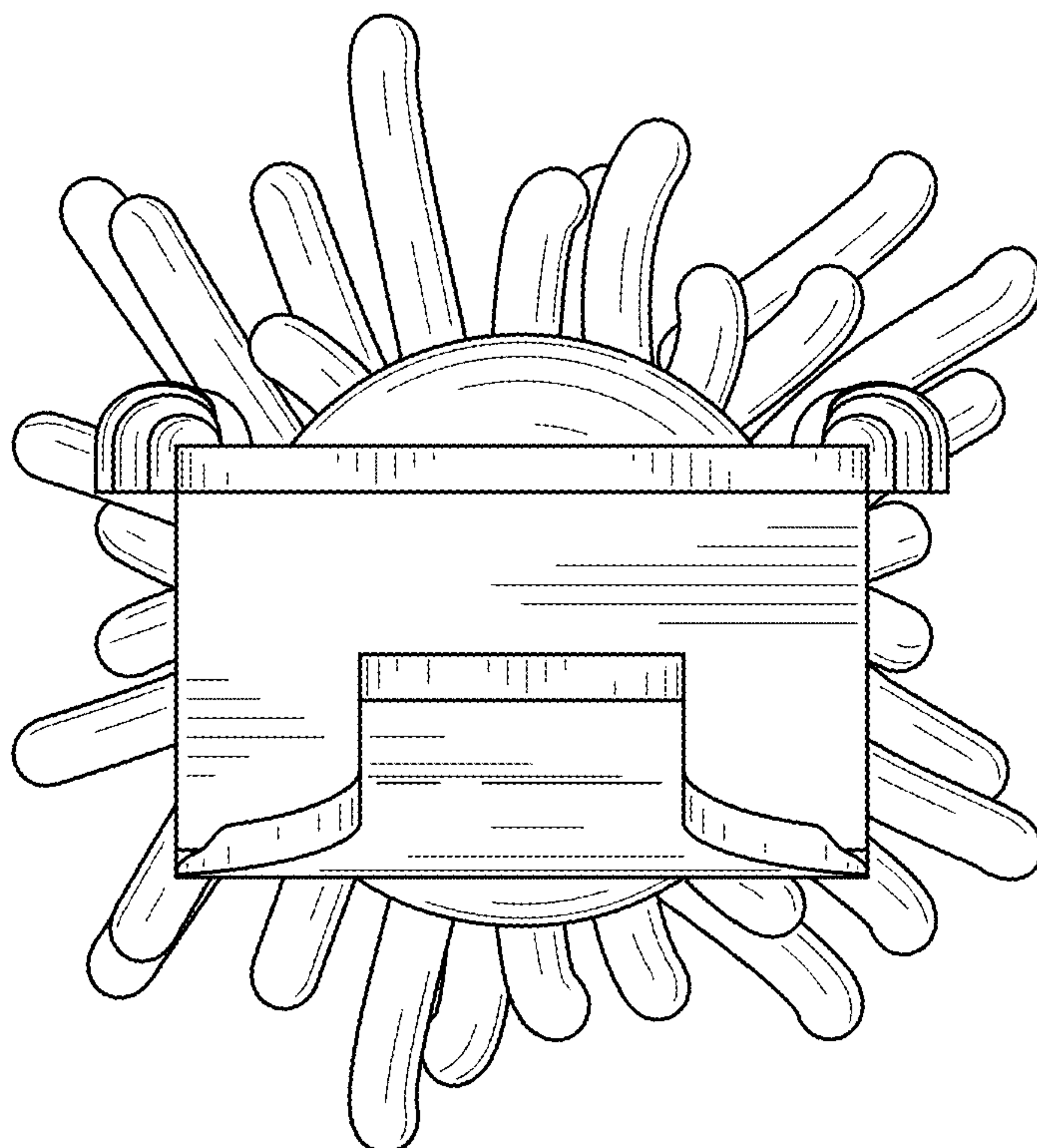


FIG. 7