



US00D900415S

(12) **United States Design Patent** (10) **Patent No.:** **US D900,415 S**
Hong (45) **Date of Patent:** **** Oct. 27, 2020**

(54) **LITTER MAT**

FOREIGN PATENT DOCUMENTS

(71) Applicant: **Sung Sun Hong**, Gimpo-si (KR)

WO WO-2004062355 A1 * 7/2004 A01K 1/0107

(72) Inventor: **Sung Sun Hong**, Gimpo-si (KR)

OTHER PUBLICATIONS

(**) Term: **15 Years**

“Cat Litter Mat”, posted Dec. 4, 2017 [online], [retrieved Nov. 22, 2019]. Retrieved from internet, https://www.amazon.com/product-reviews/B01MTQNK6H/ref=acr_dp_hist_5?ie=UTF8&filterByStar=five_star&reviewerType=all_reviews#reviews-filter-bar.*

(21) Appl. No.: **29/613,348**

(22) Filed: **Aug. 9, 2017**

Primary Examiner — Sandra S Snapp

Assistant Examiner — Mehri Bajoul

(74) *Attorney, Agent, or Firm* — Rabin & Berdo, P.C.

Related U.S. Application Data

(63) Continuation-in-part of application No. 29/532,057, filed on Jul. 1, 2015, now abandoned.

(51) **LOC (12) Cl.** **30-99**

(52) **U.S. Cl.**
USPC **D30/161**

(58) **Field of Classification Search**
USPC D30/160, 161; D6/582, 583, 585, 596, D6/601, 682; 119/28.5, 161, 171, 652, 119/673, 120, 163–170, 199, 526; D7/545, 554.3

CPC A01K 1/00; A01K 1/033; A01K 1/0281; A01K 1/0353; A01K 1/035; A47D 13/08; A47D 13/083; A47G 9/10; A47G 9/06
See application file for complete search history.

(57) **CLAIM**

The ornamental design for a litter mat, as shown and described.

DESCRIPTION

FIG. 1 is a top perspective view of a litter mat; FIG. 2 is a front elevational view of FIG. 1; FIG. 3 is a rear elevational view of FIG. 1; FIG. 4 is a left side elevational view of FIG. 1; FIG. 5 is a right side elevational view of FIG. 1; FIG. 6 is a top plan view of FIG. 1; FIG. 7 is a bottom plan view of FIG. 1; FIG. 8 is an enlarged perspective view of the encircled portion of the litter mat as designated No. 8 in FIG. 1; FIG. 9 is an enlarged top plan view of the encircled portion of the litter mat as designated No. 9 in FIG. 6; FIG. 10 is a magnified perspective view of the encircled portion of the litter mat as designated No. 10 in FIG. 8; and, FIG. 11 is a magnified perspective view of the encircled portion of the litter mat as designated No. 11 in FIG. 1. The dash-dash broken lines depict portions of the litter mat that form no part of the claimed design. The long-short-long dash lines depict the locations of the enlarged and magnified portions. These long-short-long dash lines do not form part of the claimed design.

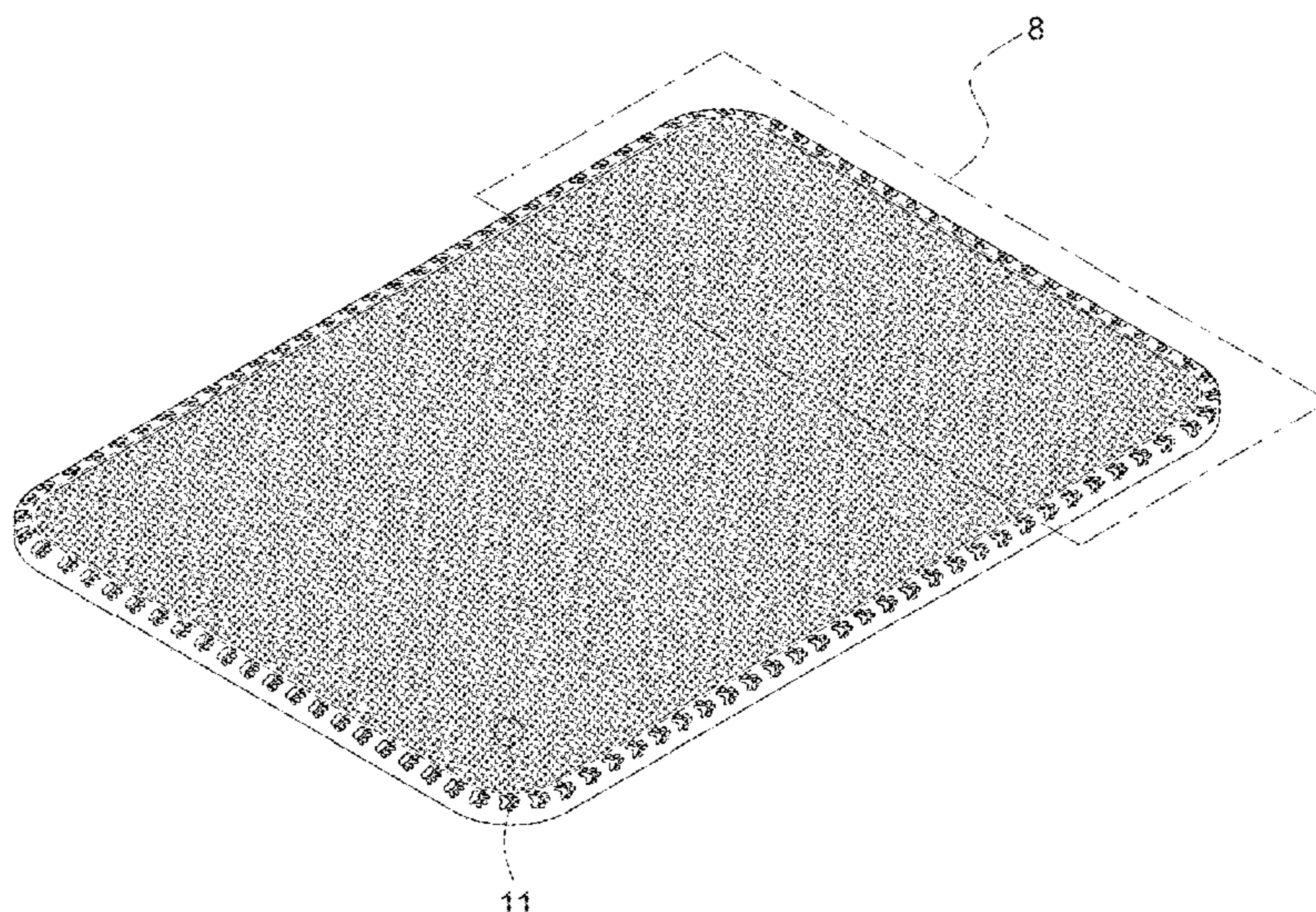
(56) **References Cited**

U.S. PATENT DOCUMENTS

- 2,361,682 A * 10/1944 Grabec B44C 1/16 156/209
- D289,095 S * 3/1987 Chiodo 119/165
- D435,149 S * 12/2000 Kleinberg D30/119
- 7,243,612 B2 * 7/2007 Costa A01K 1/0107 119/161
- 7,467,600 B2 * 12/2008 Ikegami A01K 1/0152 119/171
- D609,042 S * 2/2010 Wilmsen D6/583
- D631,104 S * 1/2011 With D21/485
- D653,815 S * 2/2012 Wetherby D30/119

(Continued)

1 Claim, 7 Drawing Sheets



(56)

References Cited

U.S. PATENT DOCUMENTS

D666,860	S *	9/2012	Lubart	D6/583
D672,180	S *	12/2012	Stoddard	D5/53
8,342,126	B2 *	1/2013	Simon	A01K 1/0353 119/28.5
D679,533	S *	4/2013	Stoddard	D6/592
8,438,994	B2 *	5/2013	Stratton	A01K 1/0107 119/161
D688,838	S *	8/2013	Elliott	D30/161
D692,622	S *	10/2013	MacKenney	D30/119
D706,994	S *	6/2014	Wiggs	D30/118
D733,367	S *	6/2015	Keene	D25/48.8
D745,749	S *	12/2015	Lee	D30/161
D763,600	S *	8/2016	Huss	D6/582
9,462,902	B1 *	10/2016	Rukel	A47G 9/10
D799,759	S *	10/2017	Elliott	D30/161
D828,650	S *	9/2018	Comerford	D30/160
D841,262	S *	2/2019	Nielsen	D30/161
2009/0000561	A1 *	1/2009	Takahashi	A01K 1/0157 119/171
2009/0152427	A1 *	6/2009	Kuo	A47G 1/0633 248/346.01
2014/0370781	A1 *	12/2014	Anderson	A01K 47/04 449/5
2015/0164041	A1 *	6/2015	Takahashi	A01K 1/0107 119/161

* cited by examiner

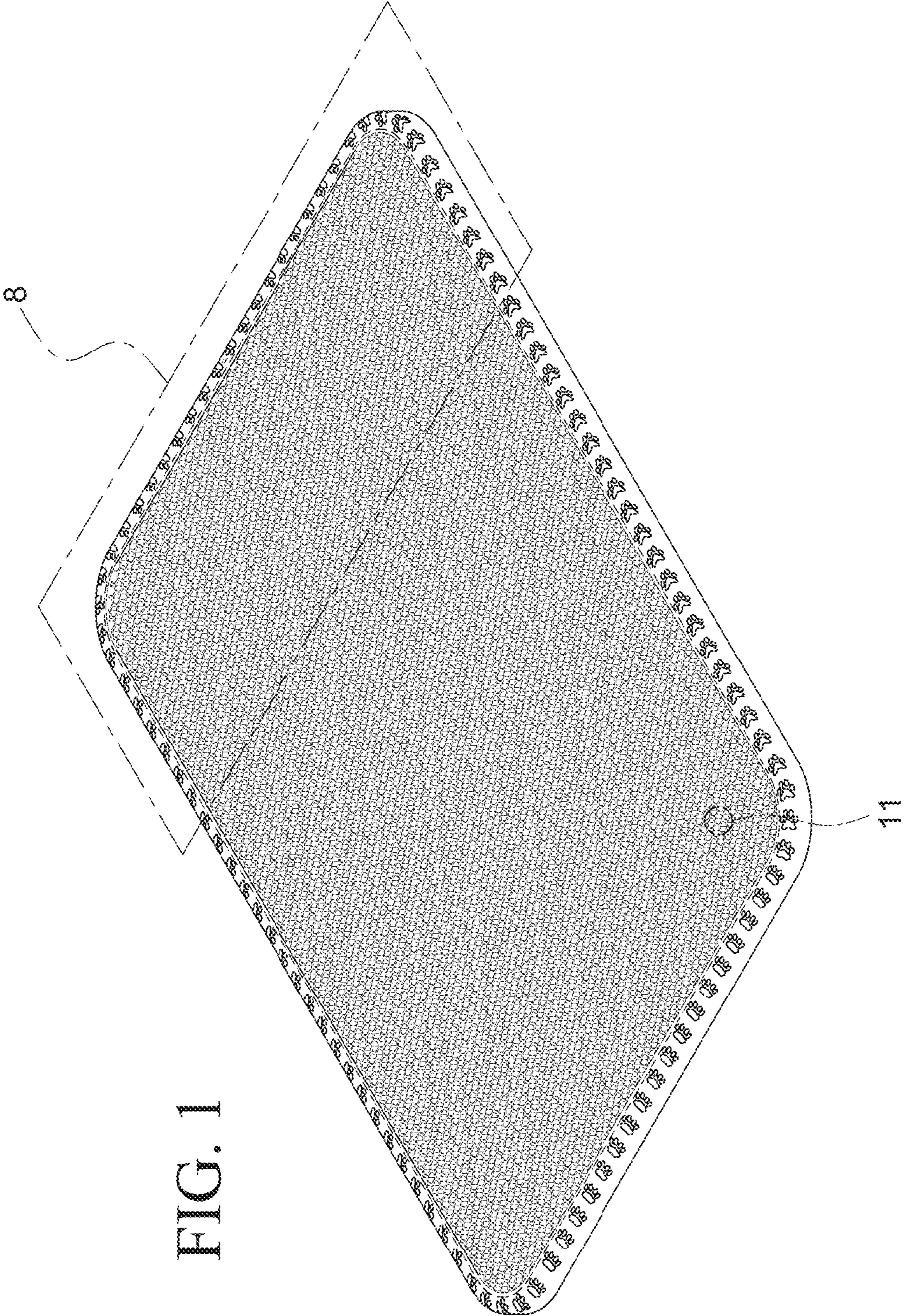


FIG. 1



FIG. 2



FIG. 3



FIG. 4



FIG. 5

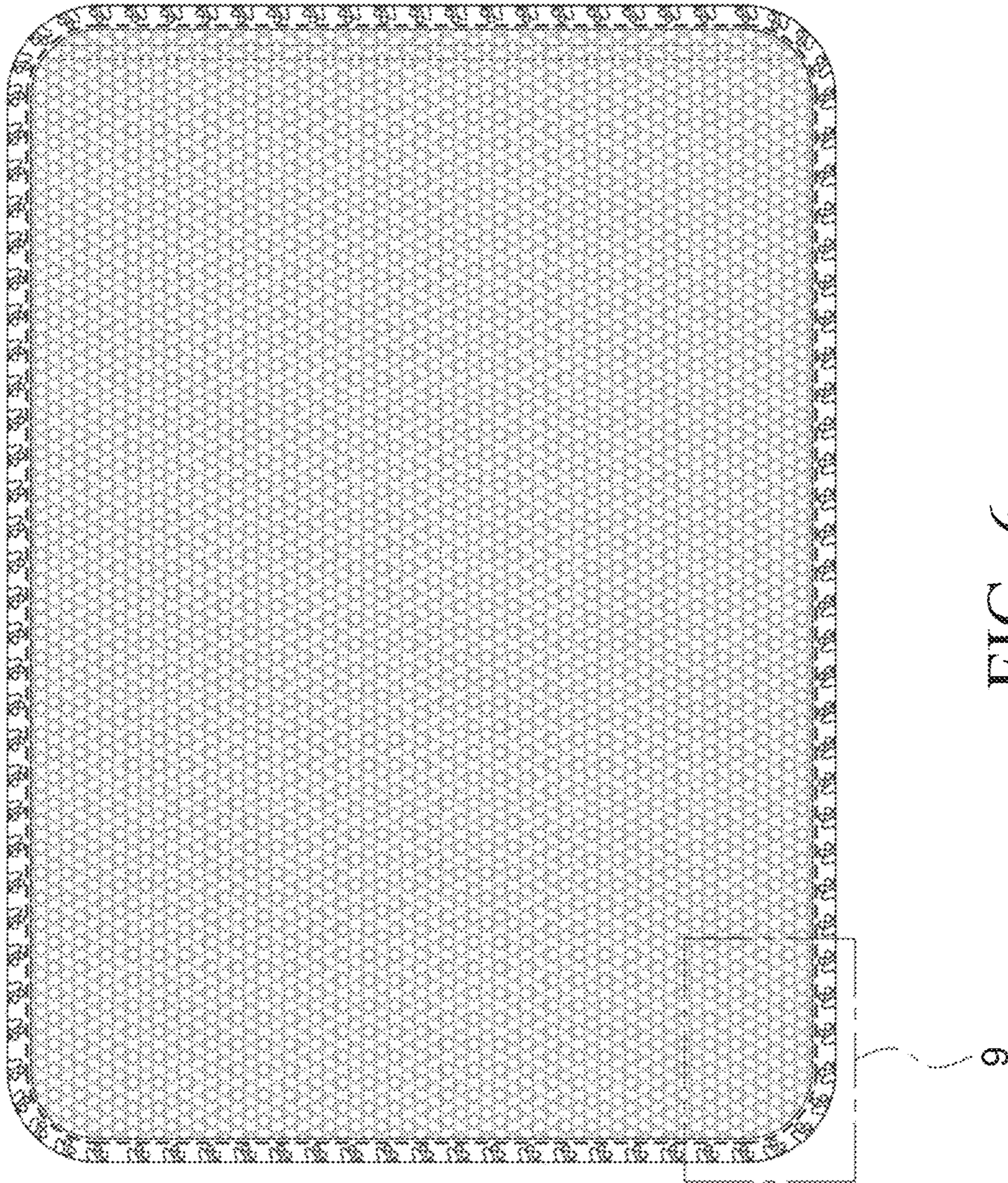


FIG. 6




FIG. 7

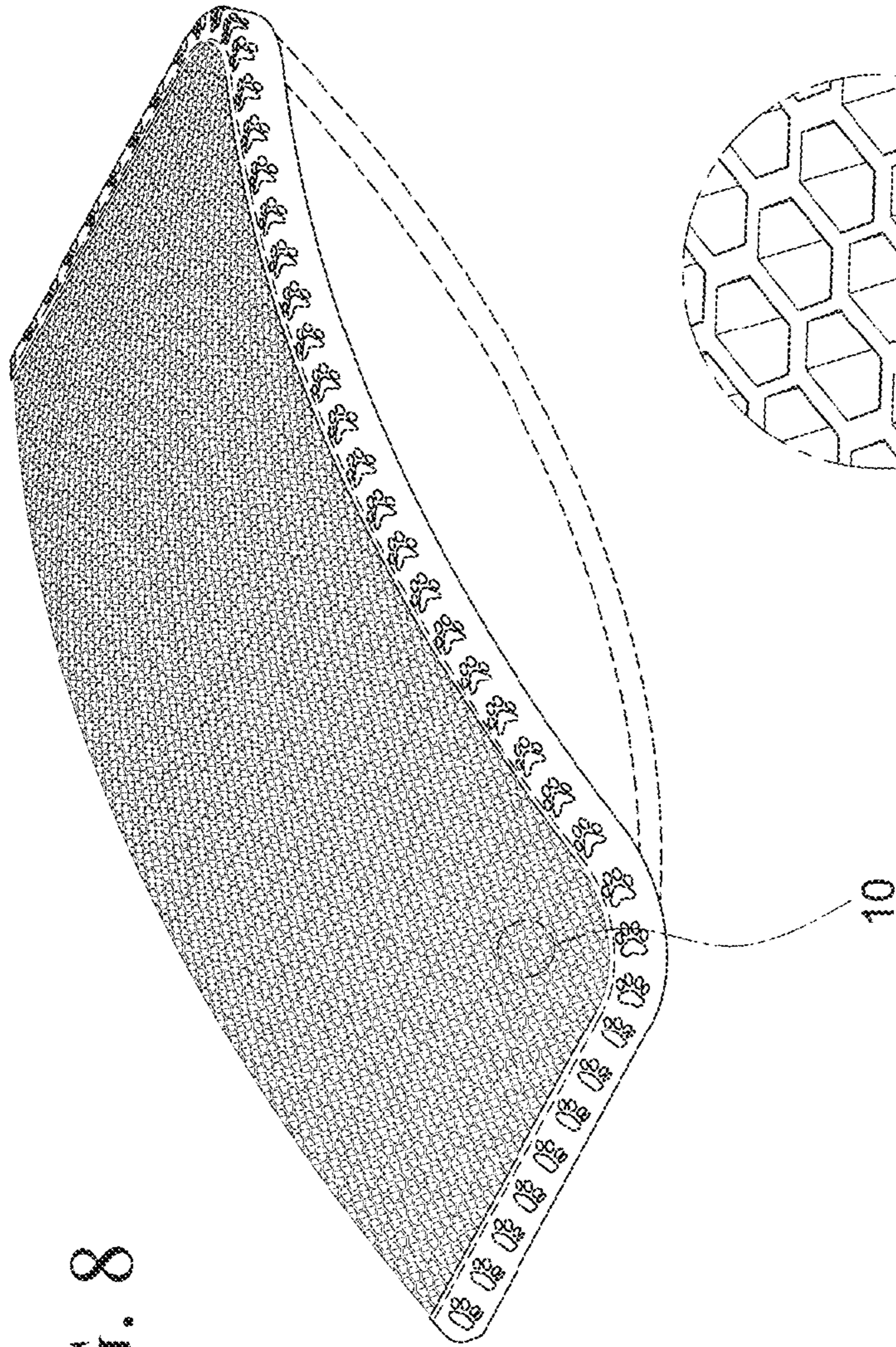


FIG. 8

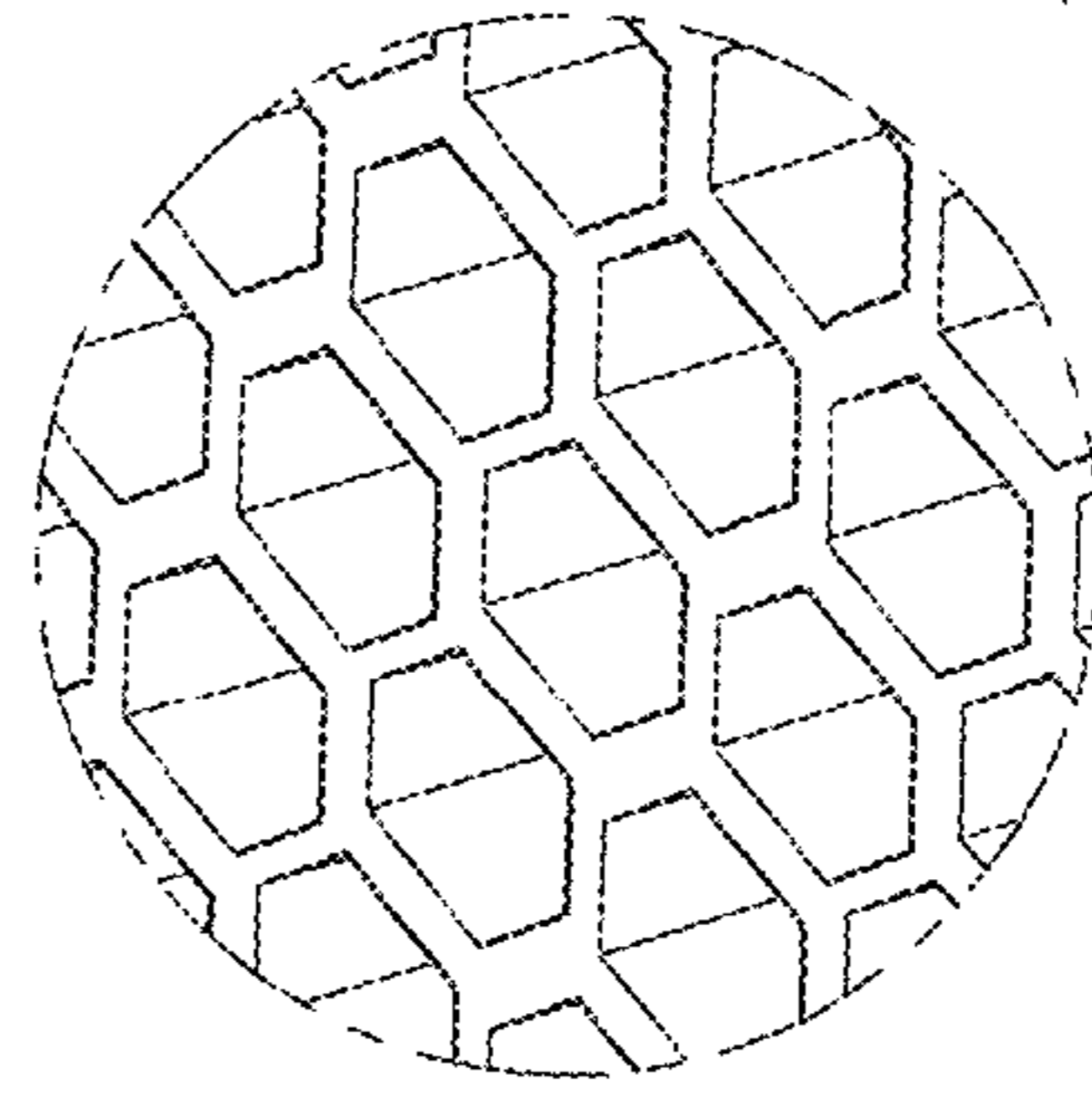


FIG. 10

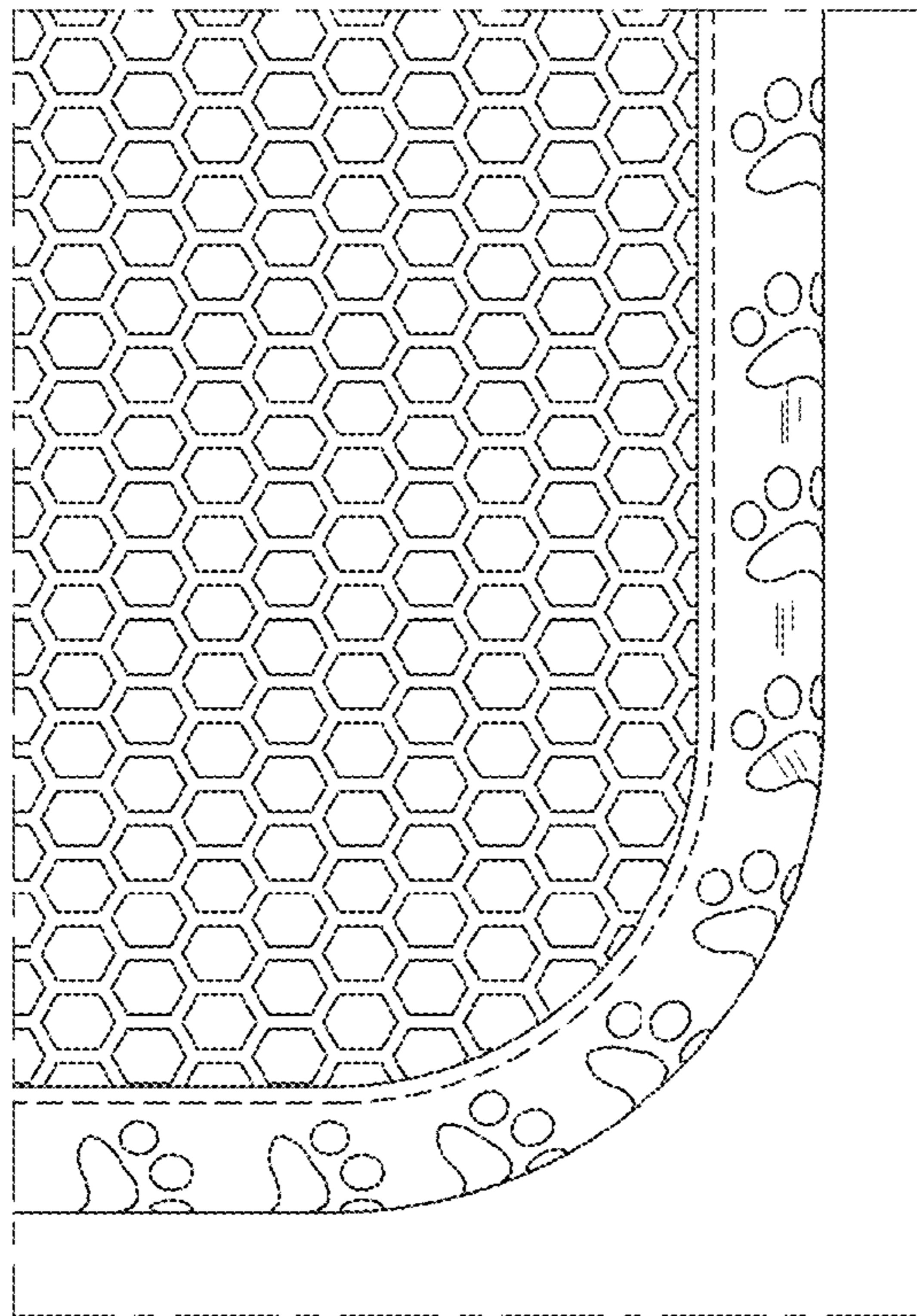


FIG. 9