



US00D900382S

(12) **United States Design Patent**  
**He**

(10) **Patent No.:** **US D900,382 S**

(45) **Date of Patent:** **\*\* Oct. 27, 2020**

(54) **BEZEL FOR VEHICLE LIGHT**

(71) Applicant: **HAICHEN AUTO PARTS CO., LTD.,**  
Zhejiang (CN)

(72) Inventor: **Qiyu He,** Zhejiang (CN)

(73) Assignee: **HAICHEN AUTO PARTS CO., LTD.,**  
Zhejiang (CN)

(\*\*) Term: **15 Years**

(21) Appl. No.: **29/696,987**

(22) Filed: **Jul. 3, 2019**

(30) **Foreign Application Priority Data**

May 16, 2019 (CN) ..... 2019 3 0236677

(51) **LOC (12) Cl.** ..... **26-99**

(52) **U.S. Cl.**  
USPC ..... **D26/139**

(58) **Field of Classification Search**  
USPC ..... D26/28-36, 139  
CPC ..... F21S 48/00; F21S 48/10; F21S 48/115;  
F21S 48/225; F21S 48/1233; F21S  
48/1266; F21S 48/1388; F21S 48/2268;  
F21V 21/04; F21V 29/004; B60Q 9/13;  
B60Q 9/135; B60Q 9/1375  
See application file for complete search history.

(56) **References Cited**

**U.S. PATENT DOCUMENTS**

D421,817 S \* 3/2000 Tucker ..... D26/139  
D485,934 S \* 1/2004 Tsai ..... D26/139

D499,202 S \* 11/2004 Tsai ..... D26/139  
D513,644 S \* 1/2006 Ruzicka ..... D26/139  
D544,641 S \* 6/2007 Elwell ..... D26/139  
D576,765 S \* 9/2008 Song ..... D26/139  
D595,895 S \* 7/2009 Lamm ..... D26/139  
D604,893 S \* 11/2009 Woolley ..... D26/139  
D608,498 S \* 1/2010 Beigel ..... D26/139

\* cited by examiner

*Primary Examiner* — Marcus A Jackson

(74) *Attorney, Agent, or Firm* — JCIP Global Inc.

(57) **CLAIM**

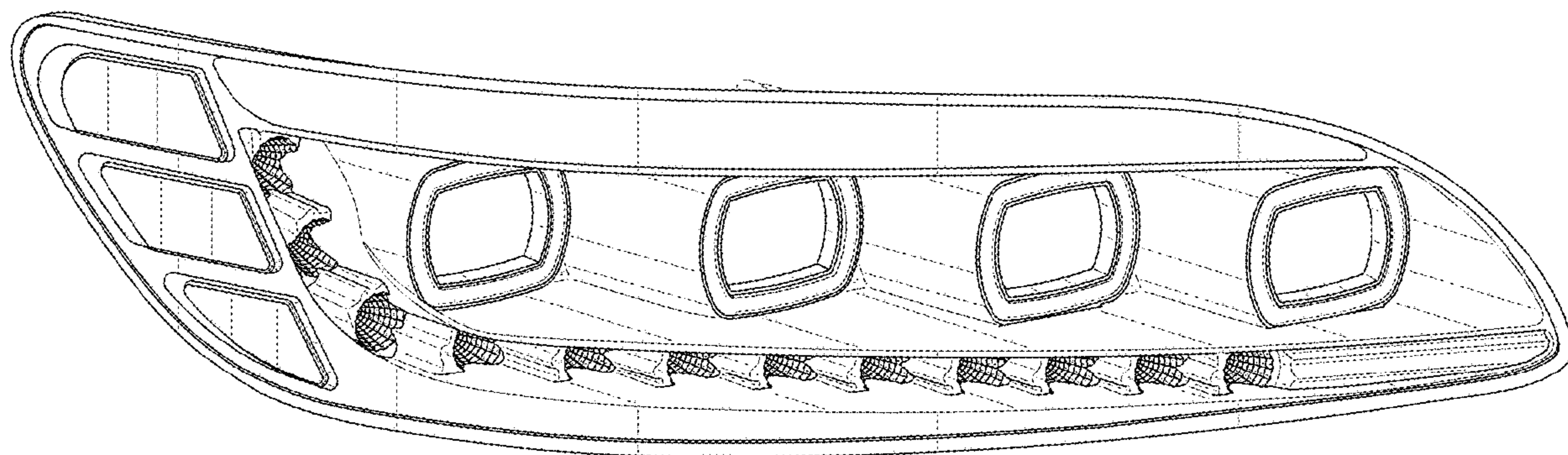
The ornamental design for a bezel for vehicle light, as shown and described.

**DESCRIPTION**

FIG. 1 is a perspective view of a bezel for vehicle light showing my new design;  
FIG. 2 is a front view thereof;  
FIG. 3 is a left side view thereof;  
FIG. 4 is a right side view thereof;  
FIG. 5 is a top view thereof;  
FIG. 6 is a bottom view thereof; and,  
FIG. 7 is a perspective view thereof being assembled to a vehicle.

Broken lines shown in the drawings illustrate portions of the article that form no part of the claimed design. Broken lines shown in FIG. 7 illustrate the vehicle that form no part of the claimed design.

**1 Claim, 7 Drawing Sheets**



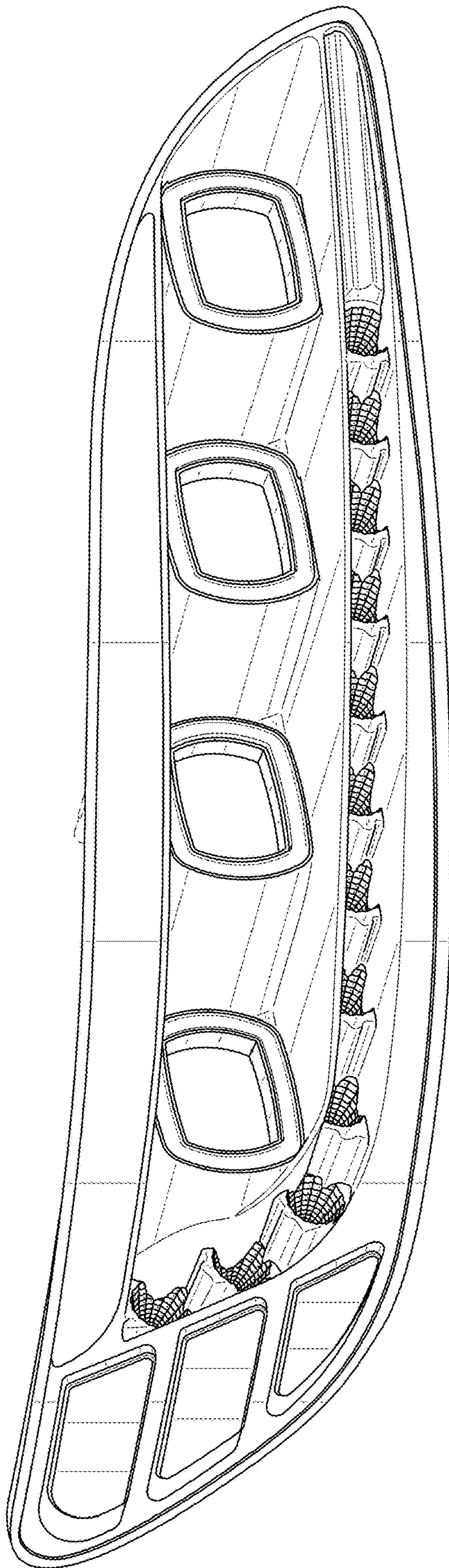


FIG. 1

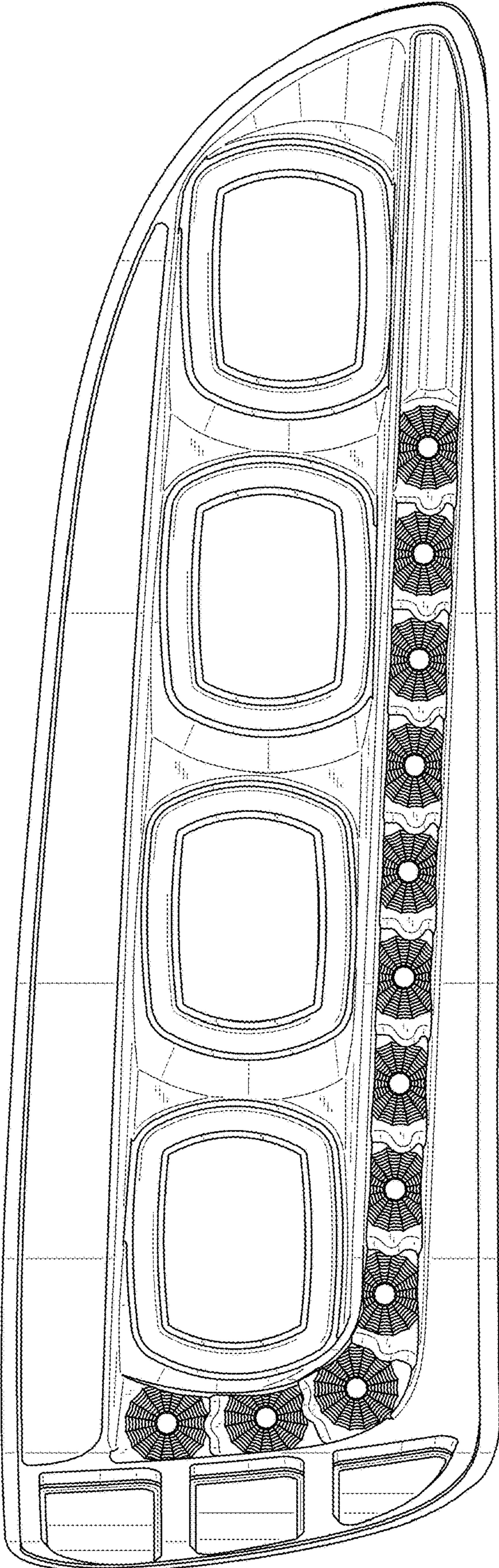


FIG. 2

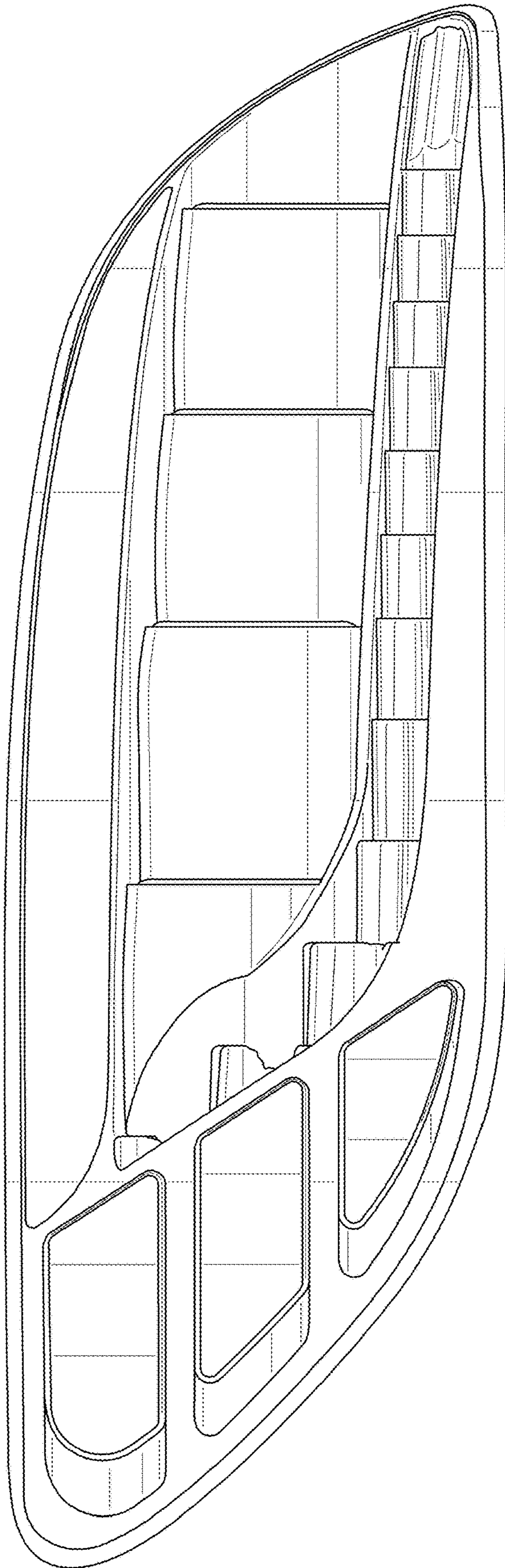


FIG. 3

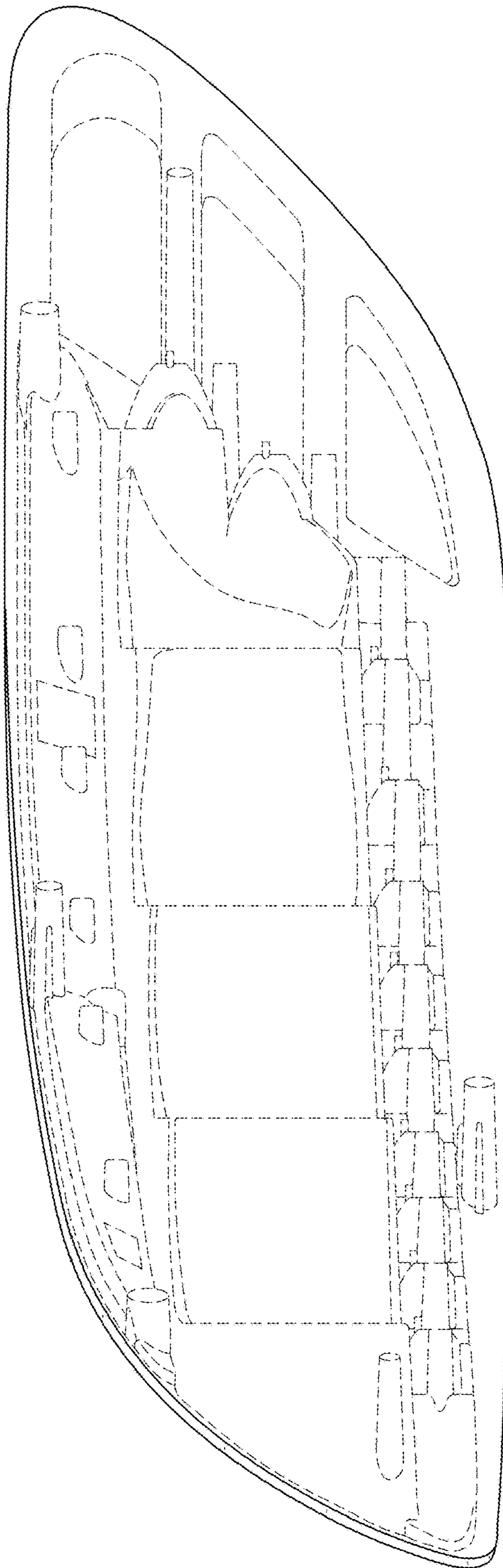
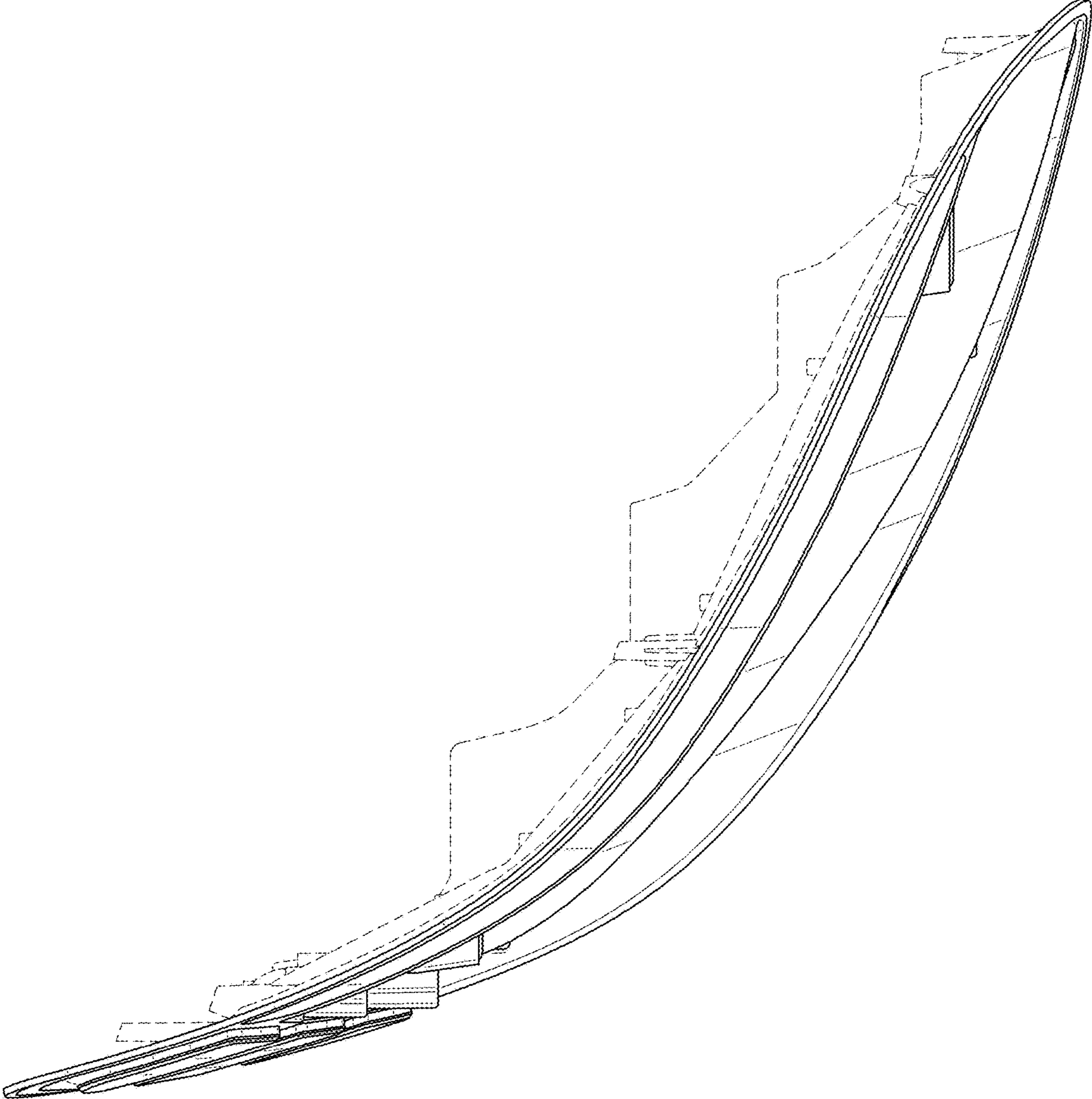


FIG. 4

FIG. 5






FIG. 6

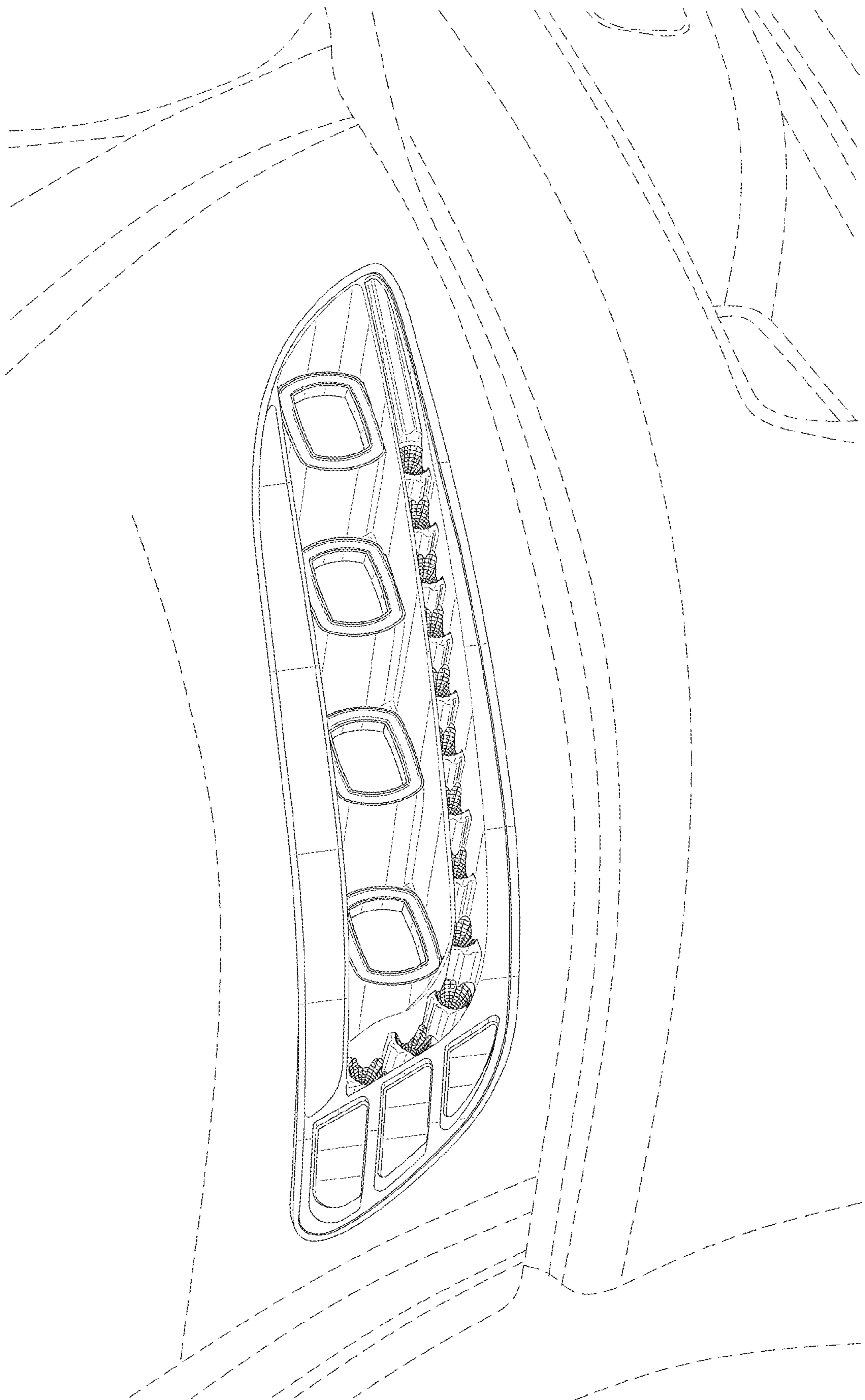


FIG. 7