



US00D900334S

(12) **United States Design Patent** (10) **Patent No.:** **US D900,334 S**  
**Liping et al.** (45) **Date of Patent:** **\*\* Oct. 27, 2020**

(54) **DIAGNOSTIC TESTING DEVICE**  
(71) Applicant: **LEADWAY (HK) LIMITED**, Hong Kong (CN)  
(72) Inventors: **Tao Liping**, Hangzhou (CN); **Li Tianhao**, Hangzhou (CN)  
(73) Assignee: **LEADWAY (HK) LIMITED**, Hong Kong (CN)

D571,019 S 6/2008 Laverack  
D571,020 S 6/2008 Laverack  
D574,966 S \* 8/2008 Laverack ..... D24/225  
D575,876 S 8/2008 Laverack  
D575,877 S \* 8/2008 Laverack ..... D24/225  
D576,737 S \* 9/2008 Lee ..... D24/216  
D592,759 S \* 5/2009 Laverack ..... D24/225

(Continued)

(\*\*) Term: **15 Years**  
(21) Appl. No.: **29/655,361**

**FOREIGN PATENT DOCUMENTS**

CN 201830512078.0 \* 9/2018

(22) Filed: **Jul. 2, 2018**

**OTHER PUBLICATIONS**

What causes a False Positive Pregnancy Test? Online, published date Nov. 22, 2018. Retrieved on Sep. 16, 2019 from URL: <https://www.zoombaby.co.uk/what-causes-a-false-positive-pregnancy-test/>.\*

(30) **Foreign Application Priority Data**

Dec. 4, 2017 (CN) ..... 2017 3 0610292

*Primary Examiner* — Susan Bennett Hattan

(51) **LOC (12) Cl.** ..... **24-02**

*Assistant Examiner* — Omeed Agilee

(52) **U.S. Cl.**  
USPC ..... **D24/223**

(74) *Attorney, Agent, or Firm* — Acuity Law Group, PC; Michael A. Whittaker

(58) **Field of Classification Search**  
USPC ..... D24/107, 108, 112–114, 127, 130, 133, D24/169, 186, 216–217, 219, 222–226, D24/227, 231, 232; D10/81  
CPC ..... G01N 33/76; G01N 33/558; G01N 33/54386; G01N 21/8483  
See application file for complete search history.

(57) **CLAIM**

The ornamental design for a diagnostic testing device, as shown and described.

(56) **References Cited**

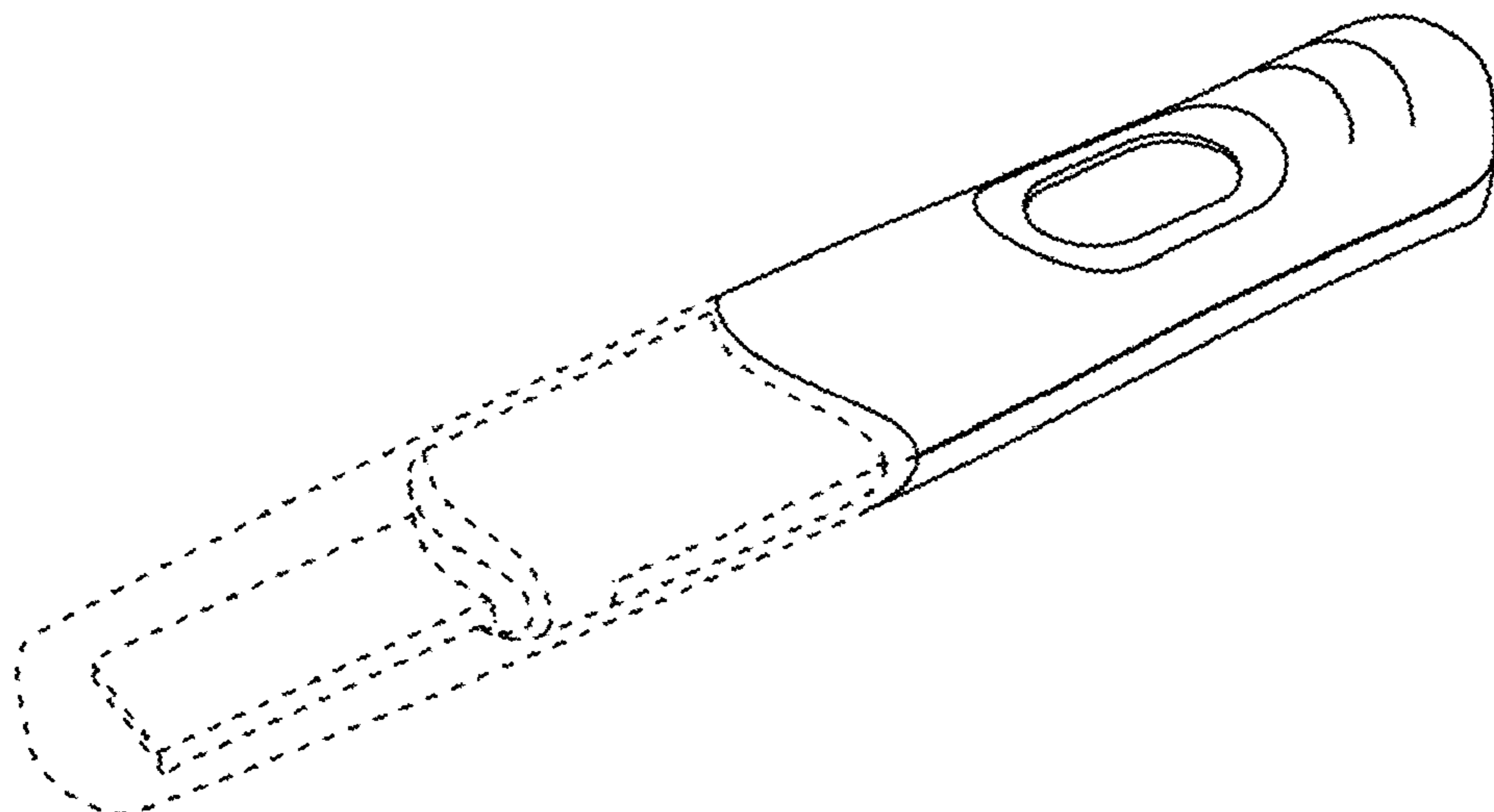
**DESCRIPTION**

**U.S. PATENT DOCUMENTS**

D491,274 S 6/2004 Dubniczki et al.  
D509,901 S 9/2005 Phelan et al.  
D530,825 S 10/2006 Lee et al.  
D531,735 S 11/2006 Lee et al.  
D536,798 S 2/2007 Lee et al.  
D537,168 S 2/2007 Sigel et al.  
D537,531 S 2/2007 Sigel et al.  
D548,359 S 8/2007 Illein et al.  
D554,765 S 11/2007 Wendling  
D557,815 S 12/2007 Lee et al.  
D570,490 S 6/2008 Laverack

FIG. 1 is a top plan view of a diagnostic testing device showing our new design;  
FIG. 2 is a front elevation view thereof;  
FIG. 3 is a rear elevation view thereof;  
FIG. 4 is a first side elevation view thereof;  
FIG. 5 is a bottom view thereof;  
FIG. 6 is a second side elevation view thereof; and,  
FIG. 7 is a top and first side perspective view thereof.  
The broken lines in the drawings depict portions of the diagnostic testing device that form no part of the claimed design.

**1 Claim, 7 Drawing Sheets**



(56)

**References Cited**

U.S. PATENT DOCUMENTS

D694,903 S 12/2013 Laverack et al.  
D698,457 S \* 1/2014 Canova ..... D24/223  
D735,351 S \* 7/2015 Laverack ..... D24/223  
9,151,754 B2 10/2015 Snowden et al.  
2010/0240149 A1 9/2010 Nazareth et al.  
2013/0157379 A1\* 6/2013 Nazareth ..... G01N 33/76  
436/501  
2015/0226752 A1\* 8/2015 Nazareth ..... G01N 33/54366  
436/501  
2016/0027283 A1\* 1/2016 Palmer ..... G01N 33/74  
340/573.1

\* cited by examiner

FIG. 1

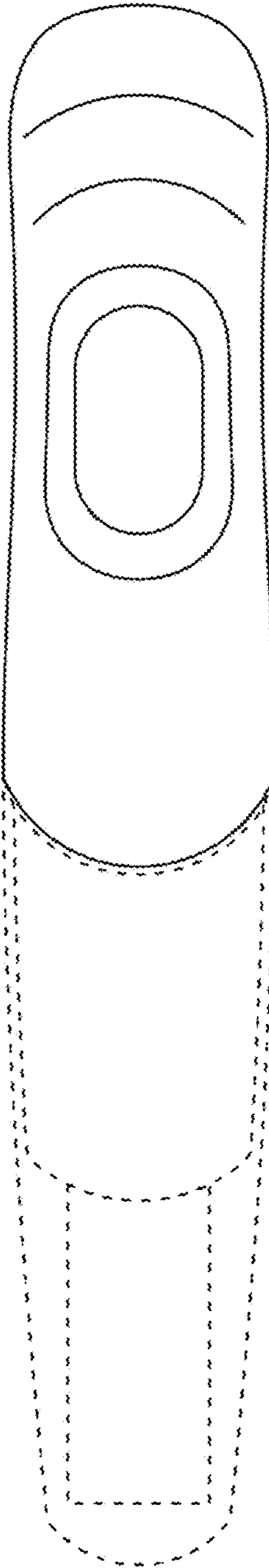


FIG. 2

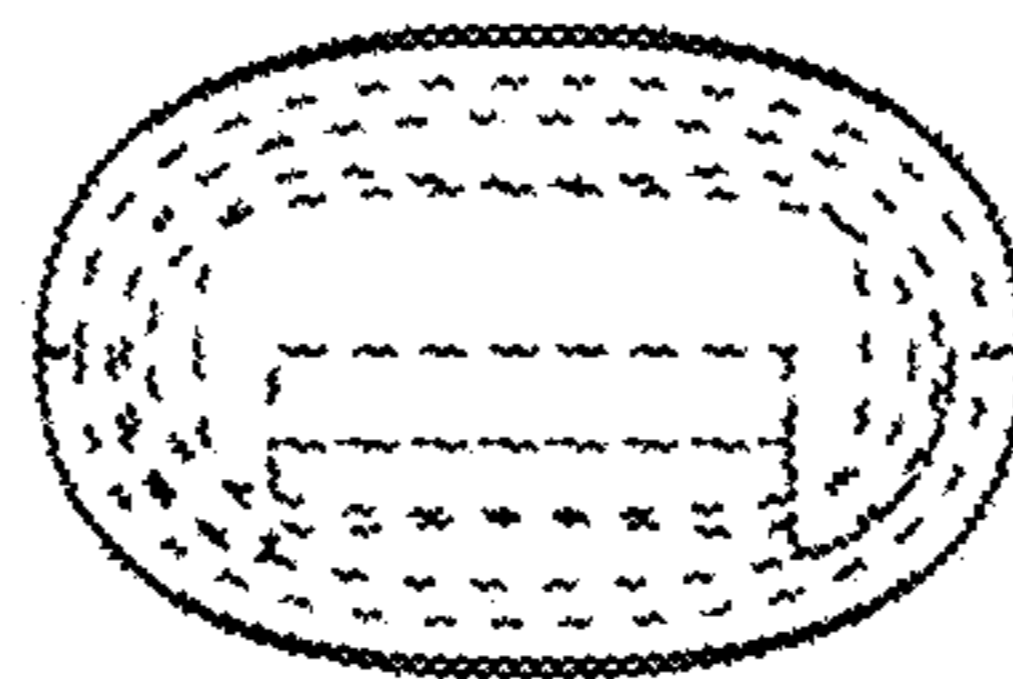


FIG. 3

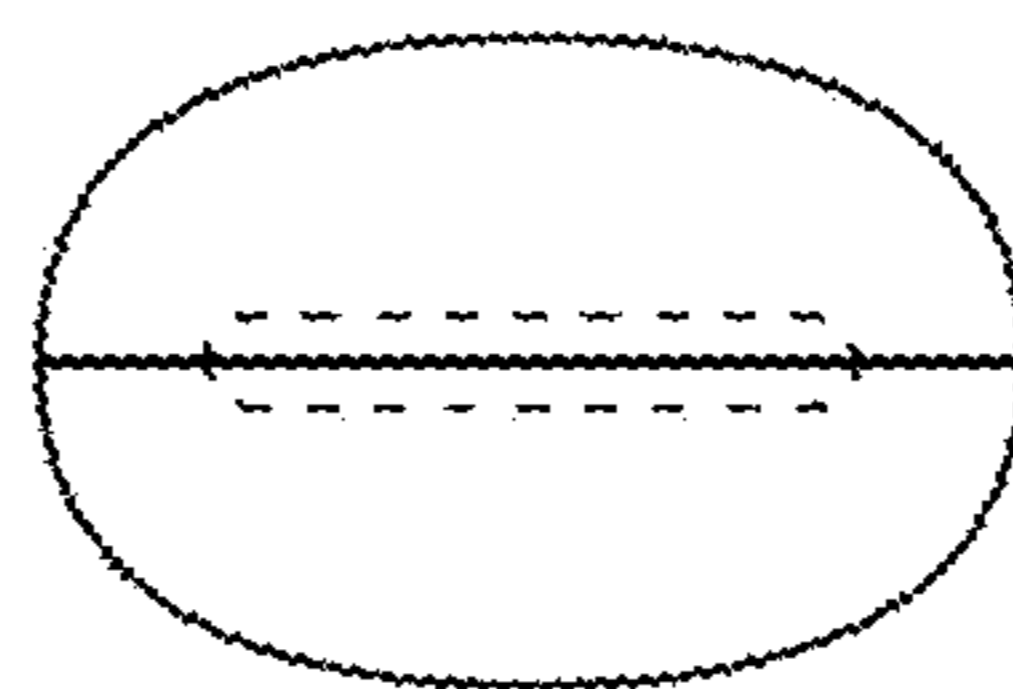


FIG. 4

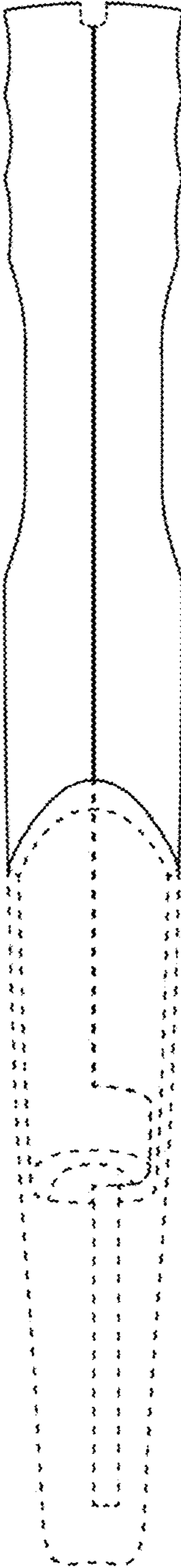


FIG. 5

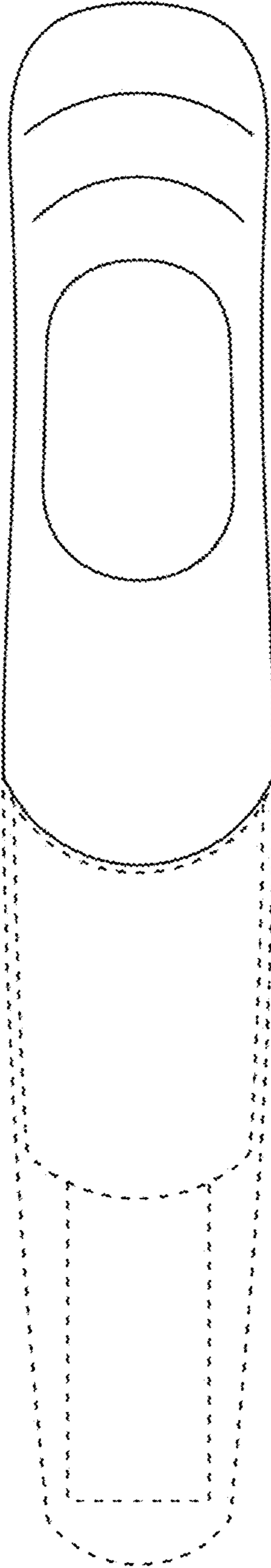


FIG. 6

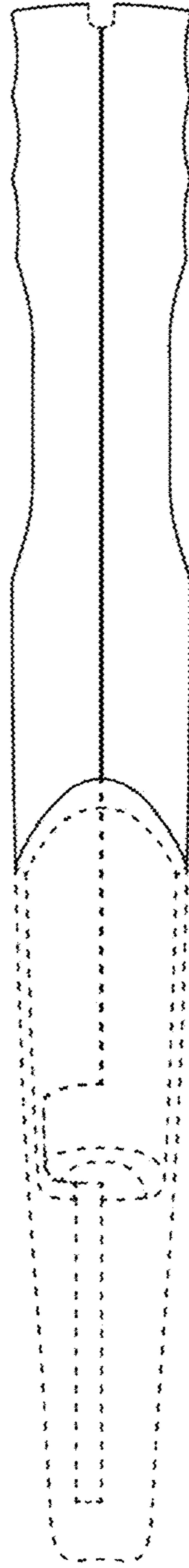




FIG. 7

