



US00D900317S

(12) **United States Design Patent**
Termanini et al.

(10) **Patent No.: US D900,317 S**

(45) **Date of Patent: ** Oct. 27, 2020**

(54) **REVISION STEM**

(71) Applicant: **JOINT INNOVATION TECHNOLOGY, LLC**, Boca Raton, FL (US)

(72) Inventors: **Zafer Termanini**, Port Saint Lucie, FL (US); **George A. Diamantoni**, Boca Raton, FL (US); **Brian Vanhiel**, Smyrna, GA (US); **Taylor Davis**, Atlanta, GA (US)

(73) Assignee: **JOINT INNOVATION TECHNOLOGY, LLC**, Boca Raton, FL (US)

(**) Term: **15 Years**

(21) Appl. No.: **29/626,216**

(22) Filed: **Nov. 15, 2017**

(51) **LOC (12) Cl.** **24-03**

(52) **U.S. Cl.**
USPC **D24/155**

(58) **Field of Classification Search**
USPC D24/155
CPC A61F 2/36; A61F 2/3662; A61F 2/30767; A61F 2/34; A61F 2002/3631; A61F 2002/30332; A61F 2002/365; A61F 2002/30507; A61F 2310/00029
See application file for complete search history.

(56) **References Cited**

U.S. PATENT DOCUMENTS

D339,634 S * 9/1993 Hori D24/155
6,514,288 B2 * 2/2003 Meulink A61F 2/30767
623/23.3

6,652,591 B2 * 11/2003 Serbousek A61F 2/30771
623/23.15
D528,209 S * 9/2006 Vallings D24/155
7,374,576 B1 * 5/2008 Ries A61F 2/36
623/23.21
D615,204 S * 5/2010 Michelinakis D24/155
8,409,295 B2 * 4/2013 Geller A61F 2/36
623/22.42
8,906,108 B2 * 12/2014 Armacost A61F 2/3662
623/23.23
D757,269 S * 5/2016 Prybyla A61F 2/34
D24/155
2008/0039950 A1 * 2/2008 Splieth A61F 2/4684
623/22.12
2008/0255675 A1 * 10/2008 Sidebotham A61L 27/06
623/23.34

* cited by examiner

Primary Examiner — Charles D Hanson

(74) *Attorney, Agent, or Firm* — Norris McLaughlin, PA


(57) **CLAIM**

The ornamental design for a revision stem, as shown and described.

DESCRIPTION

FIG. 1 is a front perspective view of a first embodiment of a revision stem;
FIG. 2 is a first side elevational view thereof;
FIG. 3 is a second side elevational view thereof;
FIG. 4 is a rear side elevational view thereof;
FIG. 5 is a front side elevational view thereof;
FIG. 6 is a top plan view thereof; and,
FIG. 7 is a bottom plan view thereof.

1 Claim, 7 Drawing Sheets






FIG. 1




FIG. 2




FIG. 3




FIG. 4




FIG. 5



FIG. 6




FIG. 7