



US00D900288S

(12) **United States Design Patent** (10) **Patent No.:** **US D900,288 S**
Dungee et al. (45) **Date of Patent:** **** Oct. 27, 2020**

(54) **TOILET SEAT COVER**

(71) Applicants: **Douglas K. Dungee**, Studio City, CA (US); **Aaron Lewis**, Hacienda Heights, CA (US)

(72) Inventors: **Douglas K. Dungee**, Studio City, CA (US); **Aaron Lewis**, Hacienda Heights, CA (US)

(**) Term: **15 Years**

(21) Appl. No.: **29/734,232**

(22) Filed: **May 11, 2020**

(51) **LOC (12) Cl.** **23-02**

(52) **U.S. Cl.**
USPC **D23/311**

(58) **Field of Classification Search**
USPC D23/311
See application file for complete search history.

(56) **References Cited**

U.S. PATENT DOCUMENTS

D32,290 S *	2/1900	Baldwin	D23/311
1,293,955 A	2/1919	Sloan		
1,377,541 A	5/1921	Young		
2,025,941 A *	12/1935	Dunnell	A47K 13/16 4/245.9
2,243,134 A	5/1941	Stiller		
2,251,732 A *	8/1941	Earle	A47K 13/16 4/245.9
2,944,664 A *	7/1960	Thomasma	A47C 31/11 4/244.1
4,745,640 A *	5/1988	Nelson	A47K 13/14 4/245.6
4,908,262 A *	3/1990	Nelson	A47K 13/14 4/245.6
5,392,469 A *	2/1995	Adams	A47K 13/16 4/245.2
6,061,841 A	5/2000	Parviainen et al.		

6,073,274 A	6/2000	McQueen		
6,484,328 B1	11/2002	Frazier		
D530,804 S *	10/2006	Forbes	D23/311
7,254,845 B1 *	8/2007	Morad	A47K 13/16 4/245.3
D662,192 S	6/2012	Lewis		
D672,855 S	12/2012	Lewis		
D686,709 S *	7/2013	Mortlock	D23/311
D814,616 S	4/2018	Lewis et al.		
D842,442 S	3/2019	Lewis et al.		
10,390,665 B1	8/2019	Lewis et al.		
D867,559 S	11/2019	Carter		
2003/0208836 A1	11/2003	Bankemper		
2006/0277672 A1 *	12/2006	Chang	A47K 13/16 4/243.2

(Continued)

FOREIGN PATENT DOCUMENTS

CA	2919625 A1	9/2015
CA	180946 S	2/2019

Primary Examiner — Robert A Delehanty

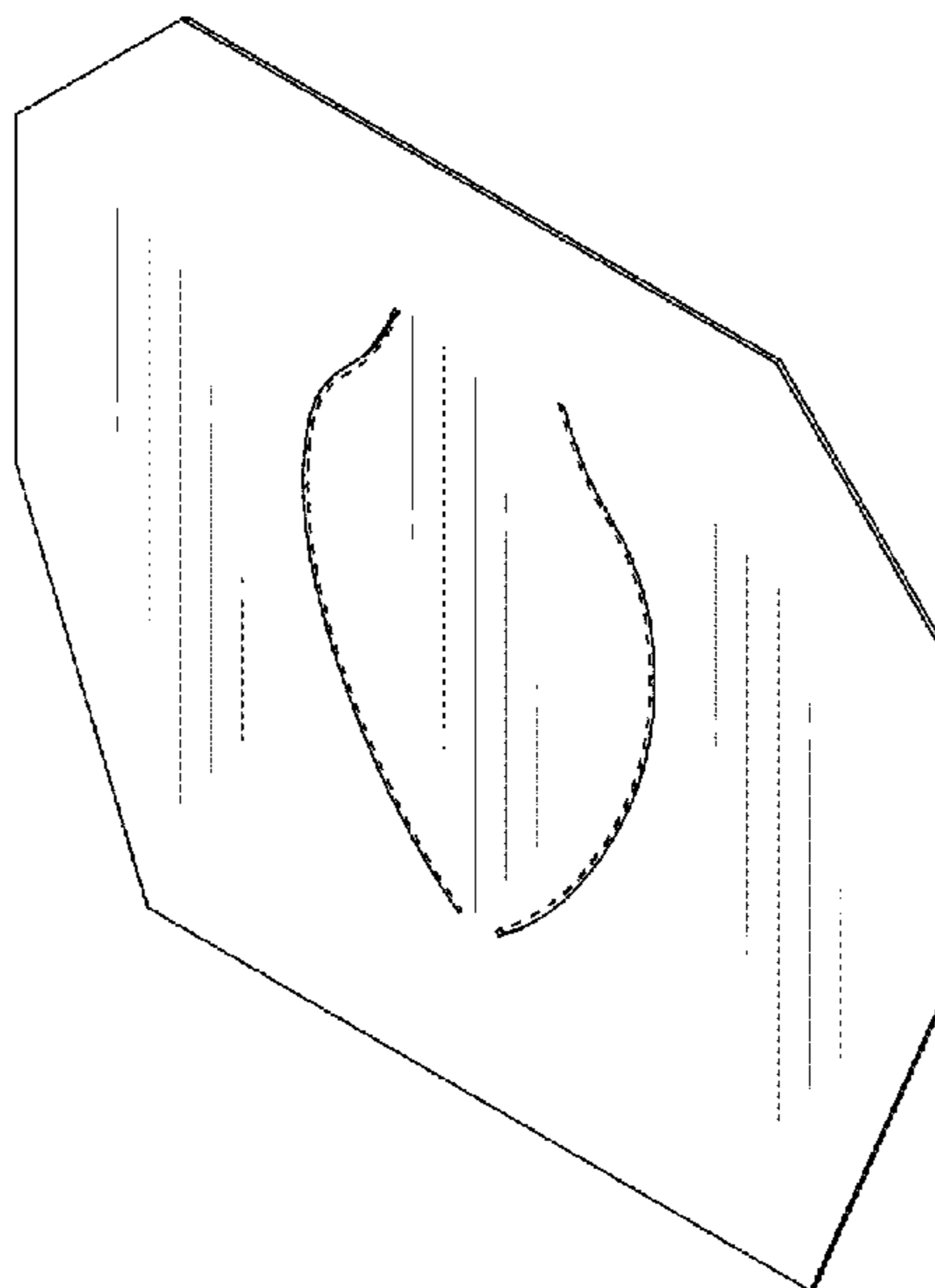
(57) **CLAIM**

The ornamental design for a toilet seat cover, as shown and described.

DESCRIPTION

FIG. 1 is a front perspective view of a toilet seat cover showing my new design;
FIG. 2 is a front elevational view thereof, the rear elevational view being a mirror image thereof;
FIG. 3 is a top plan view thereof, the bottom view being a mirror image thereof; and,
FIG. 4 is a right-side elevational view thereof, the left-side elevational view being a mirror image thereof.
The broken lines showing of central flap in FIGS. 1 and 3 are included for the purpose of showing environmental structure and form no part of the claimed design.

1 Claim, 4 Drawing Sheets



(56)

References Cited

U.S. PATENT DOCUMENTS

2007/0124854 A1* 6/2007 Spratt A47K 13/16
4/245.6
2020/0196811 A1* 6/2020 Ifionu A47K 11/105

* cited by examiner

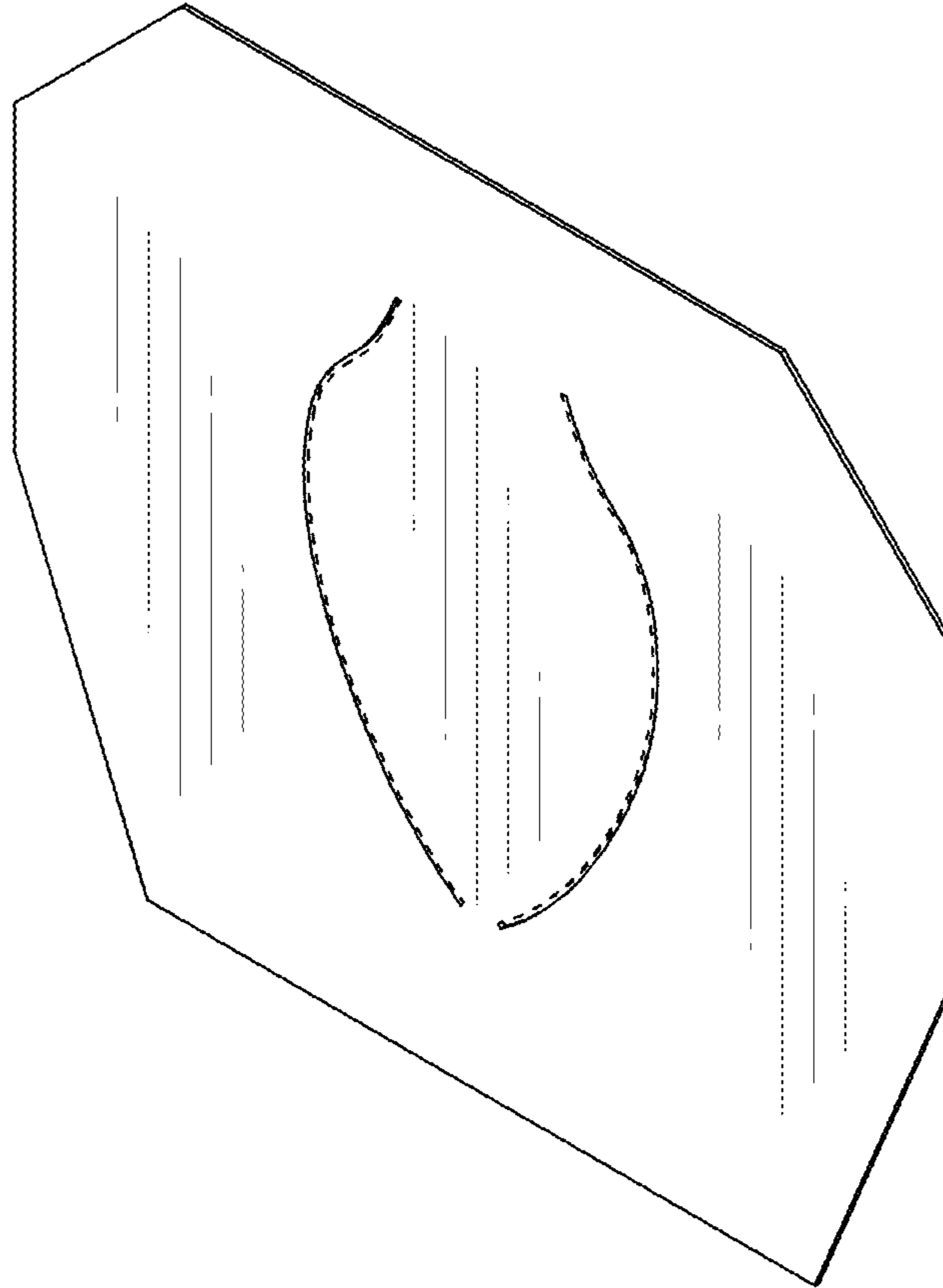


FIG. 1




FIG. 2

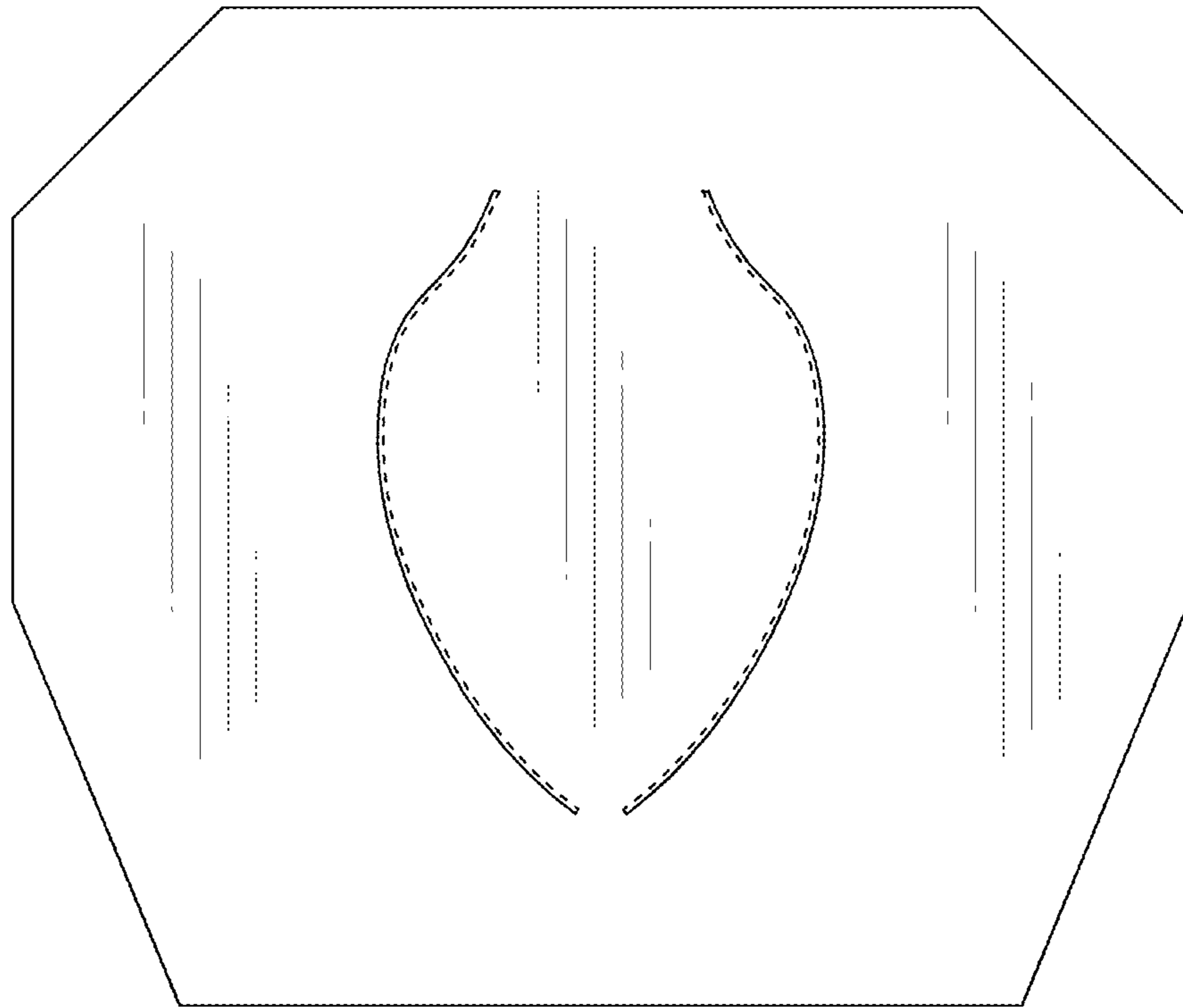


FIG. 3




FIG. 4