



US00D900259S

(12) **United States Design Patent**
Wolfe et al.

(10) **Patent No.:** **US D900,259 S**

(45) **Date of Patent:** **** Oct. 27, 2020**

(54) **WEDGE GOLF CLUB HEAD**

(71) Applicant: **Acushnet Company**, Fairhaven, MA
(US)

(72) Inventors: **Kevin Wolfe**, Fallbrook, CA (US);
Kevin Tassistro, San Marcos, CA (US)

(73) Assignee: **Acushnet Company**, Fairhaven, MA
(US)

(**) Term: **15 Years**

(21) Appl. No.: **29/687,986**

(22) Filed: **Apr. 17, 2019**

(51) **LOC (12) Cl.** **21-02**

(52) **U.S. Cl.**
USPC **D21/747**

(58) **Field of Classification Search**
USPC D21/747-751, 759
CPC A63B 53/00; A63B 53/02; A63B 53/04;
A63B 53/047; A63B 53/0475; A63B
2053/047; A63B 2053/0483; A63B
2053/0445; A63B 60/00; A63B 60/46
See application file for complete search history.

(56) **References Cited**

U.S. PATENT DOCUMENTS

D449,866 S *	10/2001	Miller	D21/747
D473,606 S *	4/2003	Mickelson	A63B 53/047 D21/747
D476,048 S *	6/2003	Cleveland	D21/747
D487,127 S *	2/2004	Madore	D21/747
D488,203 S *	4/2004	Madore	D21/759
D491,241 S *	6/2004	Long	D21/747
D516,152 S *	2/2006	Madore	D21/759

D516,650 S *	3/2006	Wolfe	D21/747
D533,610 S *	12/2006	Cleveland	D21/747
D571,421 S *	6/2008	Clausen	D21/747
D577,399 S *	9/2008	Oldknow	D21/759
D589,107 S *	3/2009	Oldknow	D21/759
D659,780 S *	5/2012	Llewellyn	D21/747
D763,375 S *	8/2016	Chun	D21/747
D773,574 S *	12/2016	Oliveiro	D21/747
D805,146 S *	12/2017	Clarke	D21/747
D832,952 S *	11/2018	Milleman	D21/747
D835,735 S *	12/2018	Chun	D21/747
D835,736 S *	12/2018	Chun	D21/747
D857,820 S *	8/2019	Marukawa	D21/747
D858,667 S *	9/2019	Marukawa	D21/747
D860,358 S *	9/2019	Stokke	D21/747
D861,095 S *	9/2019	Wolfe	D21/759
D886,927 S *	6/2020	Milleman	D21/747

* cited by examiner

Primary Examiner — Mitchell I. Siegel

(74) *Attorney, Agent, or Firm* — Randy K. Chang

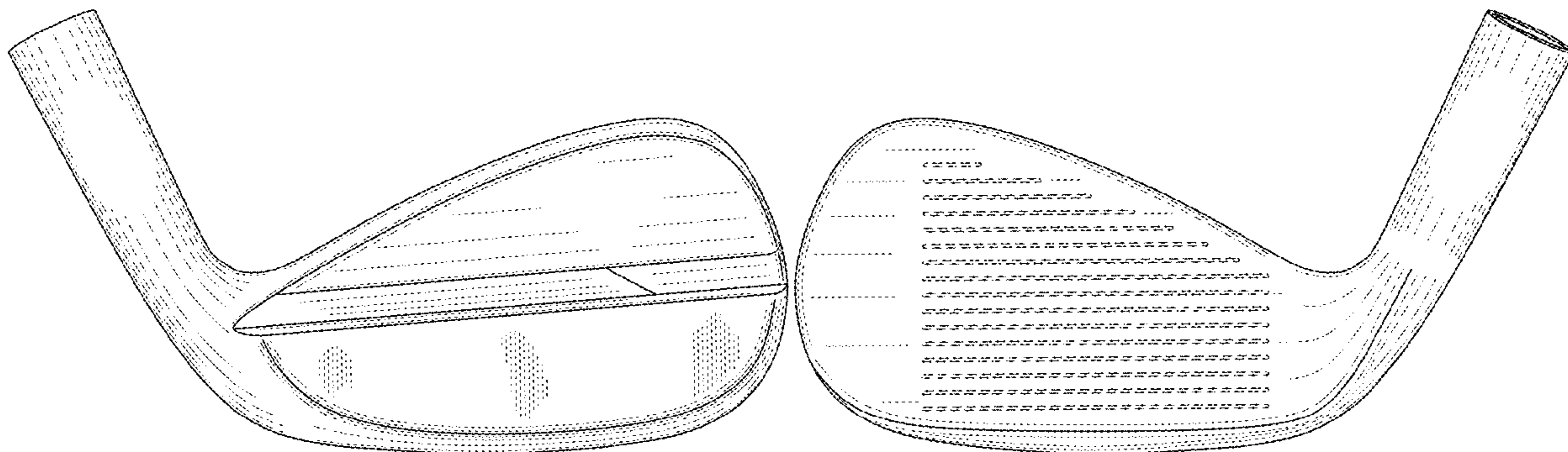
(57) **CLAIM**

The ornamental design for wedge golf club head, as shown and described.

DESCRIPTION

FIG. 1 is a perspective rear view of a wedge golf club head showing our design;
FIG. 2 is a rear elevational view thereof;
FIG. 3 is a front elevation view thereof;
FIG. 4 is a toe end view thereof;
FIG. 5 is a heel end view thereof;
FIG. 6 is a top plan view thereof; and,
FIG. 7 is a bottom plan view thereof.
The broken lines show portions of the wedge golf club head that form no part of the claimed design.

1 Claim, 3 Drawing Sheets



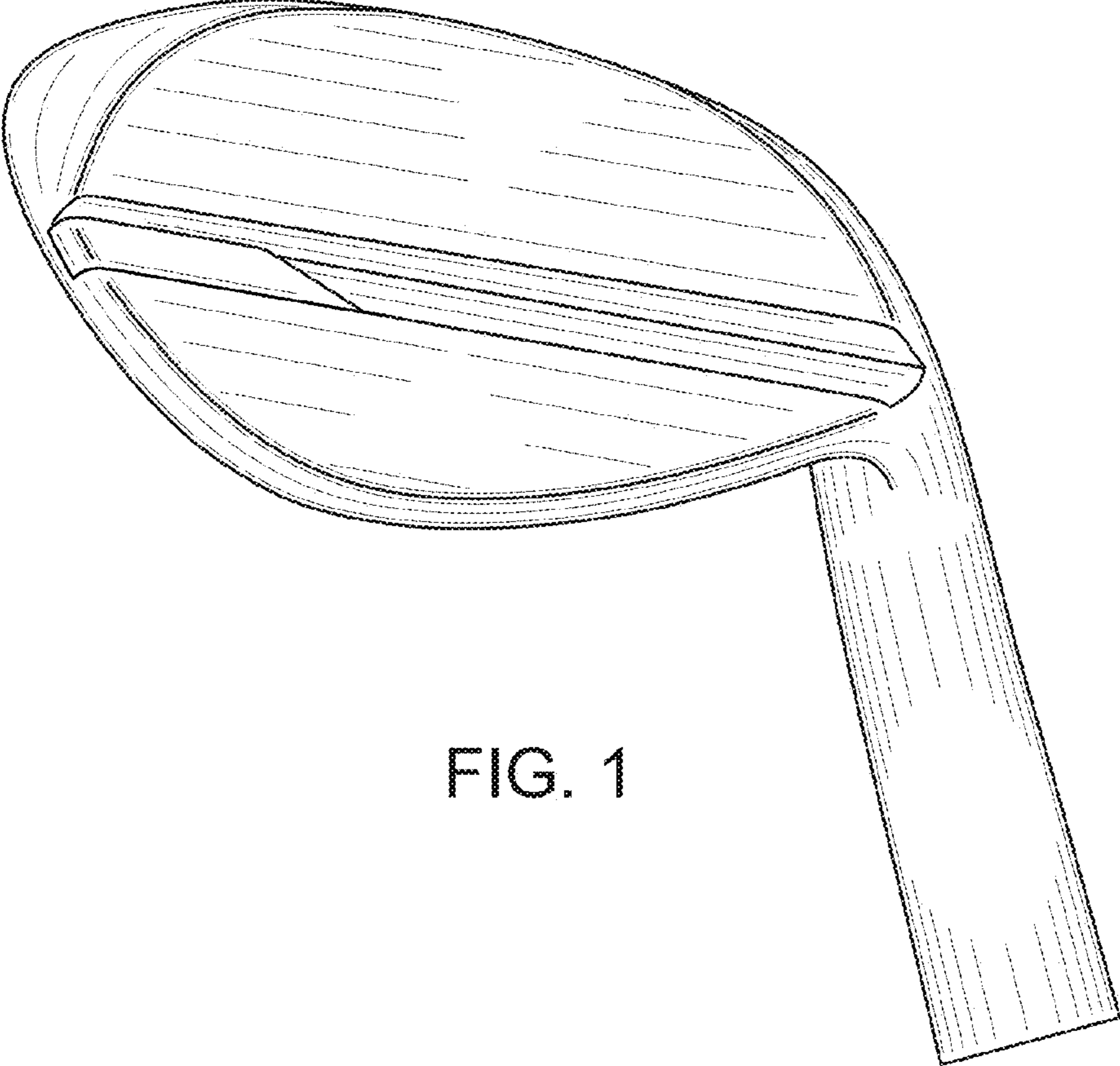


FIG. 1

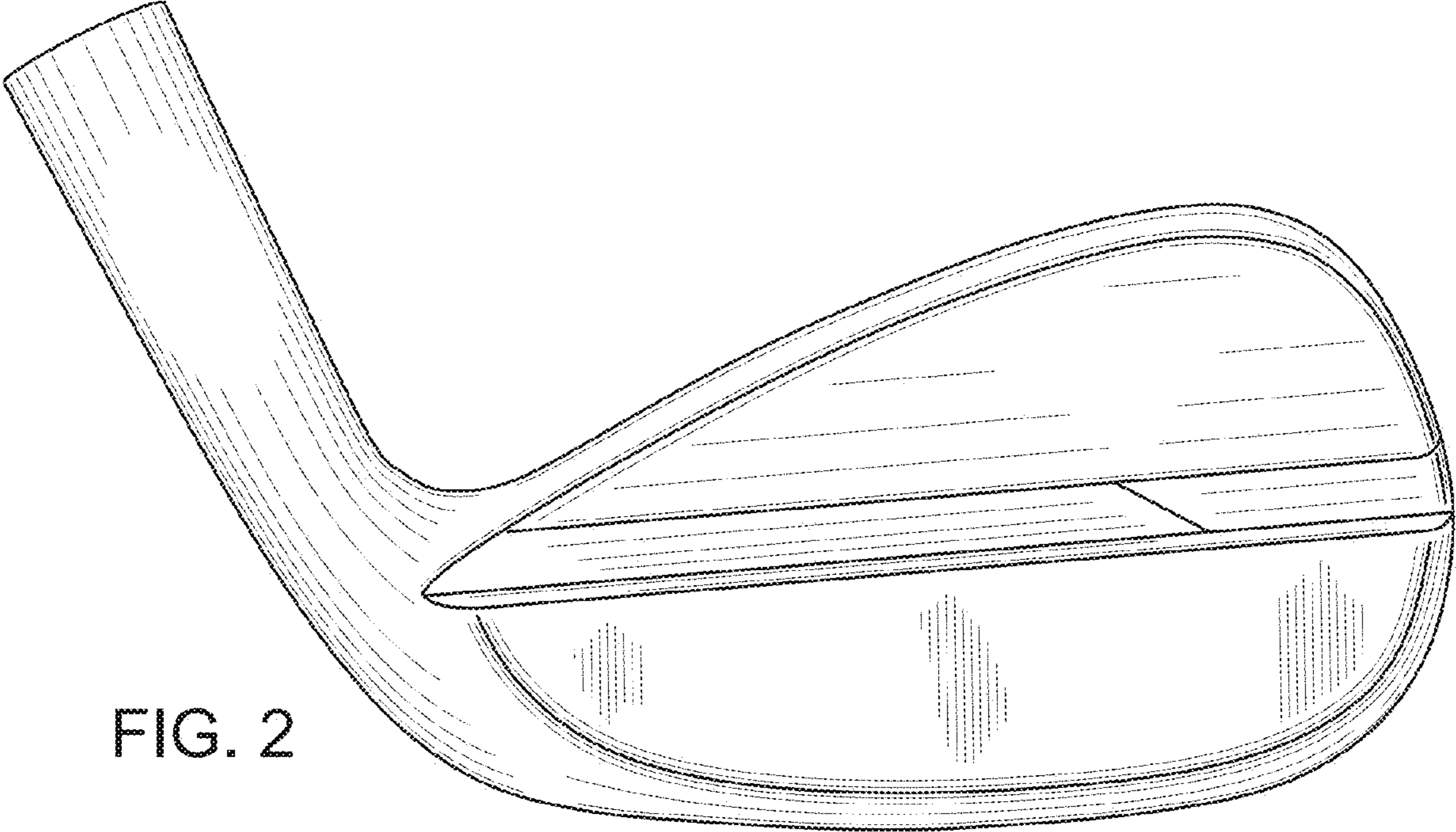


FIG. 2

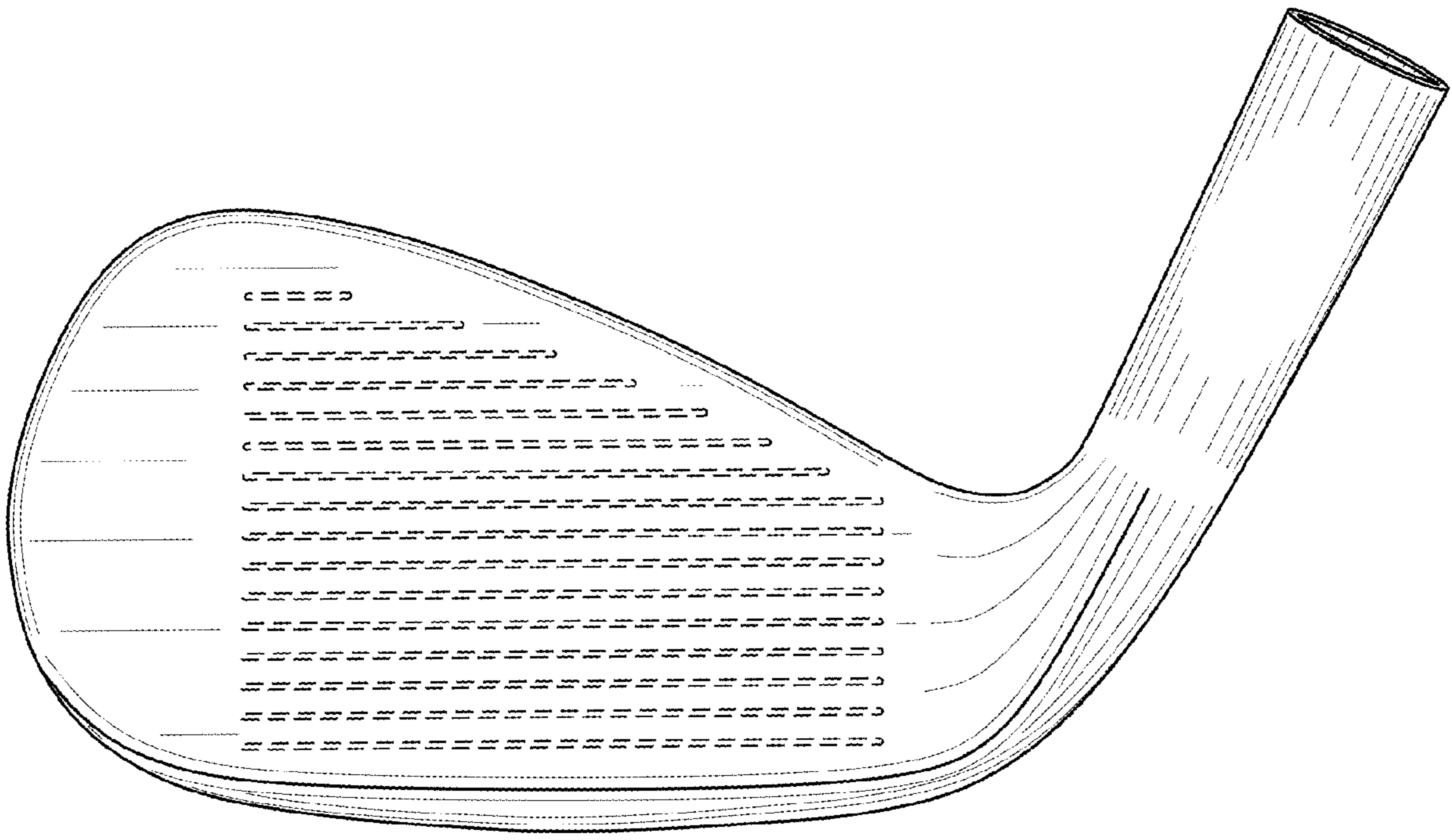


FIG. 3

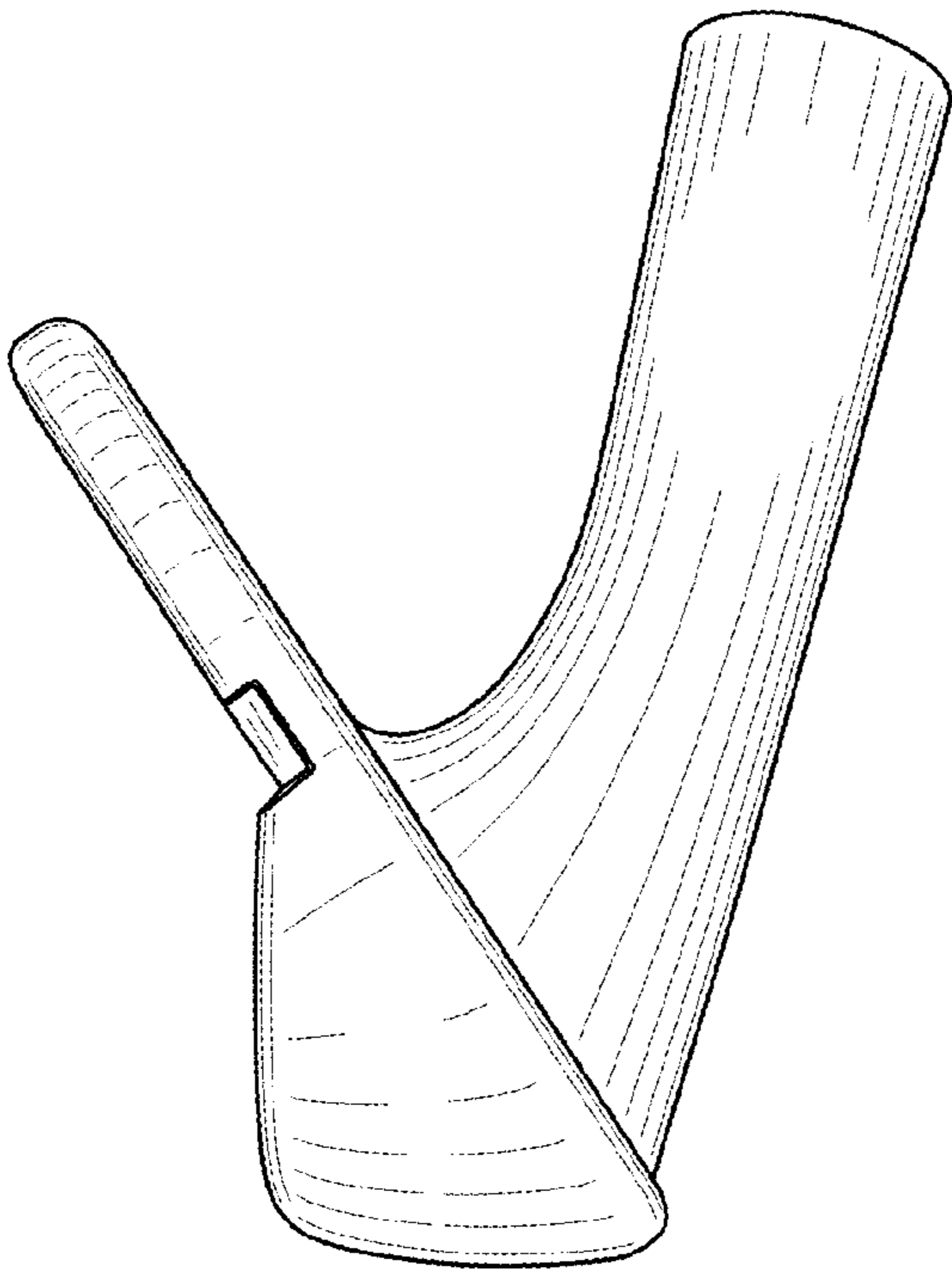


FIG. 4

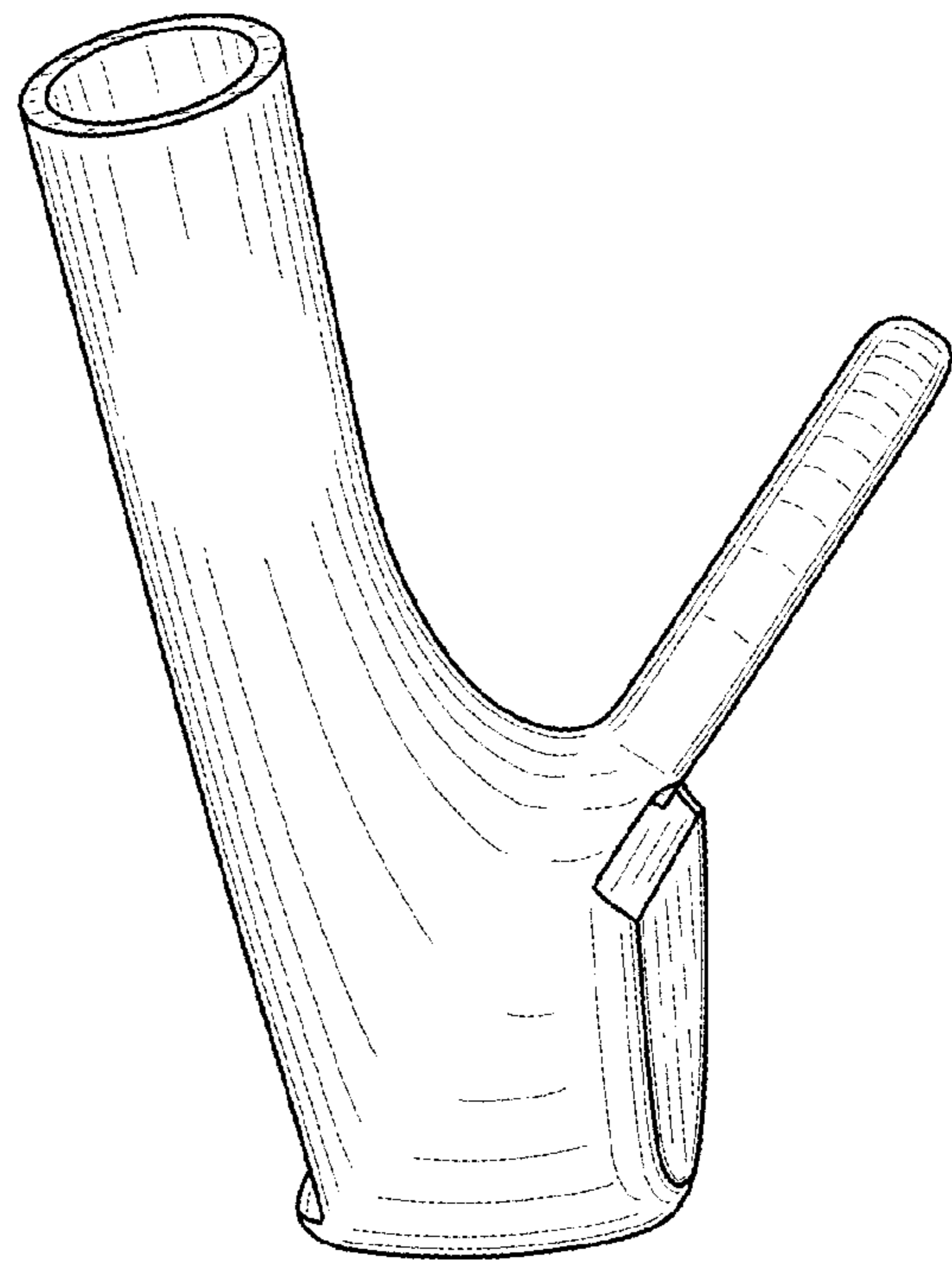


FIG. 5

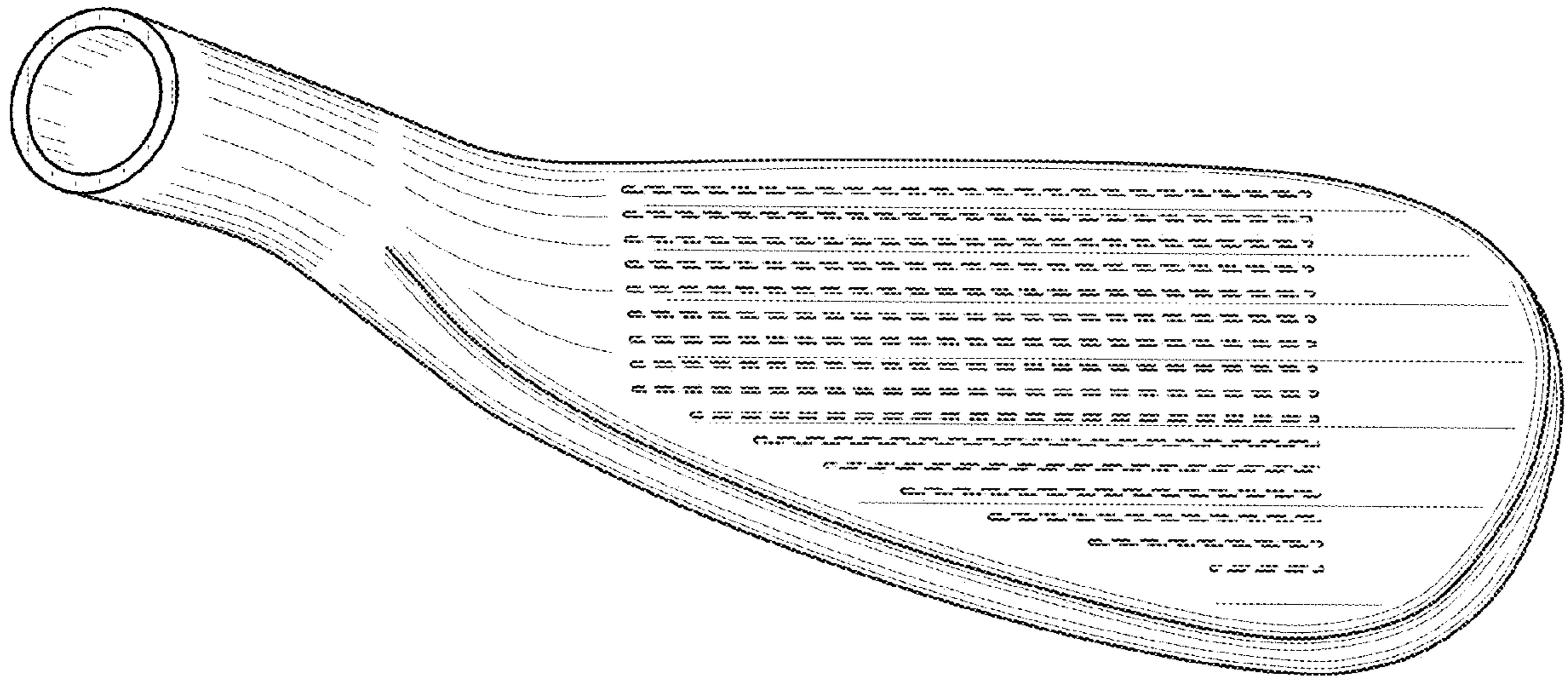


FIG. 6

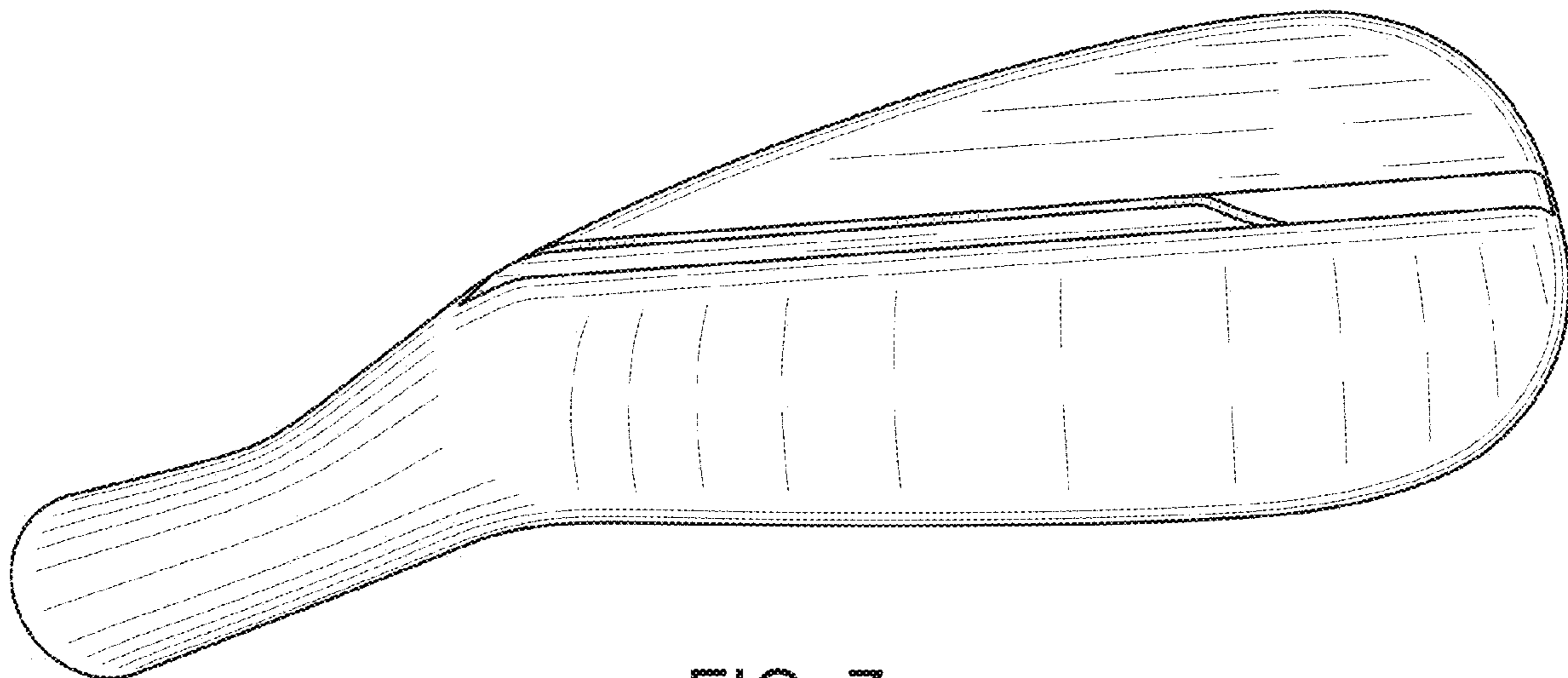


FIG. 7