



US00D900240S

(12) **United States Design Patent**
Van Houten et al.

(10) **Patent No.:** **US D900,240 S**
(45) **Date of Patent:** **** Oct. 27, 2020**

- (54) **SCOOTER**
- (71) Applicant: **Lyft, Inc.**, San Francisco, CA (US)
- (72) Inventors: **Lucas Jon Van Houten**, San Francisco, CA (US); **Rochus Emanuel Jacob**, San Francisco, CA (US); **Gregoire Ludovic Vincent Vandebussche**, San Francisco, CA (US); **Daniel Lami Goldstein**, Berkeley, CA (US); **Peter Rex Luedtke**, Brooklyn, NY (US); **Conrad Xavier Murphy**, San Francisco, CA (US)
- (73) Assignee: **Lyft, Inc.**, San Francisco, CA (US)
- (**) Term: **15 Years**
- (21) Appl. No.: **29/706,682**
- (22) Filed: **Sep. 23, 2019**
- (51) **LOC (12) Cl.** **21-01**
- (52) **U.S. Cl.**
USPC **D21/423**
- (58) **Field of Classification Search**
USPC D21/419, 421, 423, 432, 760, 763, 765, D21/771; D12/1, 110
CPC B62K 3/002; B62K 9/00; B62K 2202/00; B62K 15/00; B60Y 2200/126
See application file for complete search history.

(56) **References Cited**

U.S. PATENT DOCUMENTS

- 3,212,791 A * 10/1965 Edwins B62K 11/06 280/275
- D457,197 S * 5/2002 Becker D21/423
- D458,563 S * 6/2002 Jones D12/110
- D459,763 S * 7/2002 Lanchais D21/423
- 6,450,516 B1 * 9/2002 Nall, III B62K 3/002 280/288.1
- 7,898,439 B2 3/2011 Bettez et al.

- 9,016,702 B2 * 4/2015 Huang A47C 1/126 280/87.041
- 9,076,136 B2 7/2015 Bettez et al.
- 9,269,236 B2 2/2016 Bettez et al.
- D755,899 S * 5/2016 Castrucci D21/423
- D774,961 S * 12/2016 Allen D12/110
- 9,598,128 B2 3/2017 Assénat et al.
- D797,199 S * 9/2017 Ratner D21/423
- D797,200 S * 9/2017 Ratner D21/423

(Continued)

OTHER PUBLICATIONS

U.S. Appl. No. 16/391,294, filed Apr. 22, 2019, Bromwich et al.
(Continued)

Primary Examiner — Cynthia M. Chin

(74) *Attorney, Agent, or Firm* — Haynes and Boone, LLP

(57) **CLAIM**

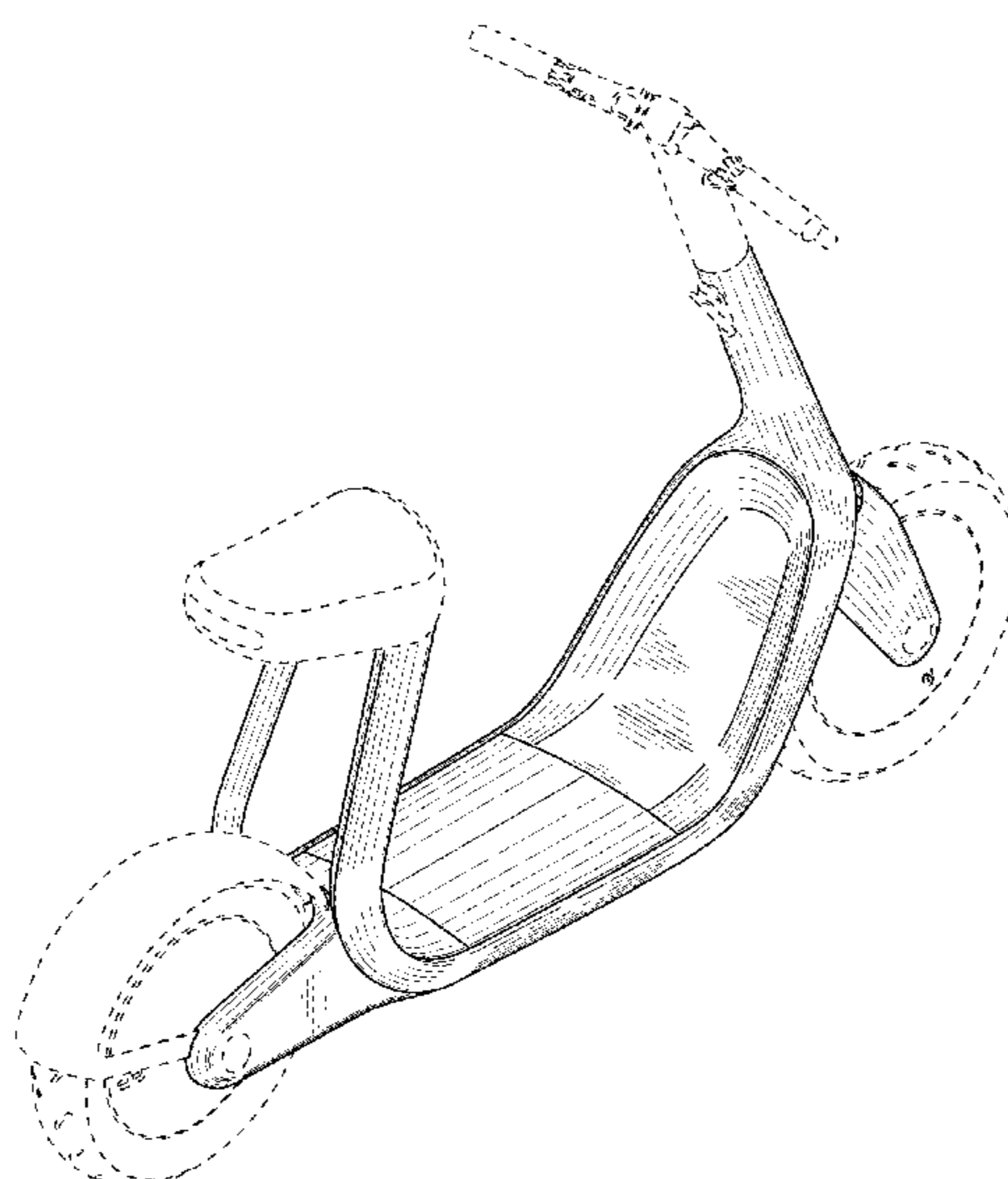
The ornamental design for a scooter, as shown and described.

DESCRIPTION

FIG. 1 is a top, rear, left side perspective view of a scooter showing our new design;
 FIG. 2 is a left side elevation view thereof;
 FIG. 3 is right side elevation view thereof;
 FIG. 4 is a top plan view thereof;
 FIG. 5 is a bottom plan view thereof;
 FIG. 6 is a front elevation view thereof;
 FIG. 7 is a rear elevation view thereof;
 FIG. 8 is a rear elevation view as seen along line 8-8 of FIG. 2; and,
 FIG. 9 is a front elevation view as seen along line 9-9 of FIG. 3.

The dash-dot broken lines adjacent to the shaded areas represent boundaries of the claimed design and form no part thereof. All other broken lines are for the purpose of illustrating portions of the article that form no part of the claim.

1 Claim, 6 Drawing Sheets



(56)

References Cited

U.S. PATENT DOCUMENTS

D798,959 S * 10/2017 Le D21/423
D803,948 S * 11/2017 Chis D21/423
D804,581 S * 12/2017 Schindele D21/423
D814,978 S * 4/2018 Niu D12/110
D815,991 S * 4/2018 Clyde D12/110
D830,911 S * 10/2018 Li D12/110
D832,931 S * 11/2018 Gudushauri D21/423
D846,031 S * 4/2019 Droge D21/423
2009/0240575 A1 9/2009 Bettez et al.
2011/0161141 A1 6/2011 Bettez et al.
2012/0013103 A1* 1/2012 Marion B62K 11/10
280/639
2015/0112478 A1 4/2015 Bettez et al.
2015/0152668 A1 6/2015 Assénat et al.
2017/0036722 A1 2/2017 Assénat et al.

2019/0127002 A1 5/2019 Bettez et al.
2019/0206009 A1 7/2019 Gibson et al.
2019/0382072 A1* 12/2019 Allen A63C 17/265

OTHER PUBLICATIONS

U.S. Appl. No. 16/448,660, filed Jun. 21, 2019, Lambert et al.
U.S. Appl. No. 16/578,995, filed Sep. 23, 2019, Vandebussche et al.
U.S. Appl. No. 16/579,530, filed Sep. 23, 2019, Van Houten et al.
U.S. Appl. No. 16/579,556, filed Sep. 23, 2019, Van Houten et al.
U.S. Appl. No. 16/579,627, filed Sep. 23, 2019, Vandebussche et al.
U.S. Appl. No. 29/706,673, filed Sep. 23, 2019, Van Houten et al.
U.S. Appl. No. 29/706,676, filed Sep. 23, 2019, Van Houten et al.
U.S. Appl. No. 29/706,678, filed Sep. 23, 2019, Van Houten et al.
[No. Author Listed], And then there was Two. Bird Two. Bird Rides, Inc., 8 pages, URL: <https://two.bird.co>, Admitted Prior Art (undated).

* cited by examiner

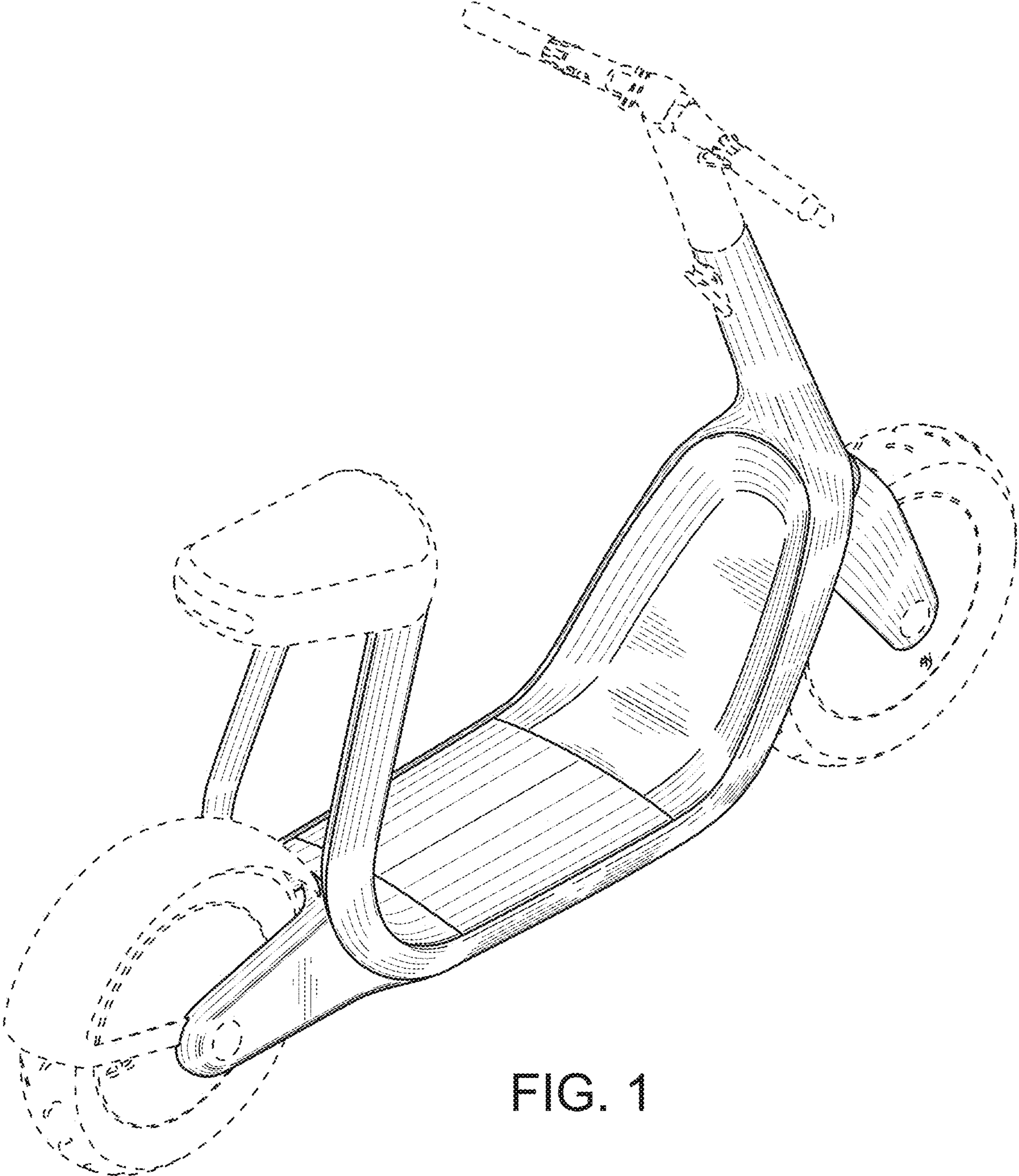


FIG. 1

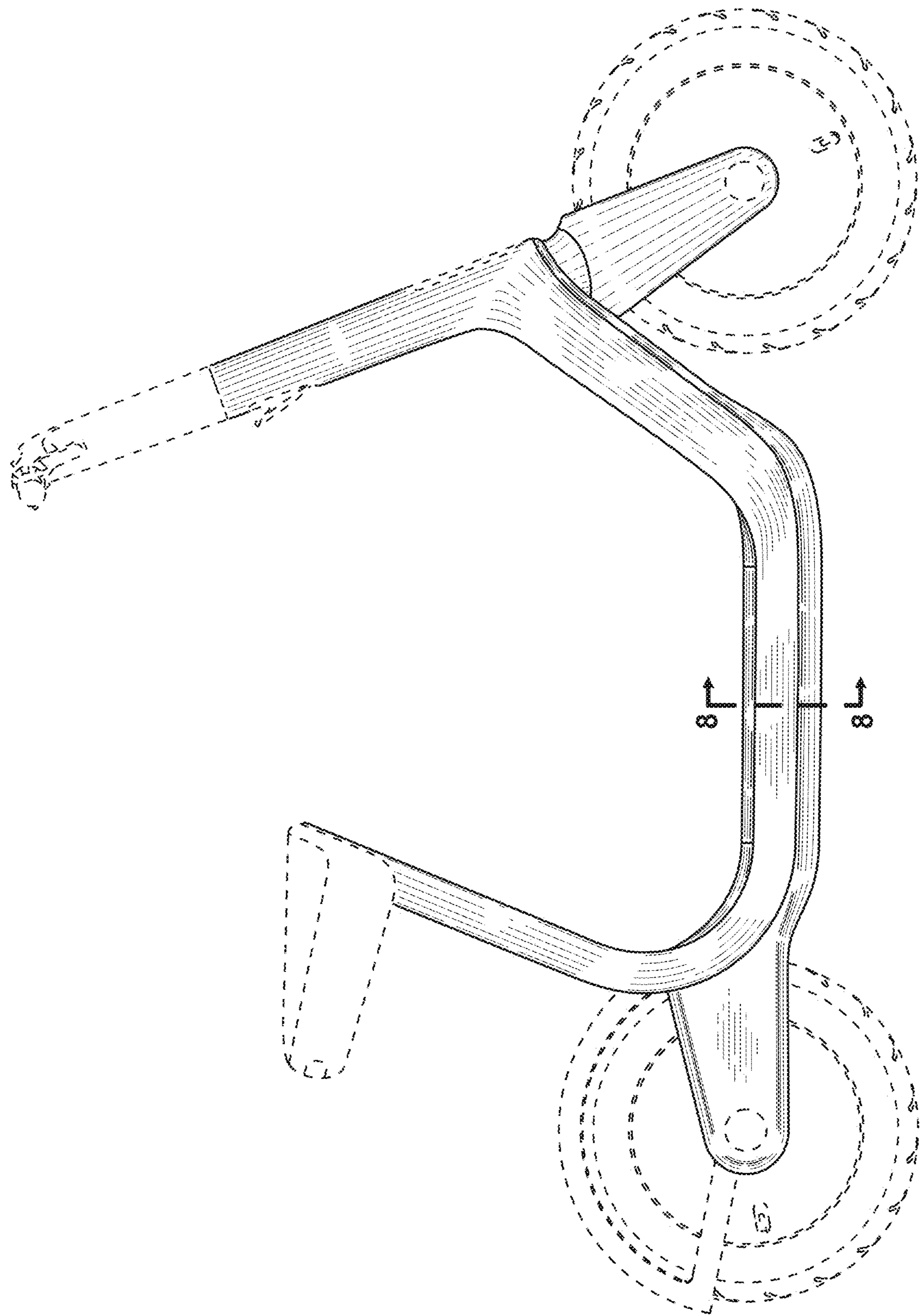


FIG. 2

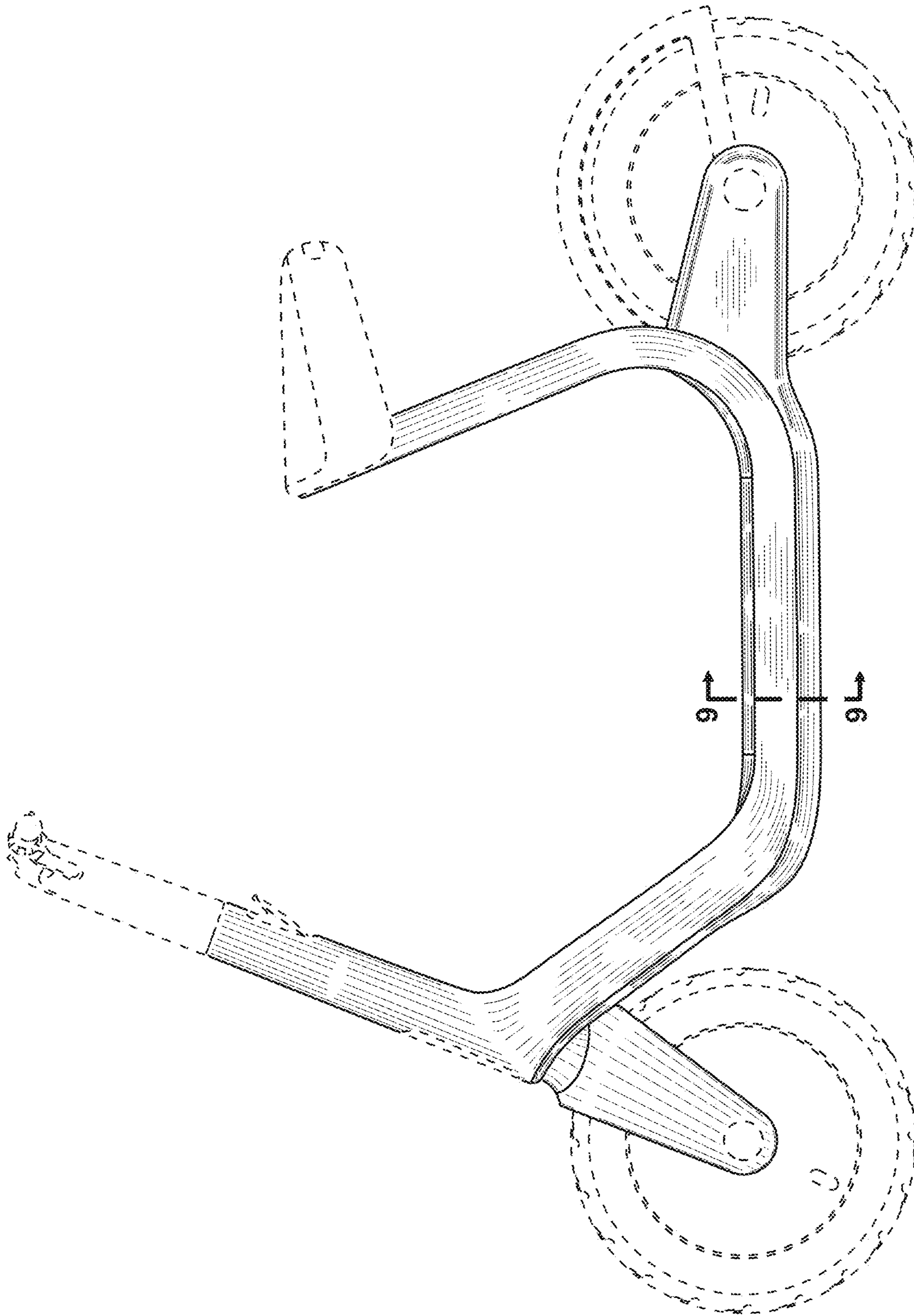


FIG. 3

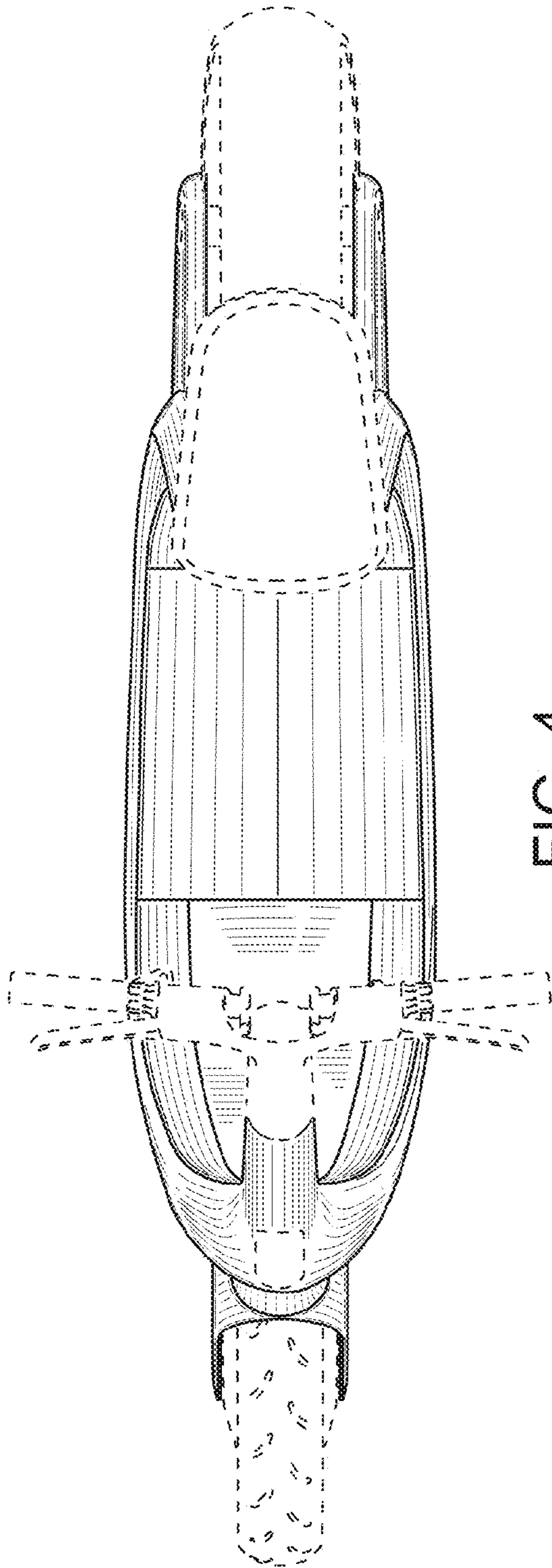


FIG. 4

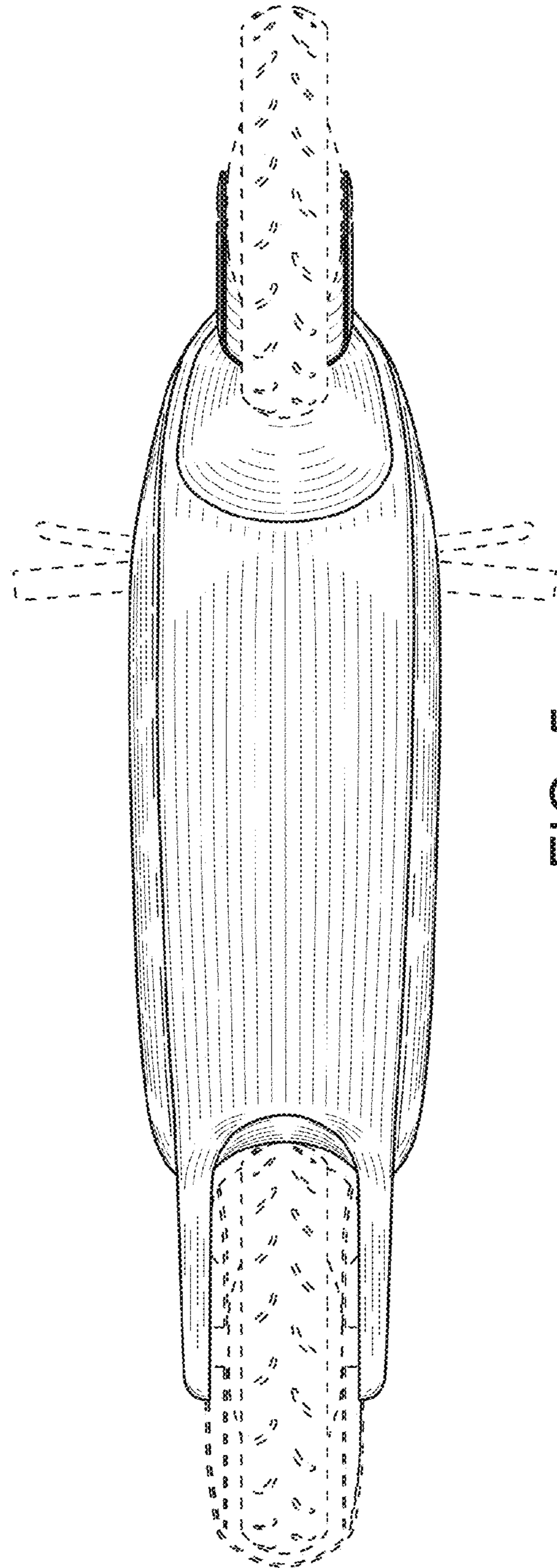


FIG. 5

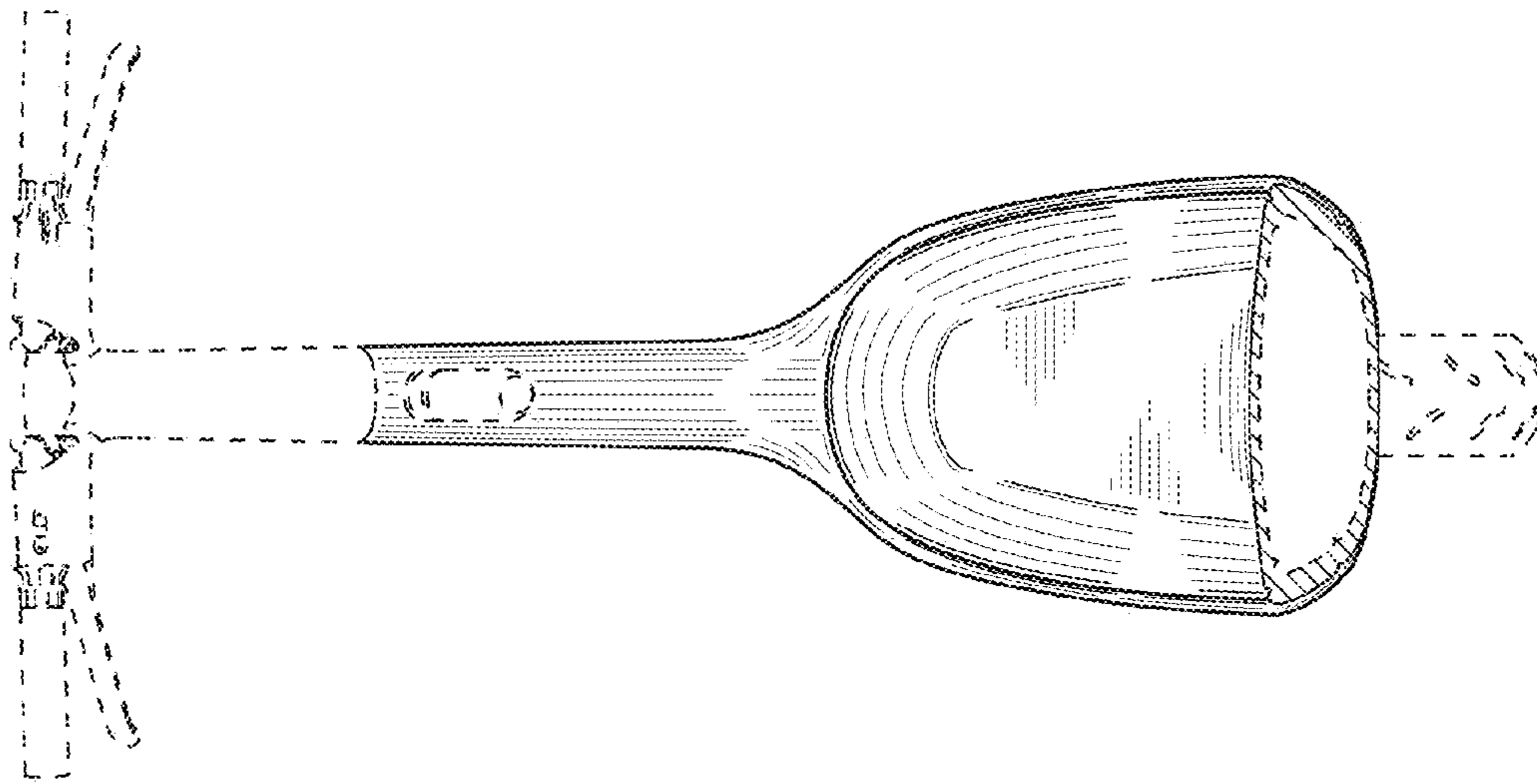


FIG. 6

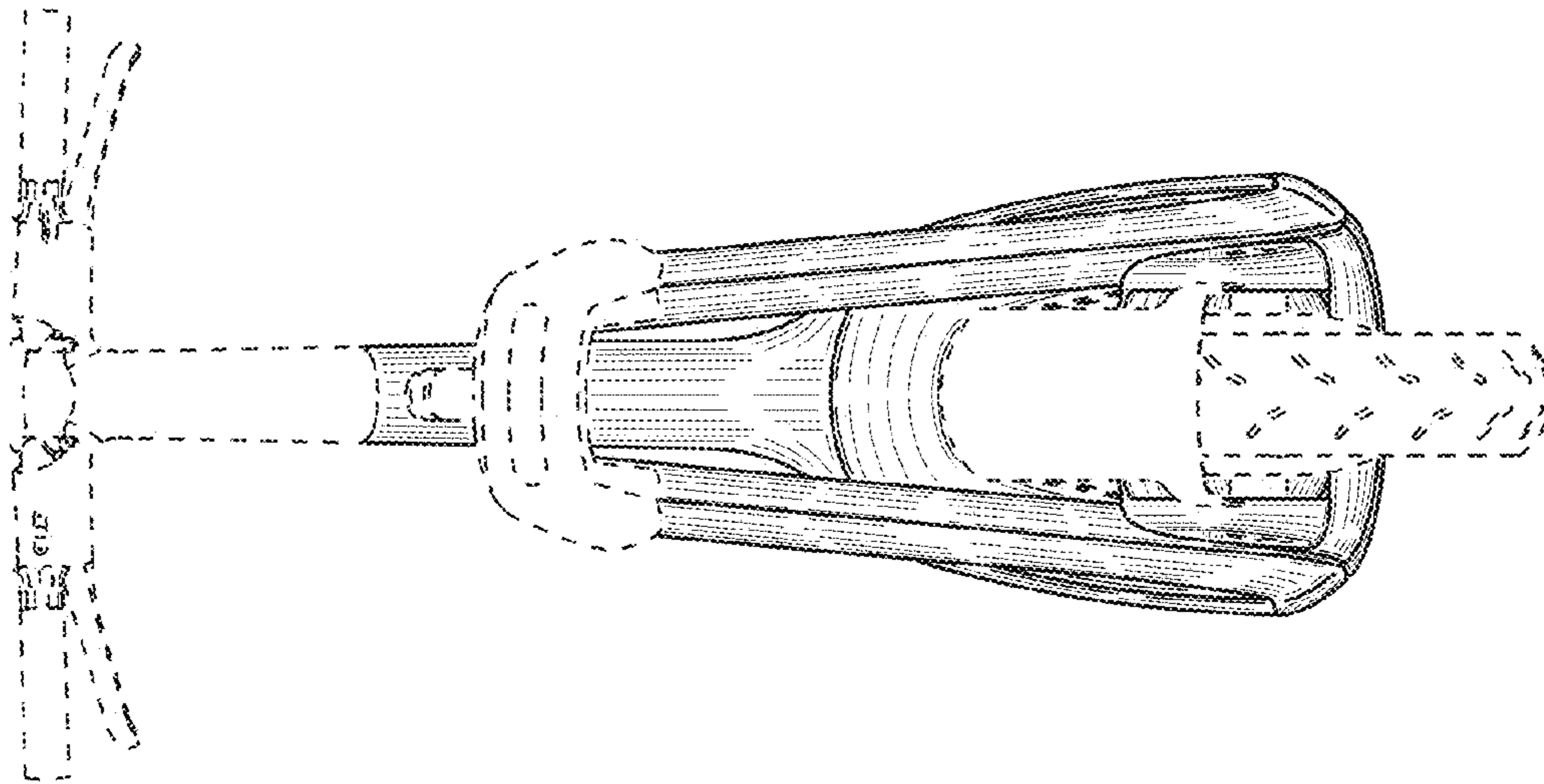


FIG. 7

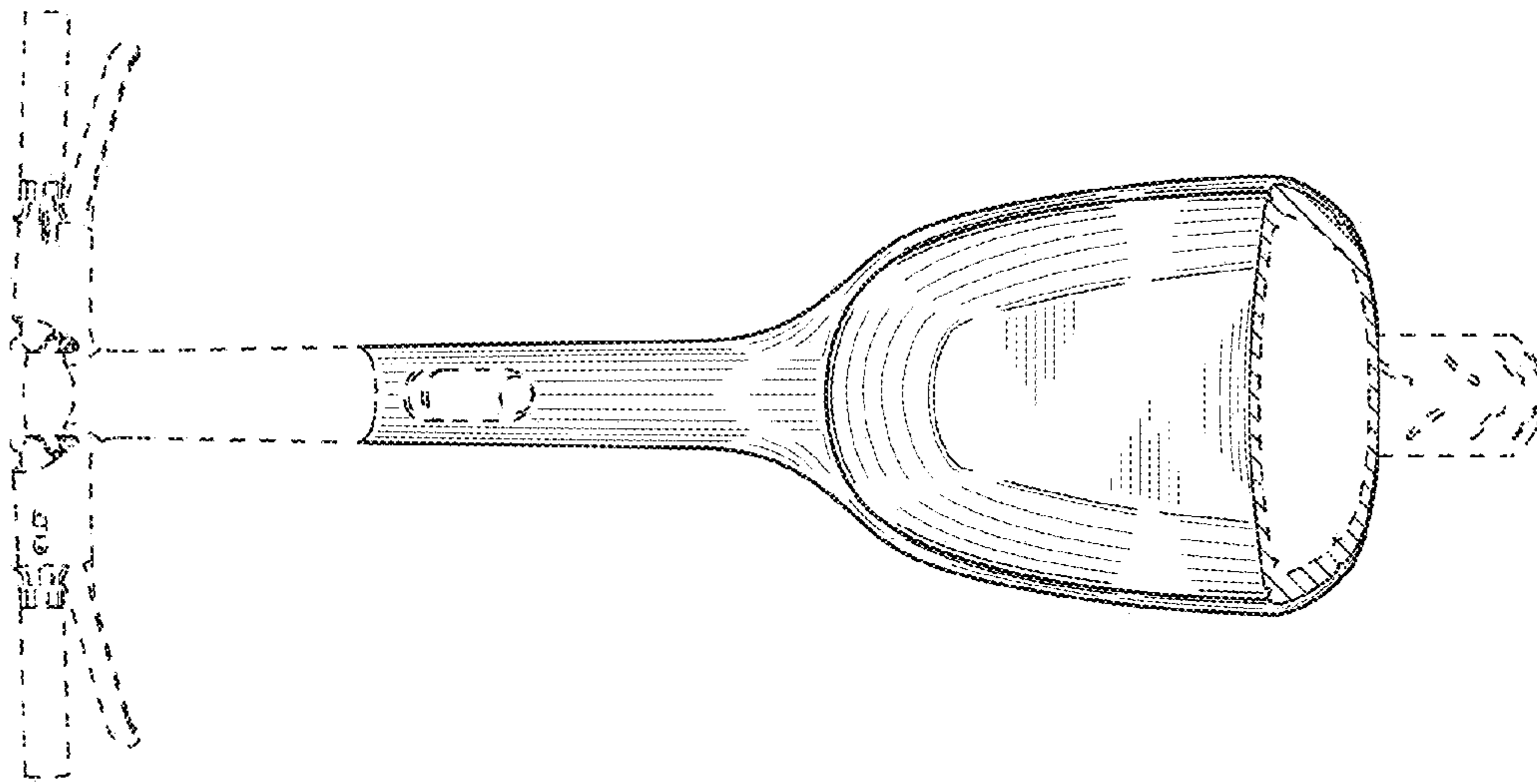


FIG. 8

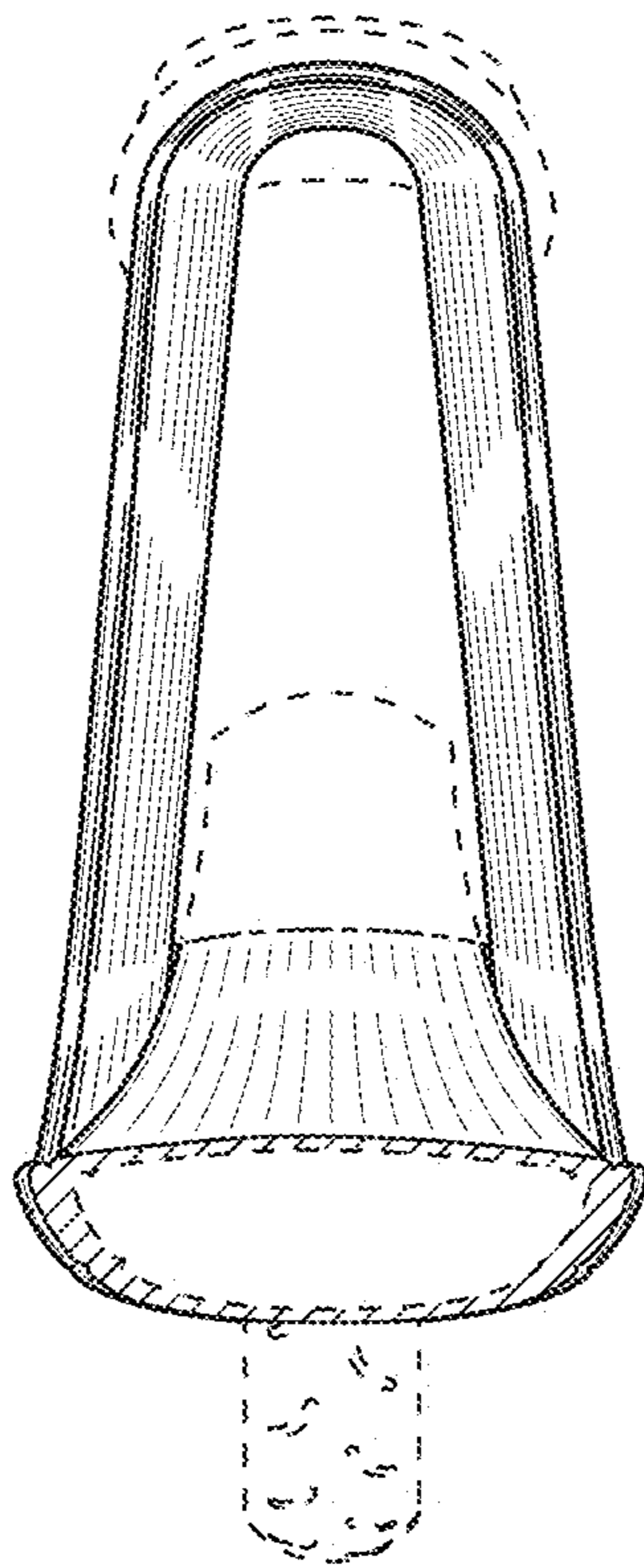


FIG. 9