



US00D900238S

(12) **United States Design Patent** (10) **Patent No.:** **US D900,238 S**
Van Houten et al. (45) **Date of Patent:** **** Oct. 27, 2020**

(54) **SCOOTER**
(71) Applicant: **Lyft, Inc.**, San Francisco, CA (US)
(72) Inventors: **Lucas Jon Van Houten**, San Francisco, CA (US); **Gregoire Ludovic Vincent Vandebussche**, San Francisco, CA (US); **Daniel Lami Goldstein**, Berkeley, CA (US); **Rochus Emanuel Jacob**, San Francisco, CA (US); **Peter Rex Luedtke**, Brooklyn, NY (US); **Conrad Xavier Murphy**, San Francisco, CA (US)

7,898,439 B2 3/2011 Bettez et al.
9,016,702 B2* 4/2015 Huang A47C 1/126
280/87.041
9,076,136 B2 7/2015 Bettez et al.
9,269,236 B2 2/2016 Bettez et al.
D755,899 S * 5/2016 Castrucci D21/423
D774,961 S * 12/2016 Allen D12/110
9,598,128 B2 3/2017 Assénat et al.
D797,199 S * 9/2017 Ratner D21/423
D797,200 S * 9/2017 Ratner D21/423
D798,959 S * 10/2017 Le D21/423
D803,948 S * 11/2017 Chis D21/423
D804,581 S * 12/2017 Schindele D21/423

(Continued)

(73) Assignee: **Lyft, Inc.**, San Francisco, CA (US)
(**) Term: **15 Years**

(21) Appl. No.: **29/706,676**

(22) Filed: **Sep. 23, 2019**

(51) **LOC (12) Cl.** **21-01**

(52) **U.S. Cl.**
USPC **D21/423**

(58) **Field of Classification Search**
USPC D21/419, 421, 423, 432, 760, 763, 765,
D21/771; D12/1, 110
CPC B62K 3/002; B62K 9/00; B62K 2202/00;
B62K 15/00; B62K 2015/001; B62K
2015/003; B60Y 2200/126
See application file for complete search history.

(56) **References Cited**

U.S. PATENT DOCUMENTS

3,212,791 A * 10/1965 Edwins B62K 11/06
280/275
D457,197 S * 5/2002 Becker D21/423
D458,563 S * 6/2002 Jones D12/110
D459,763 S * 7/2002 Lanchais D21/423
6,450,516 B1 * 9/2002 Nall B62K 3/002
280/288.1

OTHER PUBLICATIONS

U.S. Appl. No. 16/391,294, filed Apr. 22, 2019, Bromwich et al.
(Continued)

Primary Examiner — Cynthia M. Chin

(74) *Attorney, Agent, or Firm* — Haynes and Boone, LLP

(57) **CLAIM**

The ornamental design for a scooter, as shown and described.

DESCRIPTION

FIG. 1 is a top, rear, left side perspective view of a scooter showing our new design;

FIG. 2 is a left side elevation view thereof;

FIG. 3 is right side elevation view thereof;

FIG. 4 is a bottom plan view thereof;

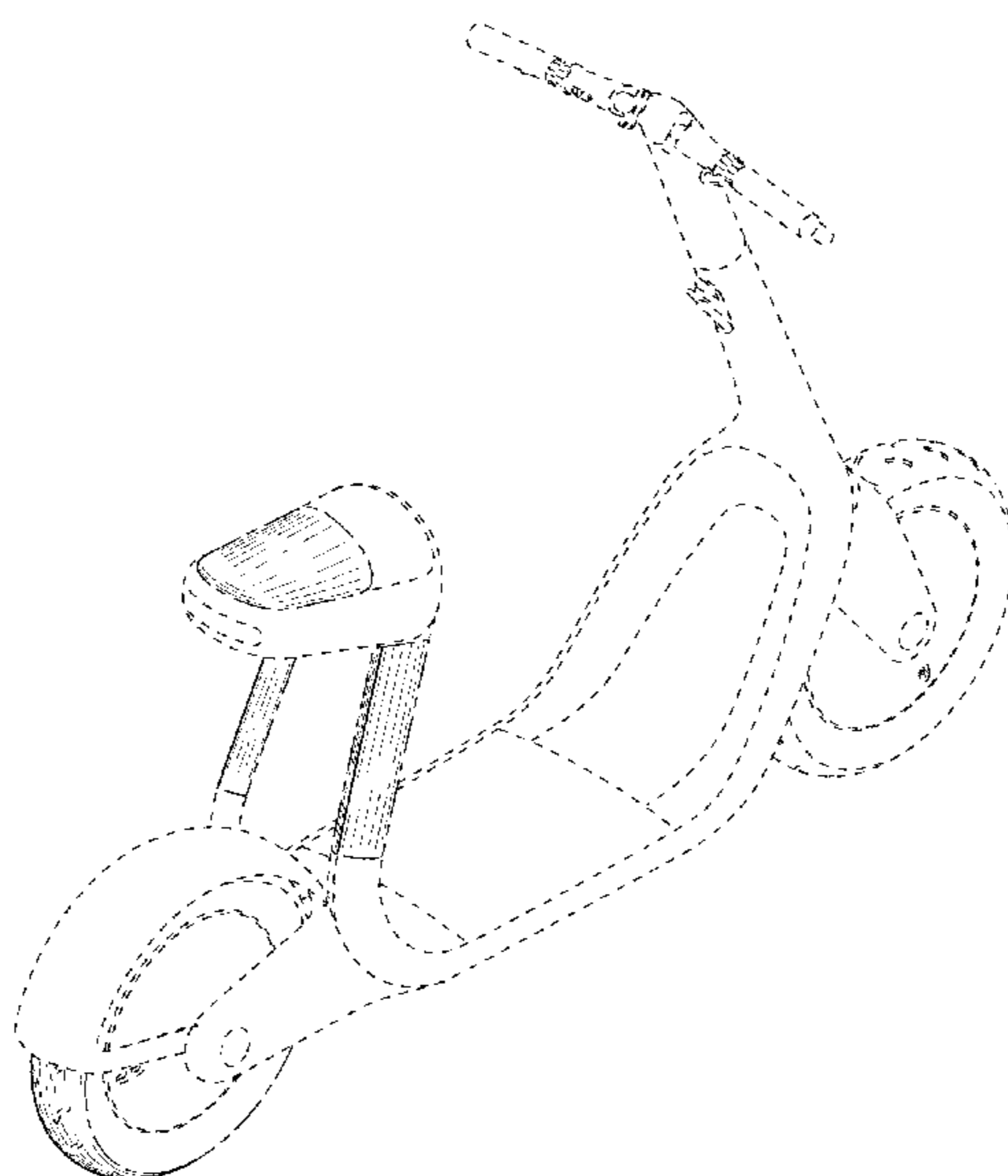
FIG. 5 is a top plan view thereof;

FIG. 6 is a front elevation view thereof; and,

FIG. 7 is a rear elevation view thereof.

The dash-dot broken lines adjacent to the shaded areas represent boundaries of the claimed design and form no part thereof. All other broken lines are for the purpose of illustrating portions of the article that form no part of the claim.

1 Claim, 5 Drawing Sheets



(56)

References Cited

U.S. PATENT DOCUMENTS

D814,978	S *	4/2018	Niu	D12/110
D815,991	S *	4/2018	Clyde	D12/110
D830,911	S *	10/2018	Li	D12/110
D832,931	S *	11/2018	Gudushauri	D21/423
D846,031	S *	4/2019	Droge	D21/423
2009/0240575	A1	9/2009	Bettez et al.	
2011/0161141	A1	6/2011	Bettez et al.	
2012/0013103	A1*	1/2012	Marion	B62K 11/10 280/639
2015/0112478	A1	4/2015	Bettez et al.	
2015/0152668	A1	6/2015	Assénat et al.	
2017/0036722	A1	2/2017	Assénat et al.	
2019/0127002	A1	5/2019	Bettez et al.	
2019/0206009	A1	7/2019	Gibson et al.	
2019/0382072	A1*	12/2019	Allen	A63C 17/265

OTHER PUBLICATIONS

U.S. Appl. No. 16/448,660, filed Jun. 21, 2019, Lambert et al.
 U.S. Appl. No. 16/578,995, filed Sep. 23, 2019, Vandenbussche et al.
 U.S. Appl. No. 16/579,530, filed Sep. 23, 2019, Van Houten et al.
 U.S. Appl. No. 16/579,556, filed Sep. 23, 2019, Van Houten et al.
 U.S. Appl. No. 16/579,627, filed Sep. 23, 2019, Vandenbussche et al.
 U.S. Appl. No. 29/706,673, filed Sep. 23, 2019, Van Houten et al.
 U.S. Appl. No. 29/706,678, filed Sep. 23, 2019, Van Houten et al.
 U.S. Appl. No. 29/706,682, filed Sep. 23, 2019, Van Houten et al.
 [No Author Listed], And then there was Two. Bird Two. Bird Rides, Inc., 8 pages, URL: <https://two.bird.co>, Admitted Prior Art (undated).

* cited by examiner

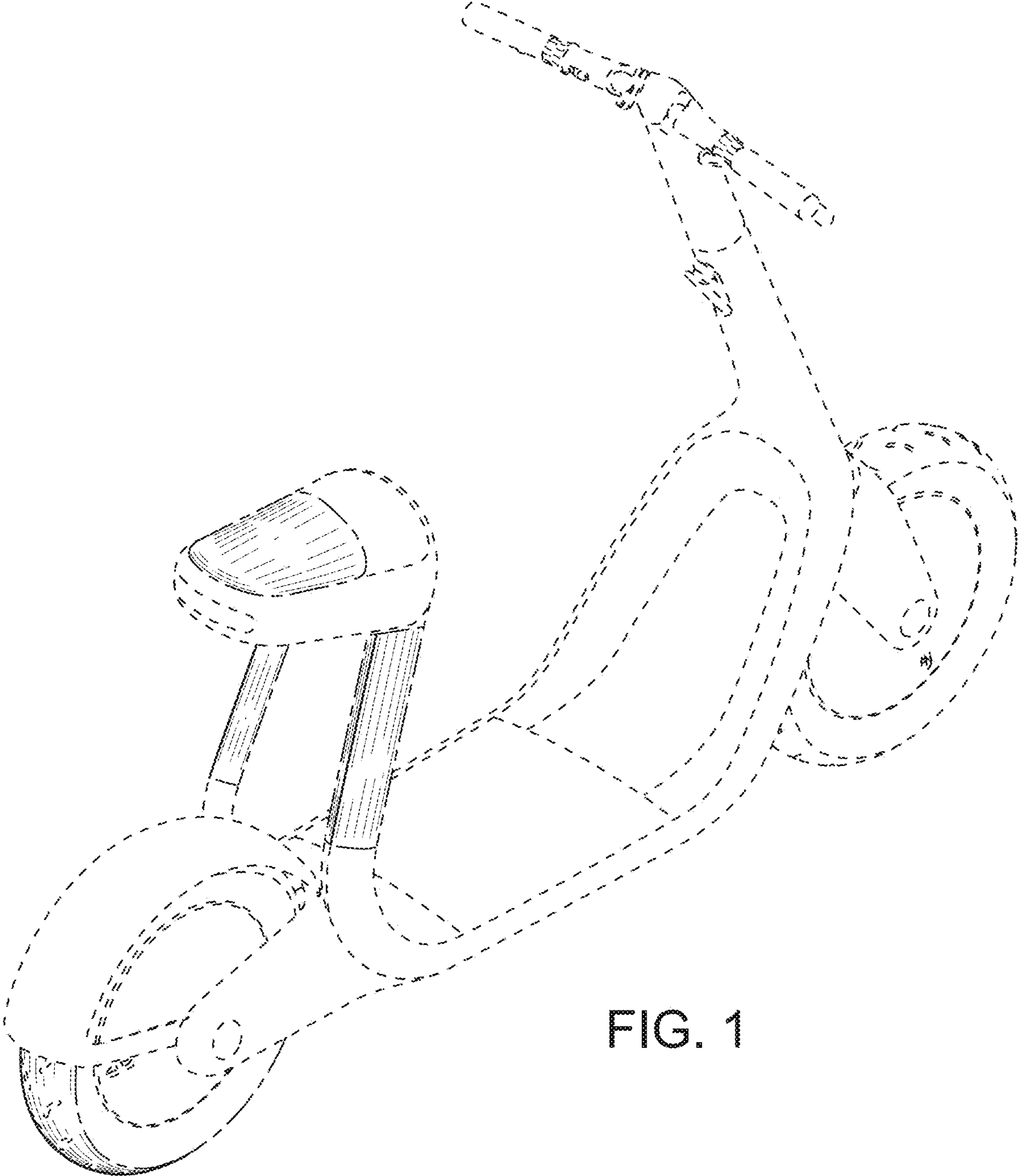


FIG. 1

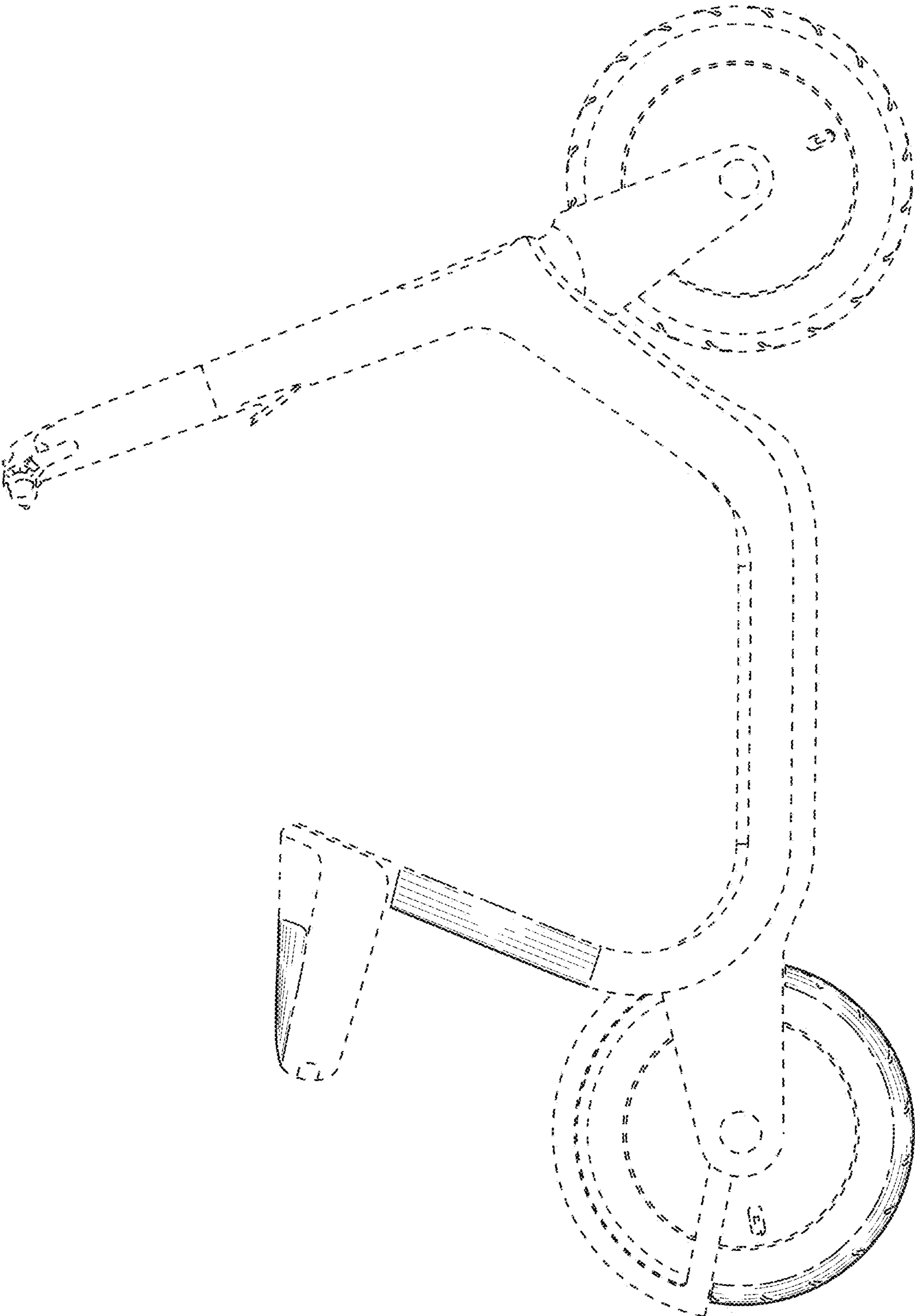


FIG. 2

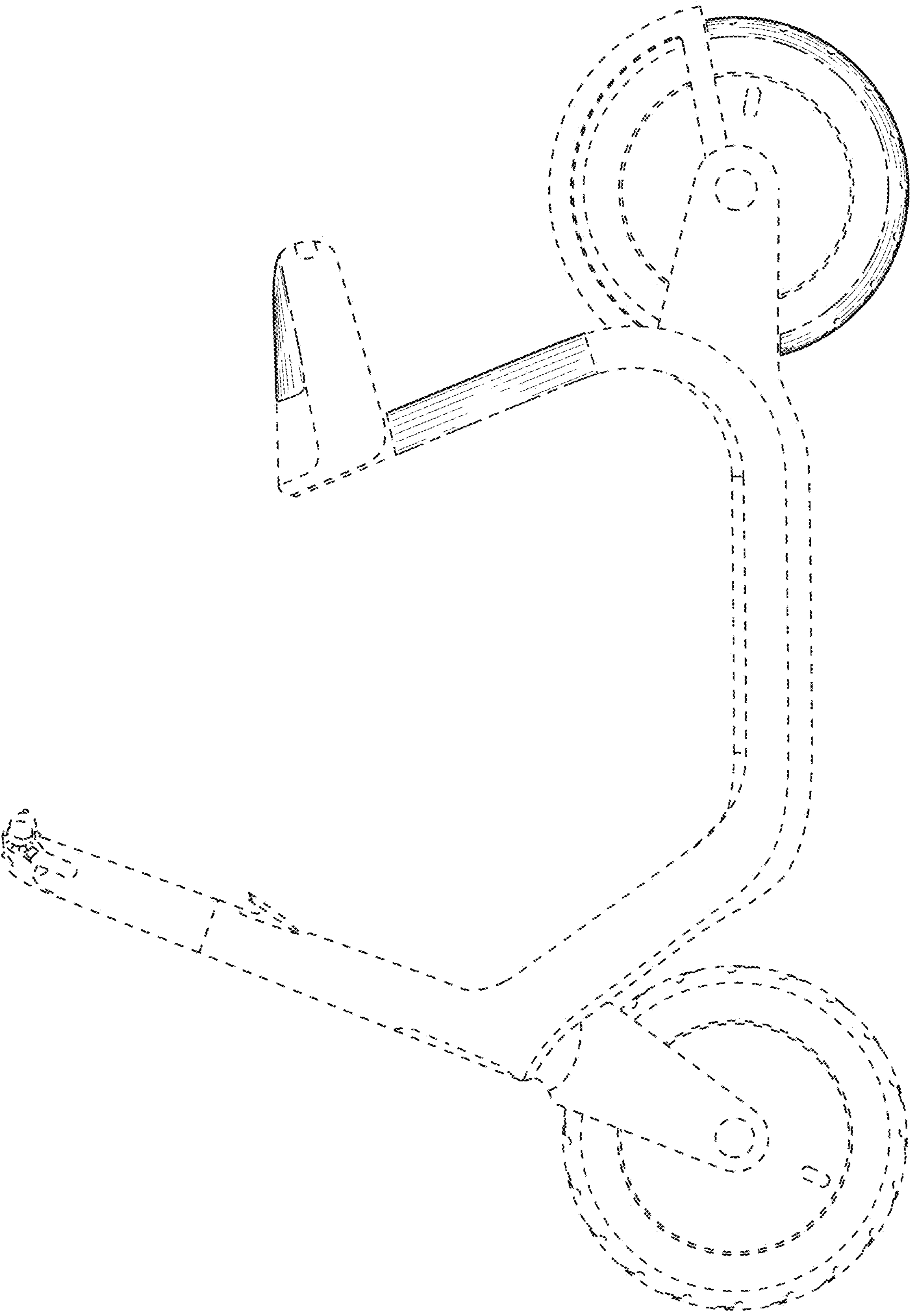


FIG. 3

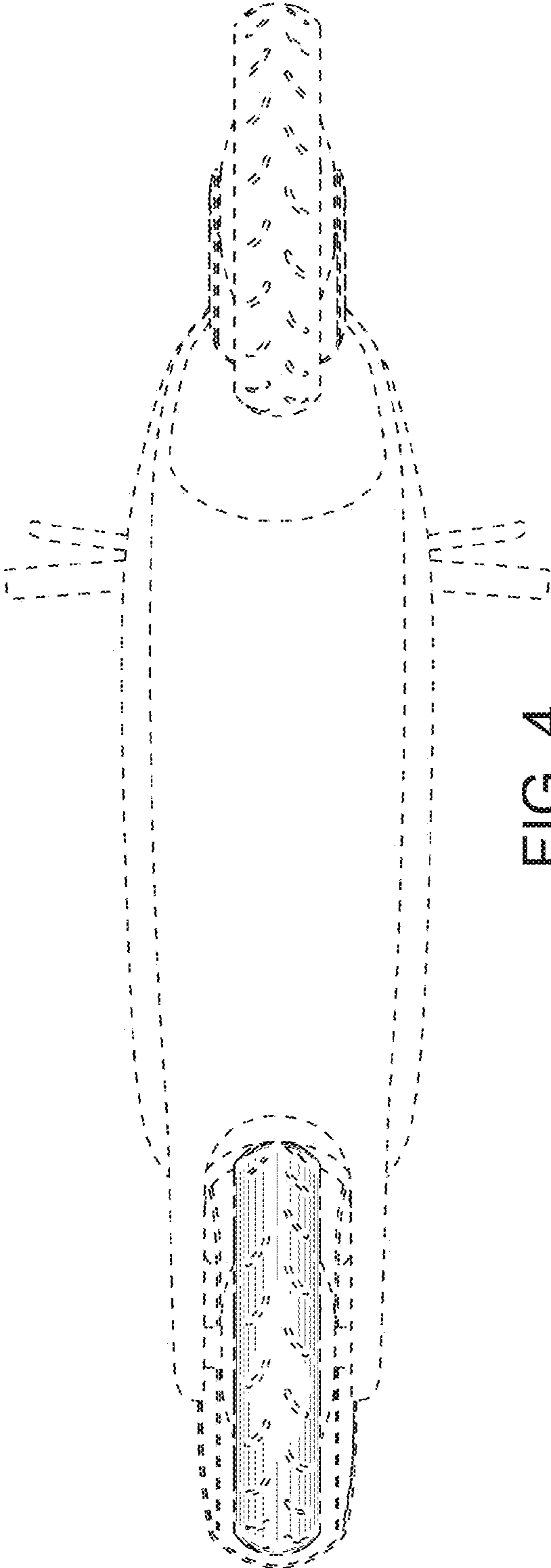


FIG. 4

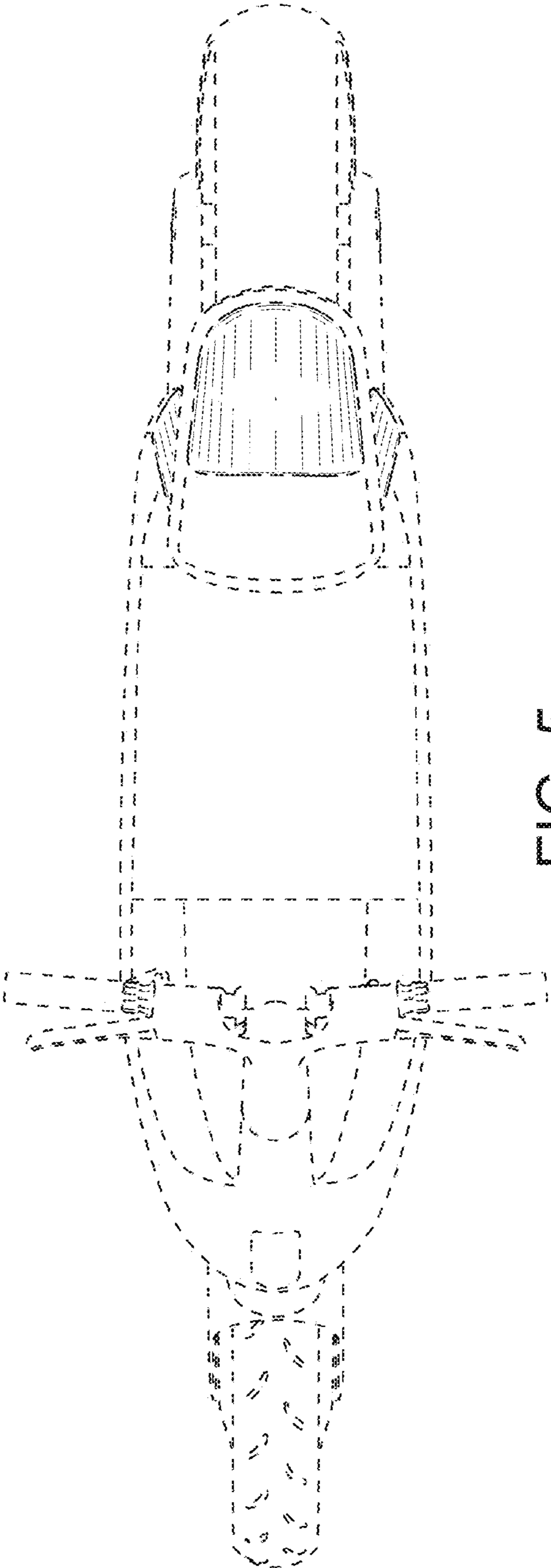


FIG. 5

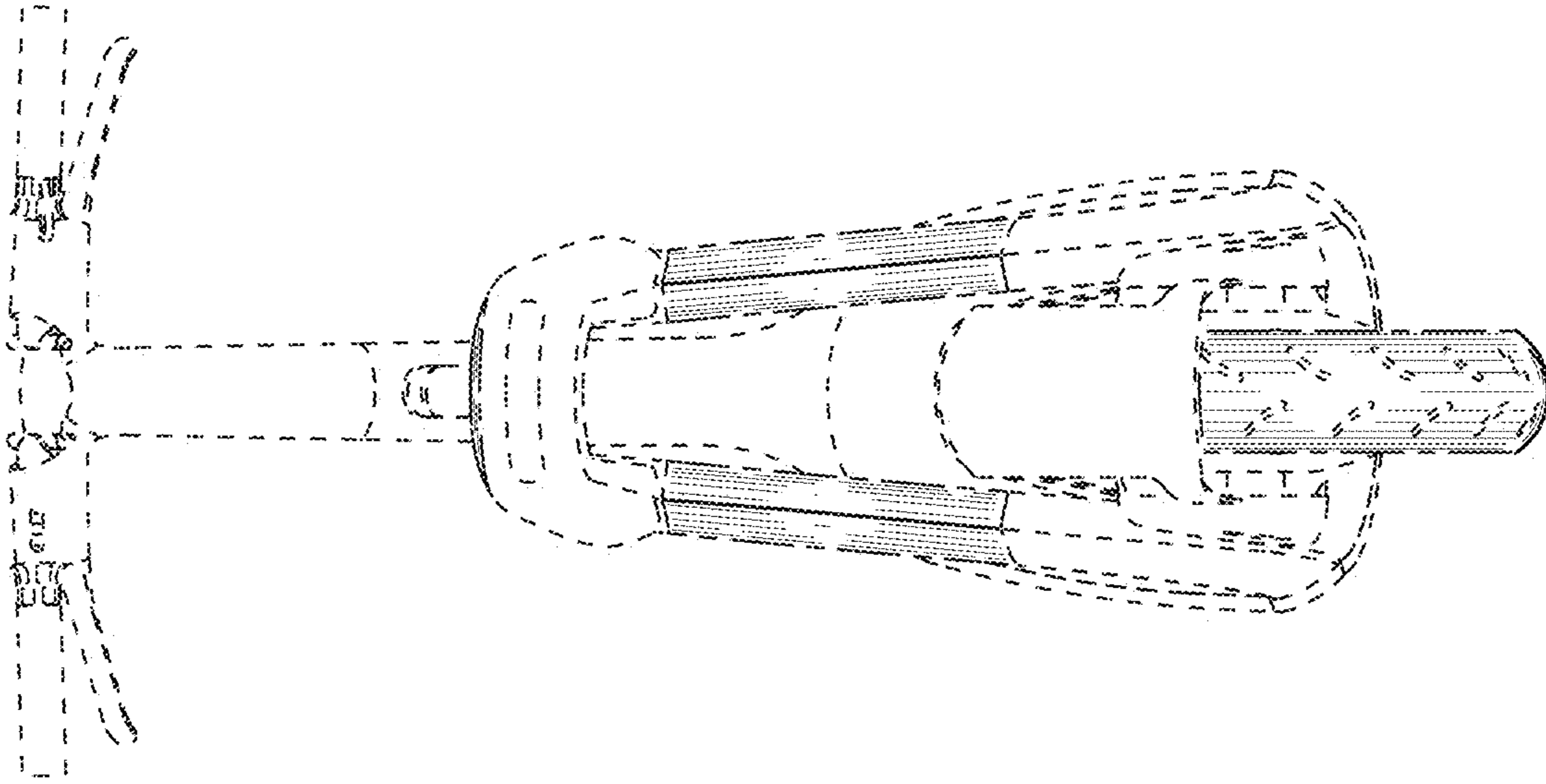


FIG. 6

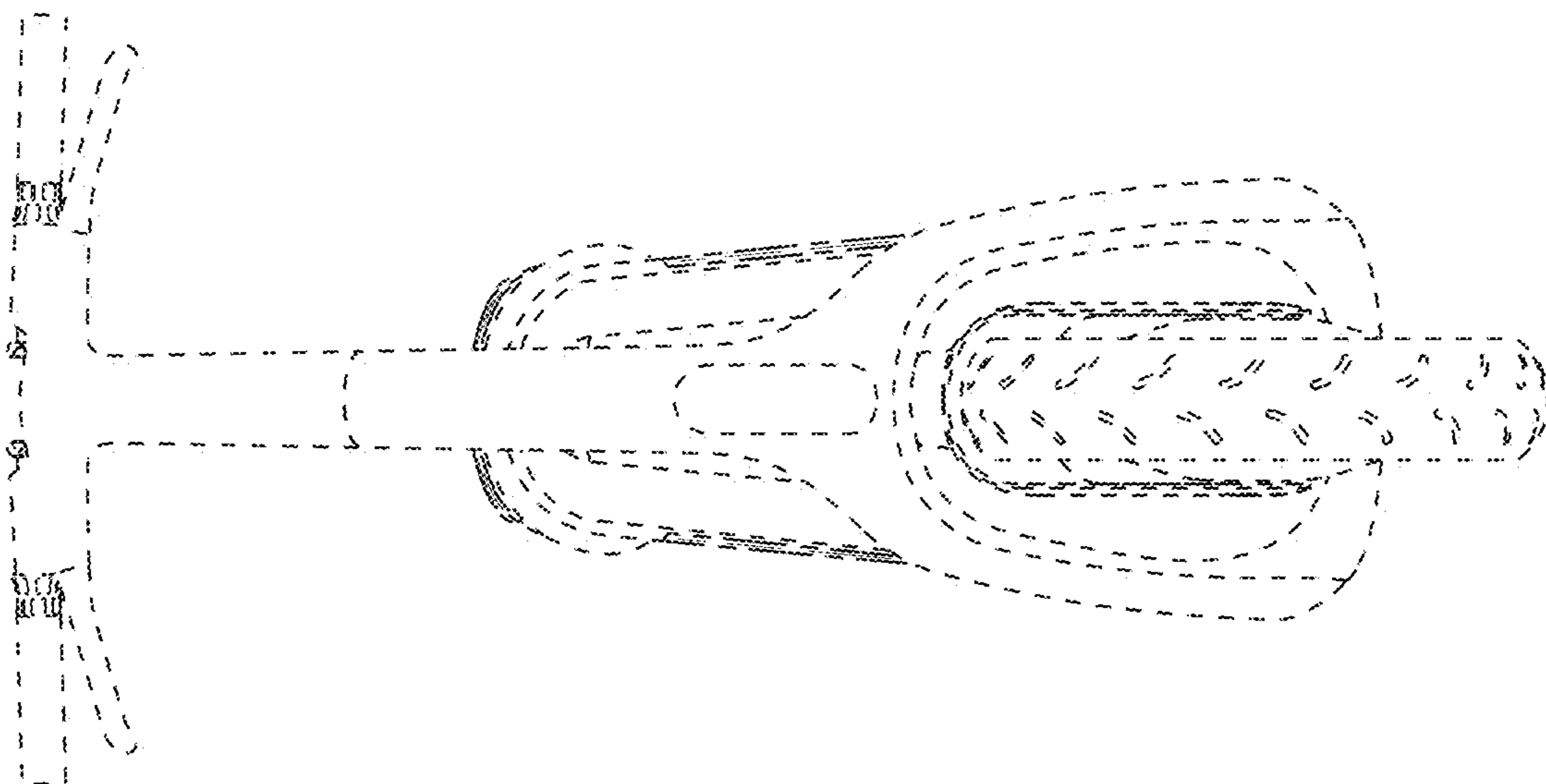


FIG. 7