



US00D900172S

(12) **United States Design Patent** (10) **Patent No.:** **US D900,172 S**  
**Wu et al.** (45) **Date of Patent:** **\*\* Oct. 27, 2020**

(54) **WASHING AND CURING MACHINE**

(56) **References Cited**

(71) Applicant: **Shenzhen Anycubic Technology Co., Ltd.**, Shenzhen (CN)

U.S. PATENT DOCUMENTS

(72) Inventors: **Zijiong Wu**, Shenzhen (CN); **Xin Ouyang**, Shenzhen (CN)

D755,395 S	5/2016	Senn	
D805,692 S	12/2017	Cheng	
D829,496 S *	10/2018	Kim	D7/378
D835,162 S	12/2018	Reches et al.	
D846,338 S *	4/2019	Smith	D7/378
D846,339 S *	4/2019	Smith	D7/378
D883,021 S *	5/2020	McConnell	D7/378
D892,182 S	8/2020	Ouyang et al.	

(73) Assignee: **Shenzhen Anycubic Technology Co., Ltd.**, Shenzhen (CN)

(\*\*) Term: **15 Years**

\* cited by examiner

(21) Appl. No.: **29/745,583**

*Primary Examiner* — Patricia A Palasik

(22) Filed: **Aug. 6, 2020**

(74) *Attorney, Agent, or Firm* — True Shepherd LLC; Andrew C. Cheng

(30) **Foreign Application Priority Data**

(57) **CLAIM**

Jun. 18, 2020 (CN) ..... 2020 3 0313280

The ornamental design for a washing and curing machine, as shown and described.

(51) **LOC (12) Cl.** ..... **15-09**

**DESCRIPTION**

(52) **U.S. Cl.**

USPC ..... **D15/122**; D32/1

(58) **Field of Classification Search**

USPC ..... D7/412; D8/6, 7, 14, 19, 50, 54.1, 55; D15/122, 135, 138, 145, 146; D32/1-6, D32/15-18, 25

CPC ..... G06T 1/20; G06T 7/00; G06T 7/11; G06T 7/64; G06T 7/149; G06T 7/248; G06T 7/0012; G06T 11/40; G06T 11/60; G06T 11/001; G06T 11/003; G06T 11/206; G06T 13/00; G06T 15/00; G06T 15/02; G06T 15/04; G06T 15/10; G06T 15/20; G06T 15/60; G06T 15/80; G06T 15/005; G06T 15/503; G06T 19/00; G06T 19/20; G06T 2200/24; G06T 2207/10024; G06T 2207/10068; G06T 2207/10132; G06T 2207/20221; G06T 2207/30028; G06T 2207/30048; G06T 2207/30104; G06T 2207/30201

FIG. 1 is a perspective view of a washing and curing machine showing my new design according to a first embodiment;

FIG. 2 is a front view thereof;

FIG. 3 is a rear view thereof;

FIG. 4 is a right side view thereof;

FIG. 5 is a left side view thereof;

FIG. 6 is a top plan view thereof;

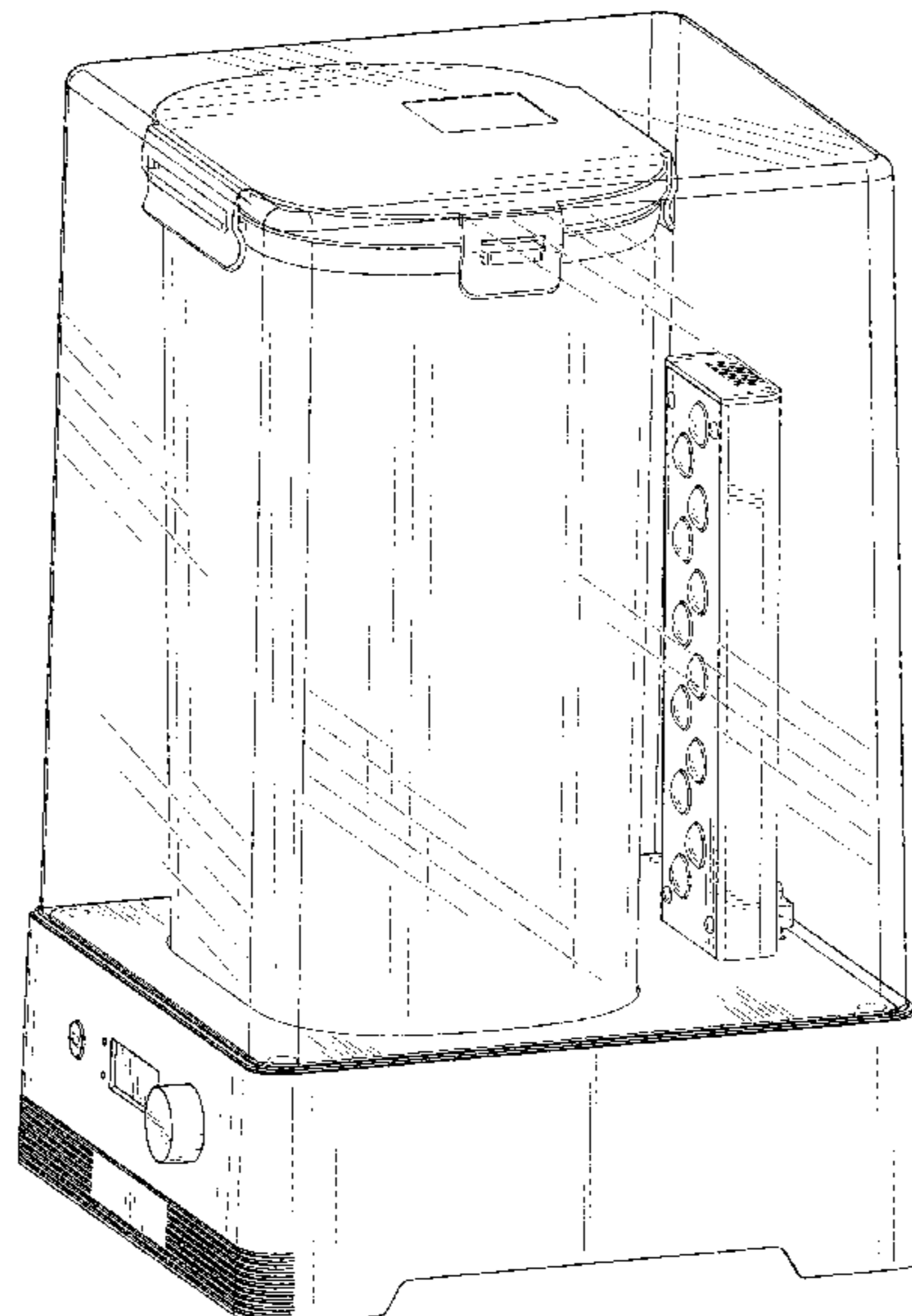
FIG. 7 is a bottom plan view thereof;

FIG. 8 is a perspective view of the washing and curing machine in an alternate condition of use when a transparent cover is open; and,

FIG. 9 is a perspective view of the washing and curing machine in an alternate condition of use when a bucket for washing is taken down and a platform for curing is coupled. The broken lines are for the purposes of illustrating portions of the washing and curing machine and form no part of the claimed design.

See application file for complete search history.

**1 Claim, 9 Drawing Sheets**



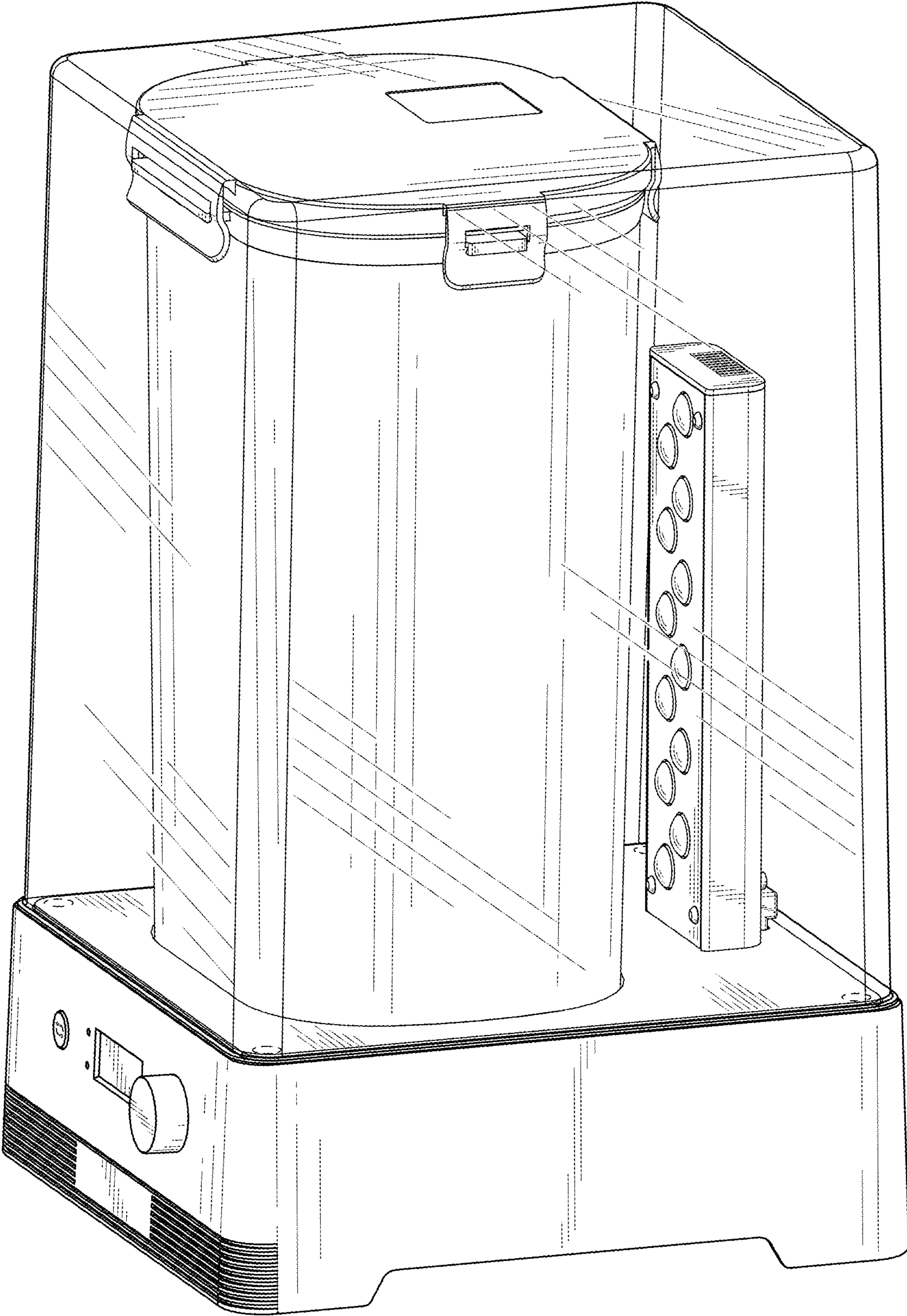


FIG. 1

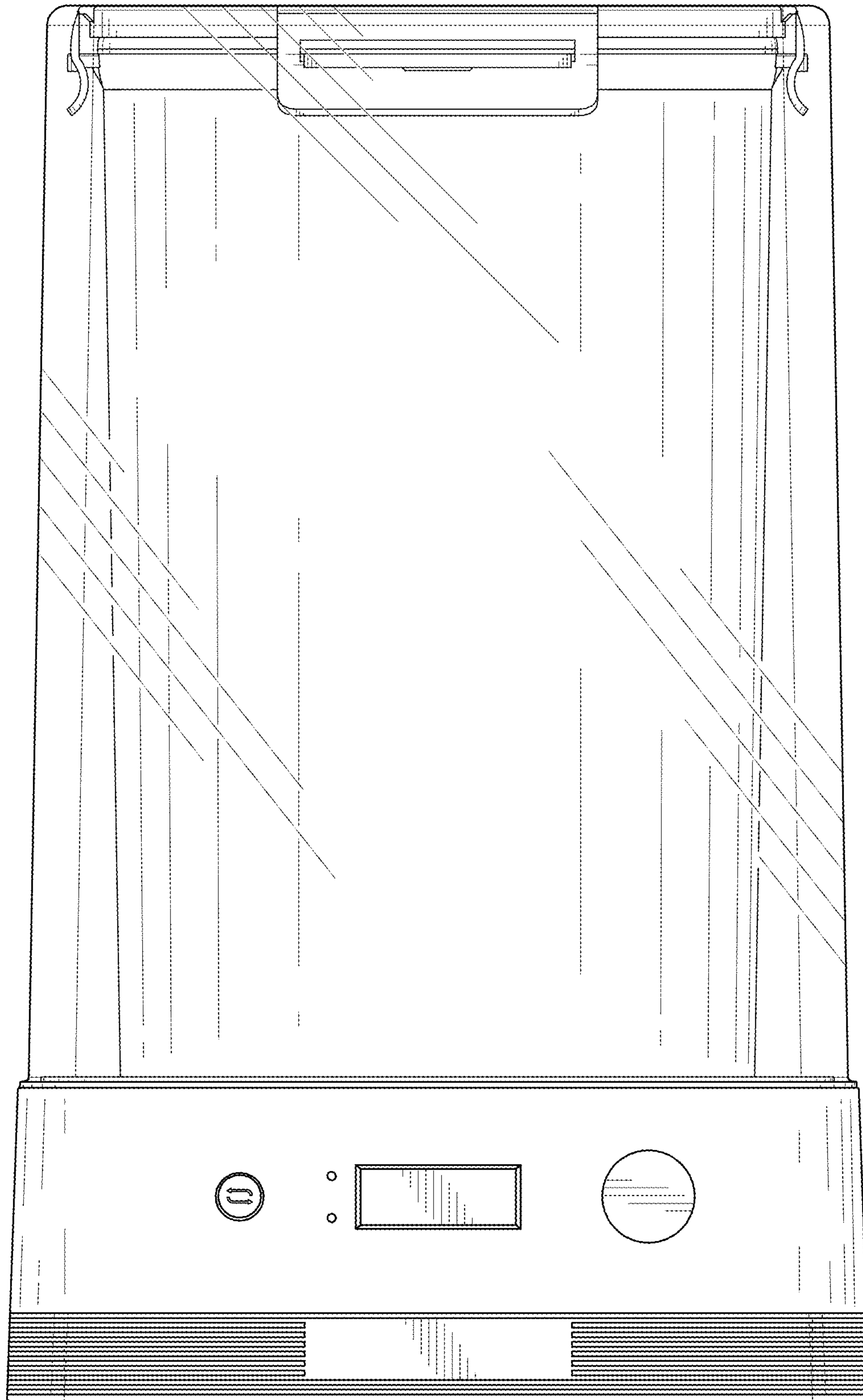


FIG. 2




FIG. 3




FIG. 4




FIG. 5

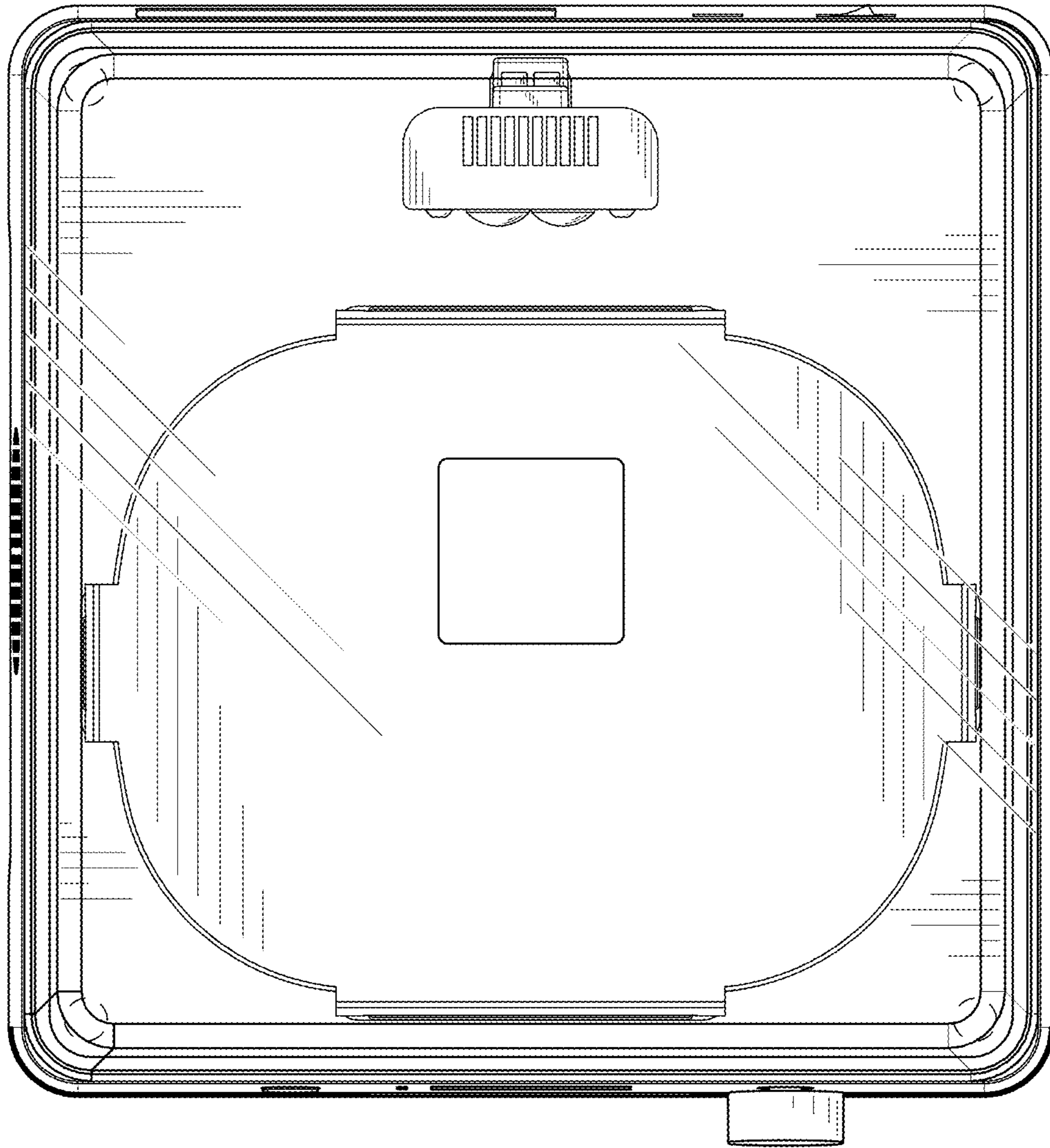


FIG. 6




FIG. 7



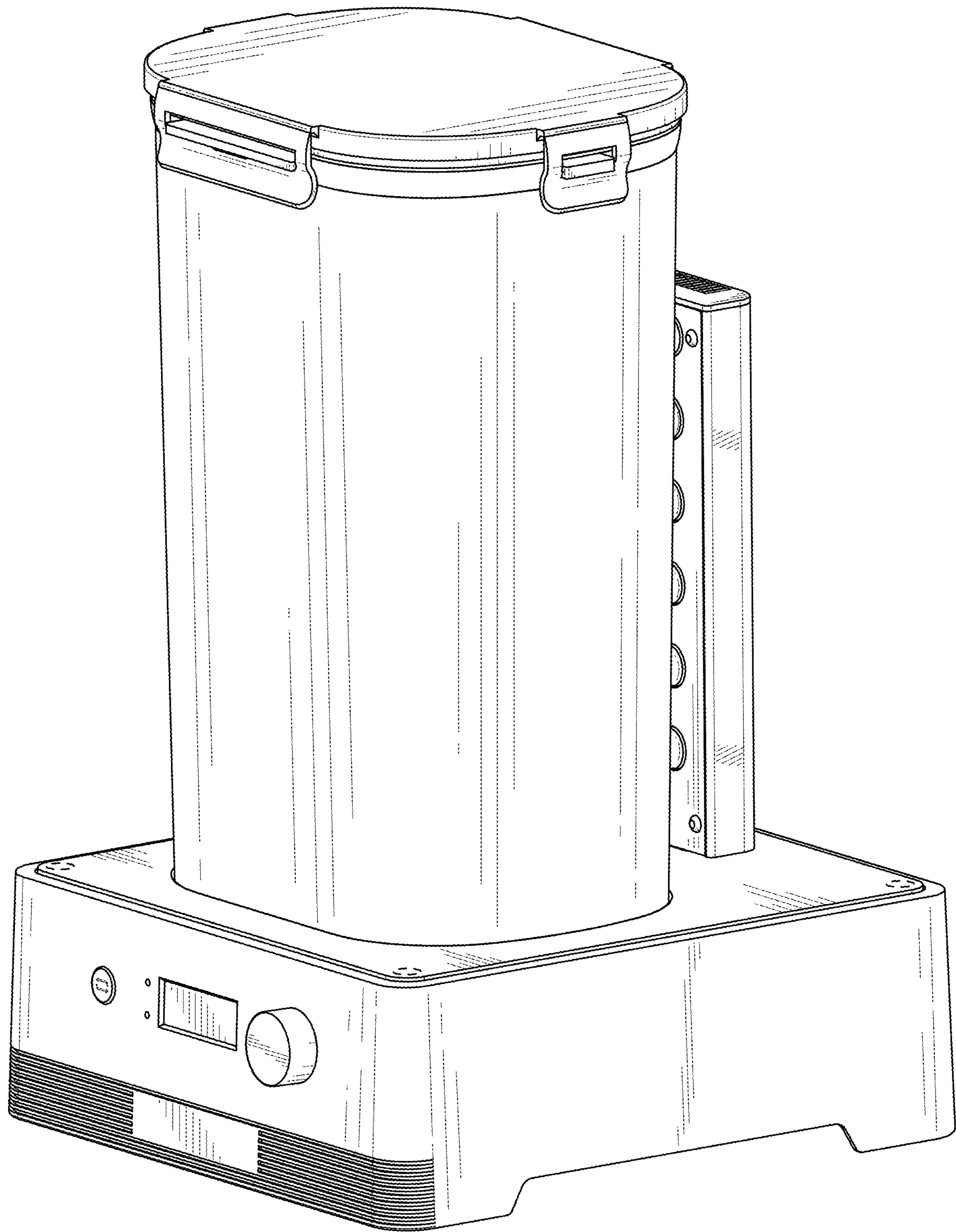


FIG. 8

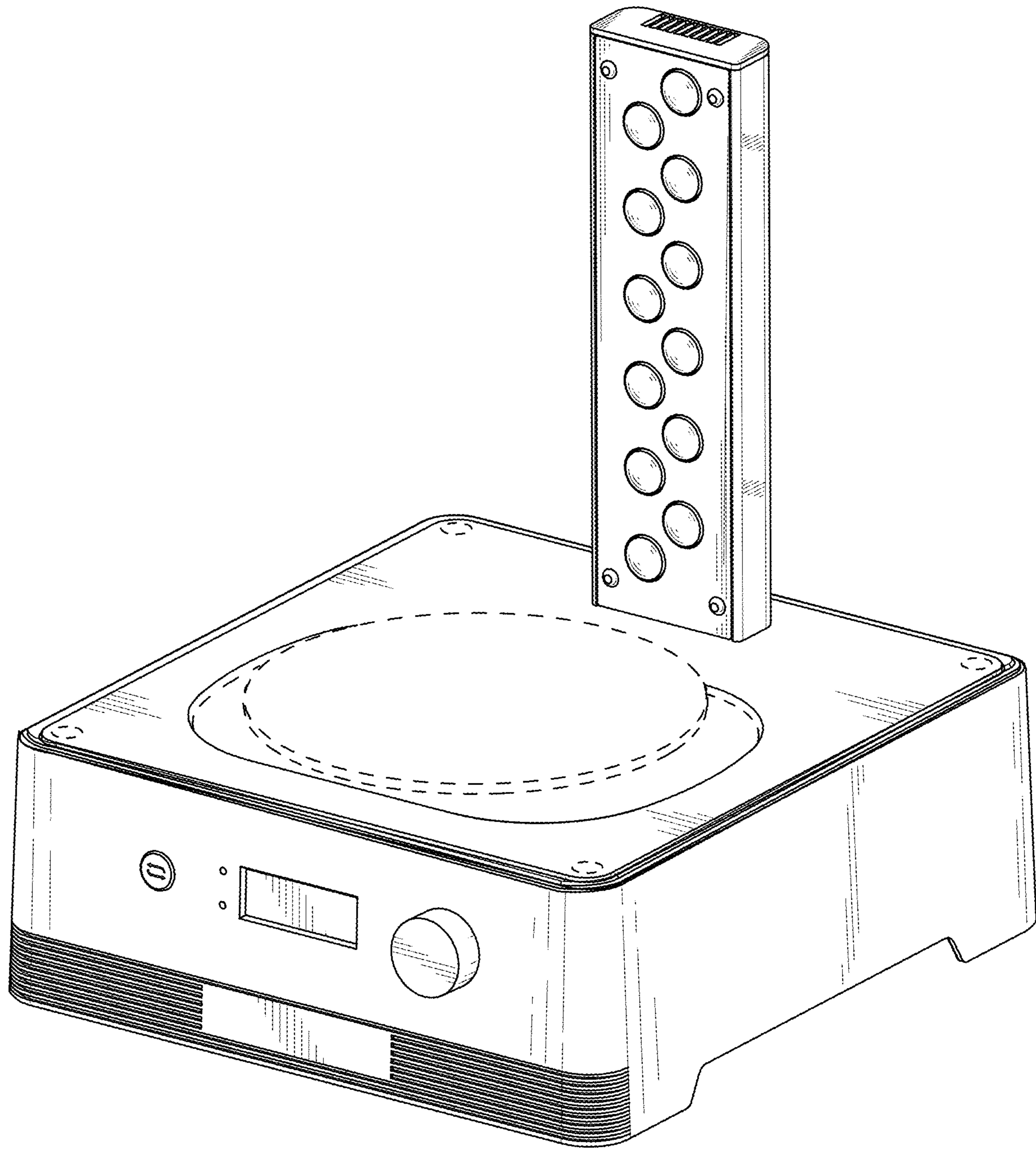


FIG. 9