



US00D900155S

(12) **United States Design Patent**
Huh et al.

(10) **Patent No.:** **US D900,155 S**

(45) **Date of Patent:** **** Oct. 27, 2020**

(54) **DISPLAY SCREEN OR PORTION THEREOF WITH GRAPHICAL USER INTERFACE**

(71) Applicant: **Samsung Electronics Co., Ltd.**,
Suwon-si (KR)

(72) Inventors: **Taekyung Huh**, Suwon-si (KR);
Soyoung Yun, Suwon-si (KR)

(73) Assignee: **SAMSUNG ELECTRONICS CO, LTD.**,
Gyeonggi-Do (KR)

(**) Term: **15 Years**

(21) Appl. No.: **29/687,500**

(22) Filed: **Apr. 12, 2019**

(30) **Foreign Application Priority Data**

Jan. 4, 2019 (KR) 30-2019-0000540

(51) **LOC (12) Cl.** **14-04**

(52) **U.S. Cl.**
USPC **D14/490**

(58) **Field of Classification Search**
USPC 368/229; D10/32, 126; D14/485–495
CPC ... B60K 37/00; G06F 3/0481; G06F 3/04845;
G06F 3/04817; G06F 17/212; G06F
19/3406; G06T 13/80; G06T 15/02
See application file for complete search history.

(56) **References Cited**

U.S. PATENT DOCUMENTS

D560,224 S *	1/2008	Park	D14/485
D662,510 S *	6/2012	Clement	D14/490
D707,253 S *	6/2014	Yang	D14/488
D750,129 S *	2/2016	Kwon	D14/490
D752,611 S *	3/2016	Lee	D14/486
D752,613 S *	3/2016	Utsugida	D14/486
D754,726 S *	4/2016	Kim	D14/488
D755,823 S *	5/2016	Chen	D14/486
D760,779 S *	7/2016	Dye	D14/490

D762,227 S *	7/2016	Loosli	D14/485
D762,667 S *	8/2016	Loosli	D14/485
D762,692 S *	8/2016	Butcher	D14/486
D763,914 S *	8/2016	Butcher	D14/490
D775,664 S *	1/2017	Dye	D14/490
D784,371 S *	4/2017	Loosli	D14/485
D842,741 S *	3/2019	Bakker	D10/125

(Continued)

FOREIGN PATENT DOCUMENTS

CN	303266197	7/2015
CN	303572634	1/2016
CN	304380462	12/2017

(Continued)

Primary Examiner — Philip S Hyder

Assistant Examiner — Cary M Robinson

(74) *Attorney, Agent, or Firm* — Cantor Colburn LLP

(57) **CLAIM**

The ornamental design for a display screen or portion thereof with graphical user interface, as shown and described.

DESCRIPTION

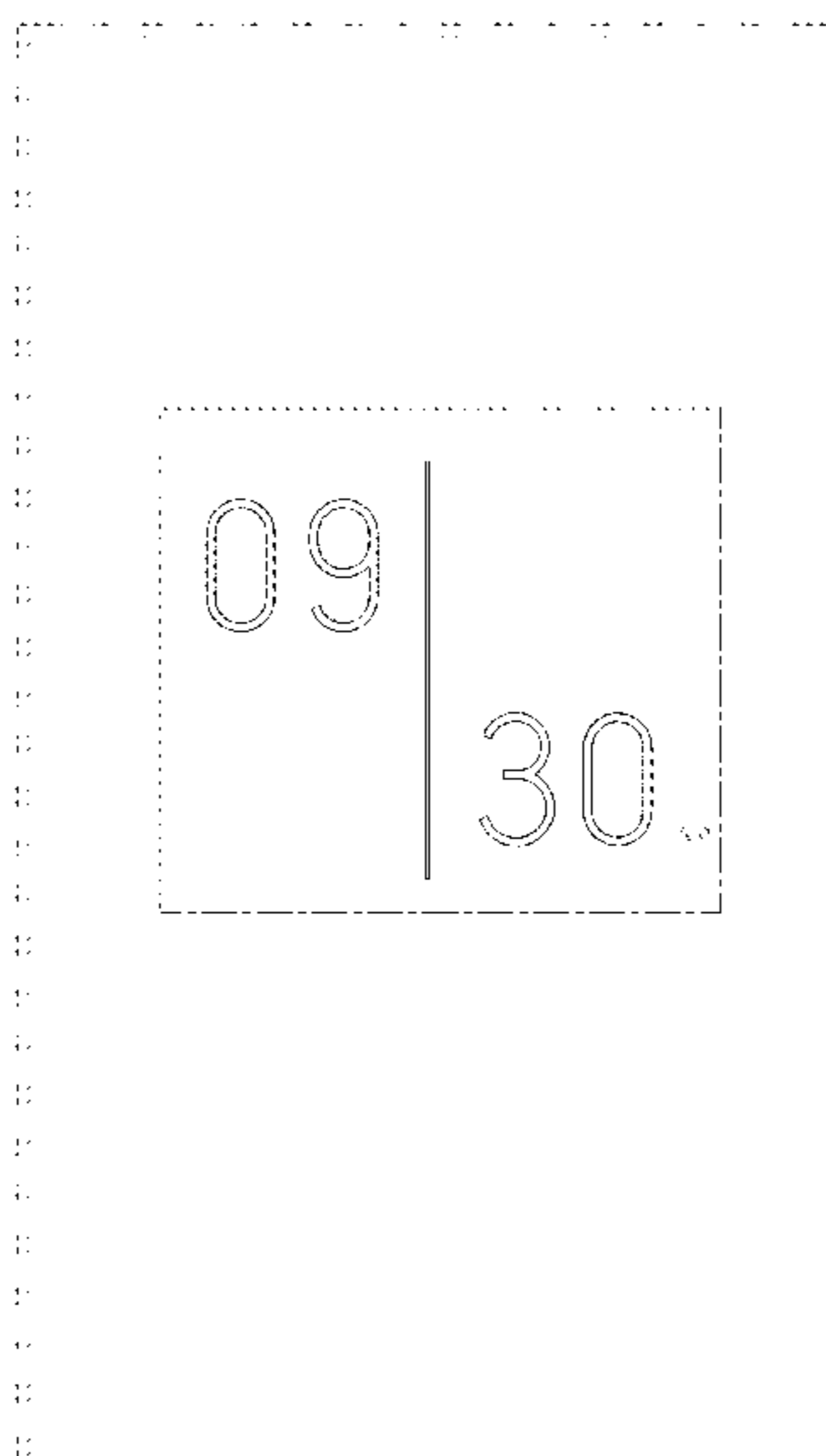
FIG. 1 is a front view of a first embodiment of a display screen or portion thereof with graphical user interface, showing our new design;

FIG. 2 is a front view of a second embodiment thereof;

FIG. 3 is a front view of a third embodiment thereof; and, FIG. 4 is a front view of a fourth embodiment thereof.

The outer perimeter illustrated by a pair of broken lines in FIGS. 1 to 4 illustrates a display screen or portion thereof and forms no part of the claimed design. The remaining dash broken lines shown in FIGS. 1 to 4 illustrate portions of the graphical user interface that form no part of the claimed design. The dot-dash broken lines in FIGS. 1 to 4 illustrate a boundary of the claimed design and form no part of the claimed design.

1 Claim, 4 Drawing Sheets



(56)

References Cited

U.S. PATENT DOCUMENTS

D861,014 S * 9/2019 Connor D14/485
2014/0267111 A1* 9/2014 Park G06F 3/04883
345/173

FOREIGN PATENT DOCUMENTS

KR 300643127 5/2012
KR 300957125 5/2018

* cited by examiner

FIG. 1




FIG. 2




FIG. 3




FIG. 4

