



US00D900151S

(12) **United States Design Patent** (10) **Patent No.:** **US D900,151 S**
Lofberg et al. (45) **Date of Patent:** **** Oct. 27, 2020**

(54) **DISPLAY SCREEN OR PORTION THEREOF WITH AN ANIMATED GRAPHICAL USER INTERFACE**

(71) Applicant: **CANVA PTY LTD.**, Surry Hills, NSW (AU)

(72) Inventors: **Martyn Lofberg**, Eagle Vale (AU); **Melanie Joy Perkins**, Surry Hills (AU); **Matthew Hardy**, Drummoyne (AU); **Hannah Heffernan**, Darlinghurst (AU); **Cameron Adams**, Rozelle (AU)

(73) Assignee: **CANVA PTY LTD.** (AU)

(**) Term: **15 Years**

(21) Appl. No.: **29/694,008**

(22) Filed: **Jun. 6, 2019**

Related U.S. Application Data

(62) Division of application No. 29/623,969, filed on Oct. 27, 2017, now Pat. No. Des. 856,365.

(51) **LOC (12) Cl.** **14-04**

(52) **U.S. Cl.**
USPC **D14/488**

(58) **Field of Classification Search**
USPC D14/485-95
CPC .. G06F 3/0481; G06F 3/0482; G06F 3/04812; G06F 3/04817; G06F 3/0484; G06F 3/0485; G06F 3/048; G06F 3/0487; G06F 3/0488; G06F 3/04883; G06F 3/04886; G06F 3/0489; G06F 3/0486

See application file for complete search history.

(56) **References Cited**

U.S. PATENT DOCUMENTS

D468,748 S * 1/2003 Inagaki D14/486
D629,418 S * 12/2010 Brown D14/486

8,451,232 B2 5/2013 Tolmasky et al.
8,510,677 B2 8/2013 Van Os
D698,361 S * 1/2014 Stiffler D14/486
8,732,611 B2 5/2014 Bull et al.
8,862,576 B2 10/2014 Van Os
9,021,355 B2 4/2015 Salyards et al.
D730,370 S 5/2015 Cai
D768,166 S * 10/2016 Kim D14/486
9,910,557 B2 3/2018 Smith
9,971,499 B2 5/2018 Bernstein et al.
D822,045 S 7/2018 Kinoshita
D824,937 S 8/2018 Sparandara et al.
D824,941 S * 8/2018 Cooperman D14/486

(Continued)

Primary Examiner — Melanie H Tung

(74) *Attorney, Agent, or Firm* — McDonnell Boehnen Hulbert & Berghoff LLP

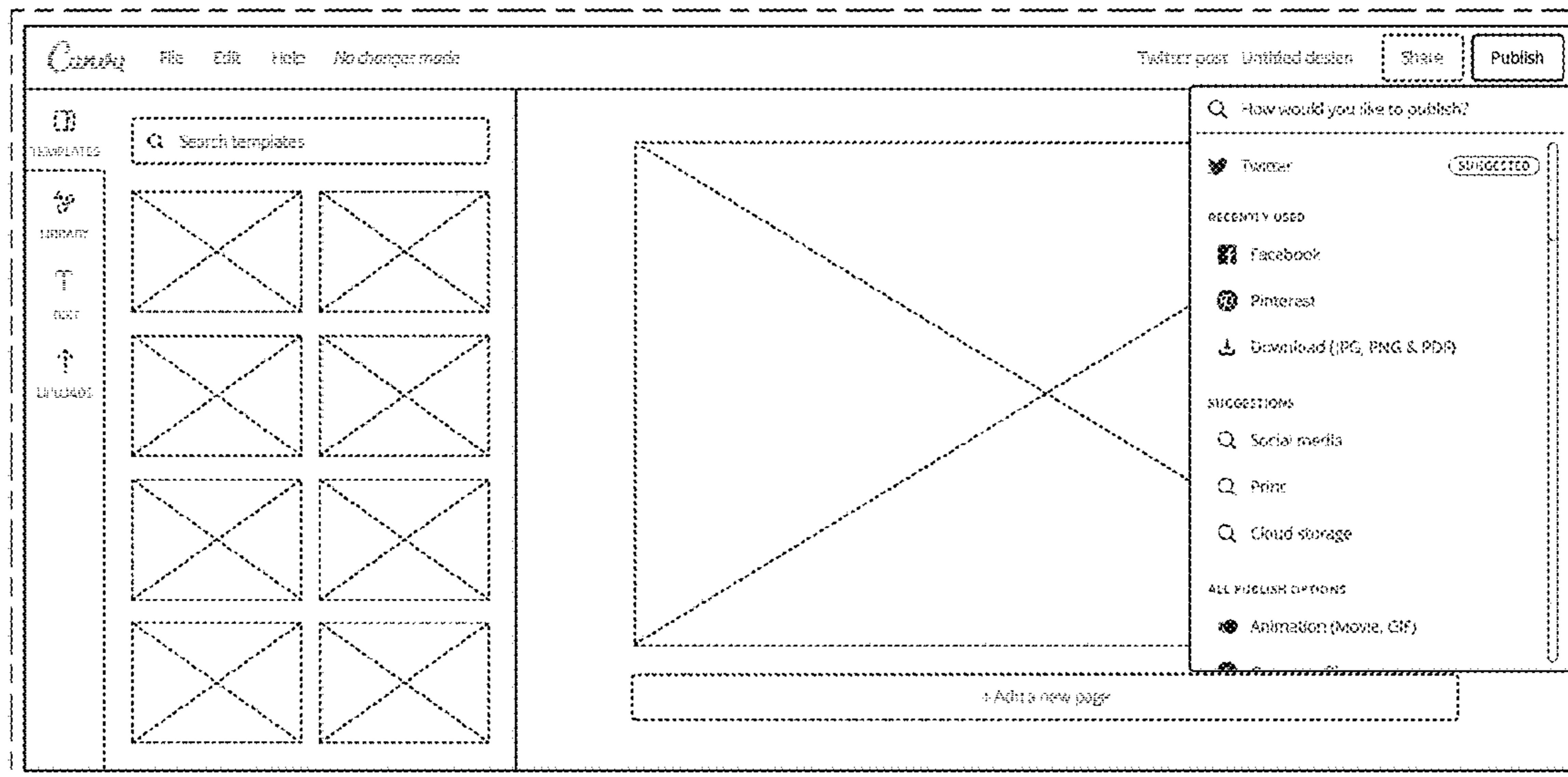
(57) **CLAIM**

The ornamental design for a display screen or portion thereof with an animated graphical user interface, as shown and described.

DESCRIPTION

FIG. 1 is a front view of a first image of a display screen or portion thereof with an animated graphical user interface; FIG. 2 is a front view of a second image thereof; FIG. 3 is a front view of a first image of a second embodiment thereof; and, FIG. 4 is a front view of a second image thereof. The outermost broken lines illustrate a display screen or portion thereof and form no part of the claimed design. The remaining broken lines, illustrating portions of the animated graphical user interface, form no part of the claimed design. The appearance of the image transitions sequentially between the images shown in FIGS. 1-2 and FIGS. 3-4, respectively. The process or period in which one image transitions to another forms no part of the claimed design.

1 Claim, 4 Drawing Sheets



(56)

References Cited

U.S. PATENT DOCUMENTS

D824,942	S	8/2018	Cooperman et al.	
D825,589	S	8/2018	Sparandara et al.	
D825,592	S	8/2018	Oguchi et al.	
D826,253	S	8/2018	Suter et al.	
D826,972	S	8/2018	Madhavan et al.	
D828,374	S	9/2018	Kolbenheyer	
D828,378	S	9/2018	Shinohara	
D829,234	S	9/2018	Yuguchi et al.	
D830,380	S *	10/2018	Alan	D14/485
D841,031	S *	2/2019	Orlando	D14/486
2008/0168361	A1	7/2008	Forstall et al.	
2011/0173571	A1	7/2011	Mahani et al.	
2014/0157204	A1	6/2014	Roberts et al.	
2014/0282256	A1	9/2014	Fish et al.	
2014/0354531	A1	12/2014	Foreman	
2015/0277753	A1	10/2015	Howard et al.	
2016/0011725	A1	1/2016	D'Argenio et al.	
2017/0148200	A1	5/2017	Shoulson et al.	
2018/0067631	A1	3/2018	Thiercelin et al.	

* cited by examiner

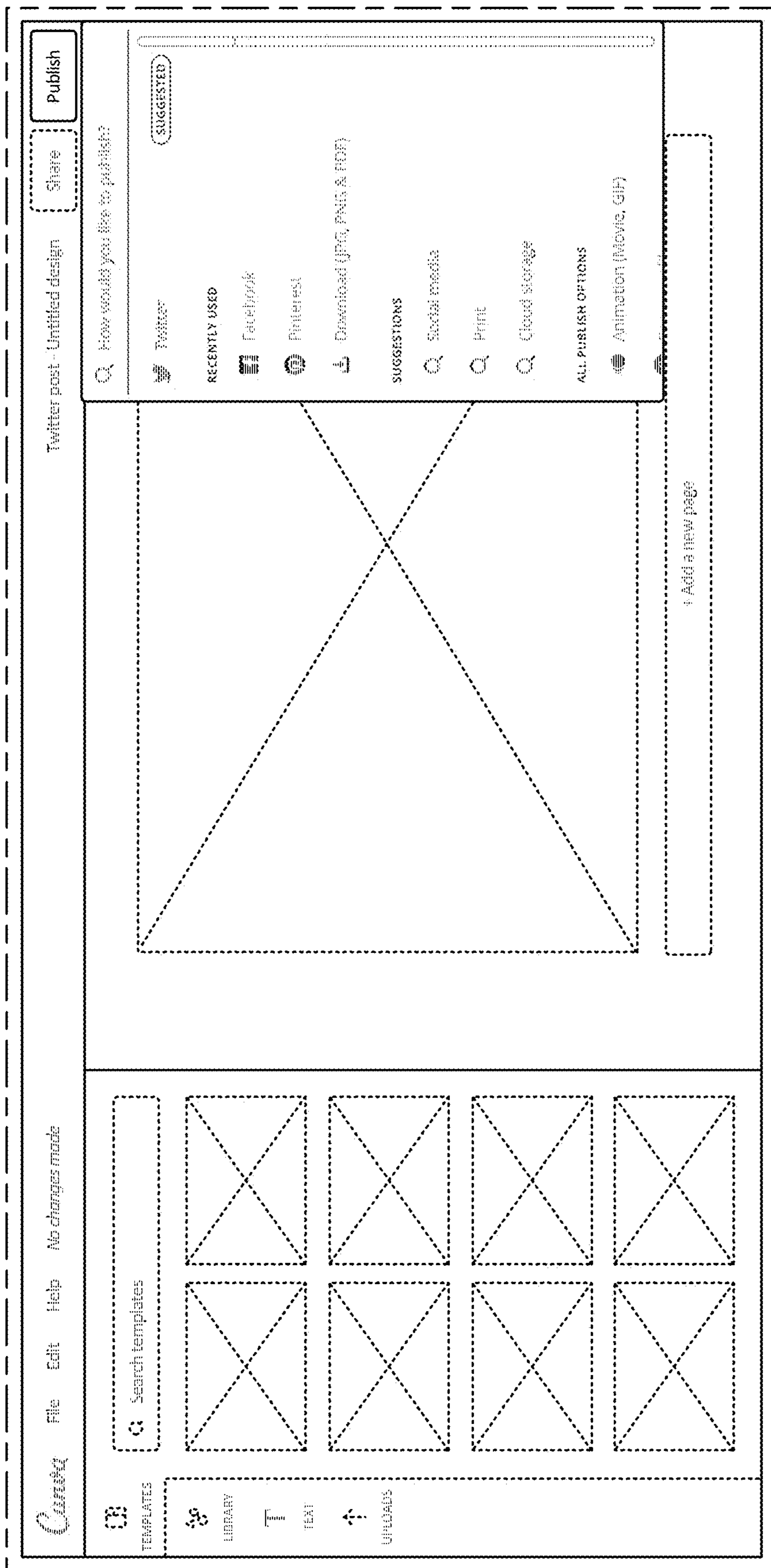


FIG. 1

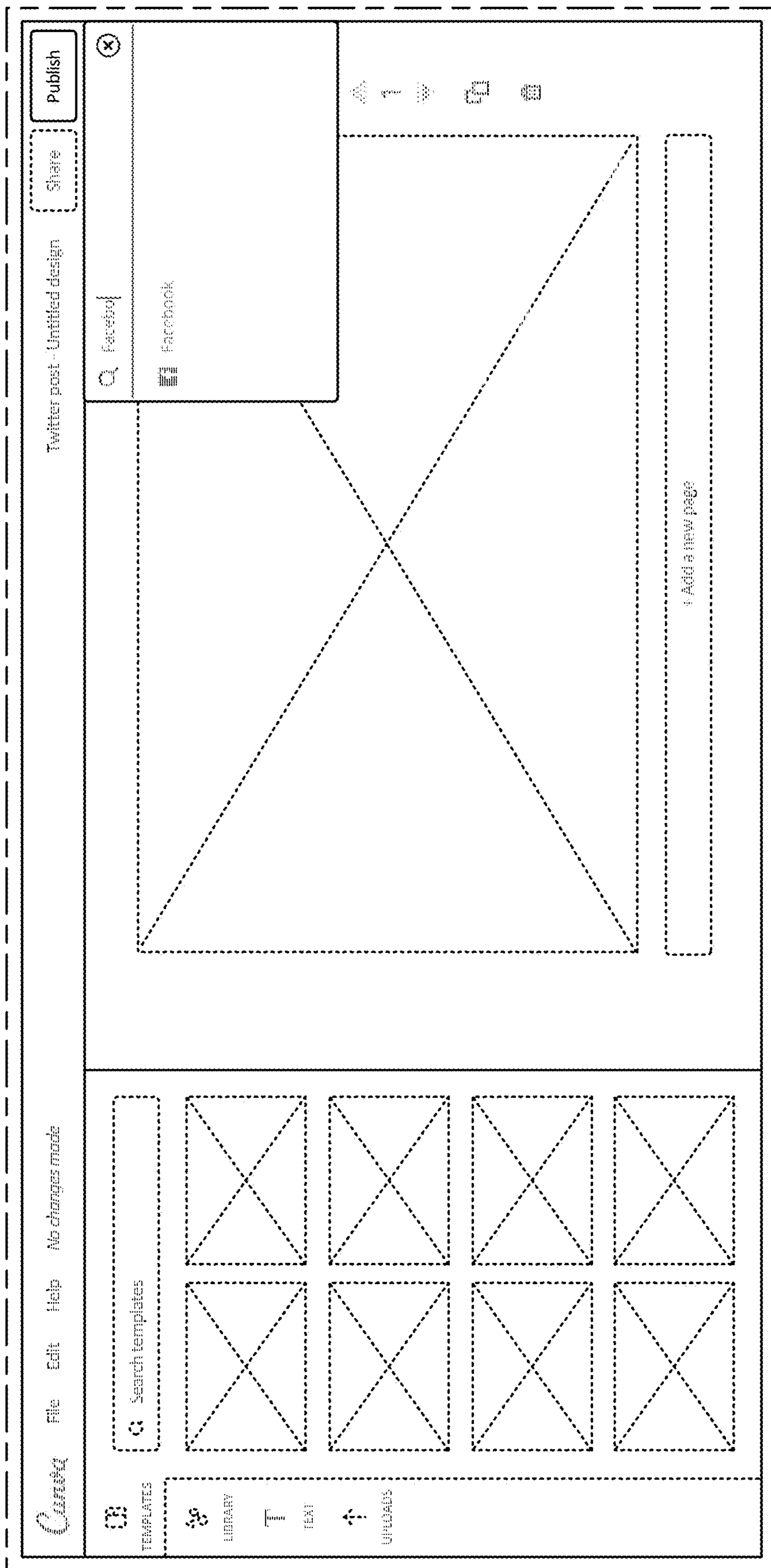


FIG. 2

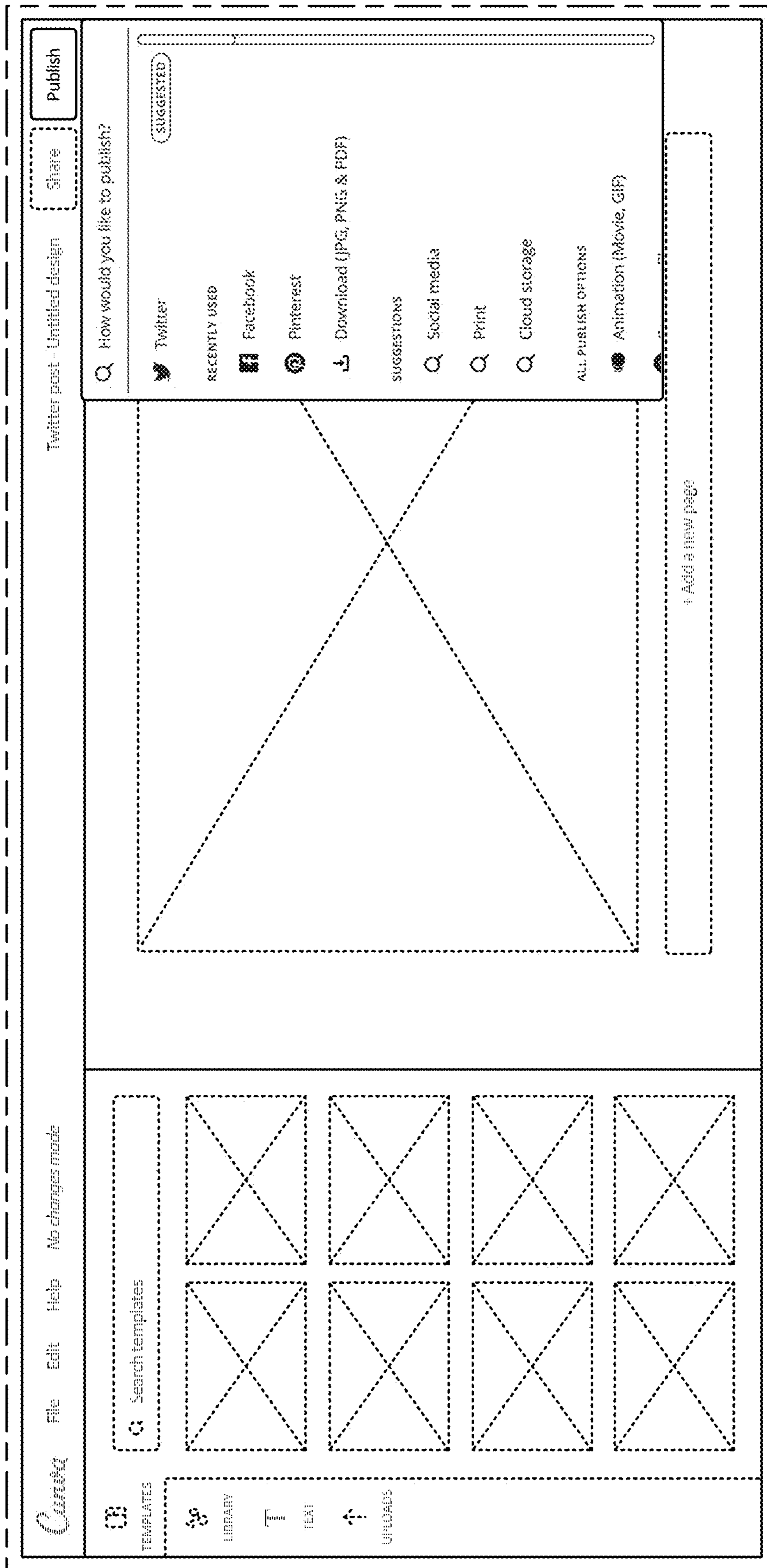


FIG. 3

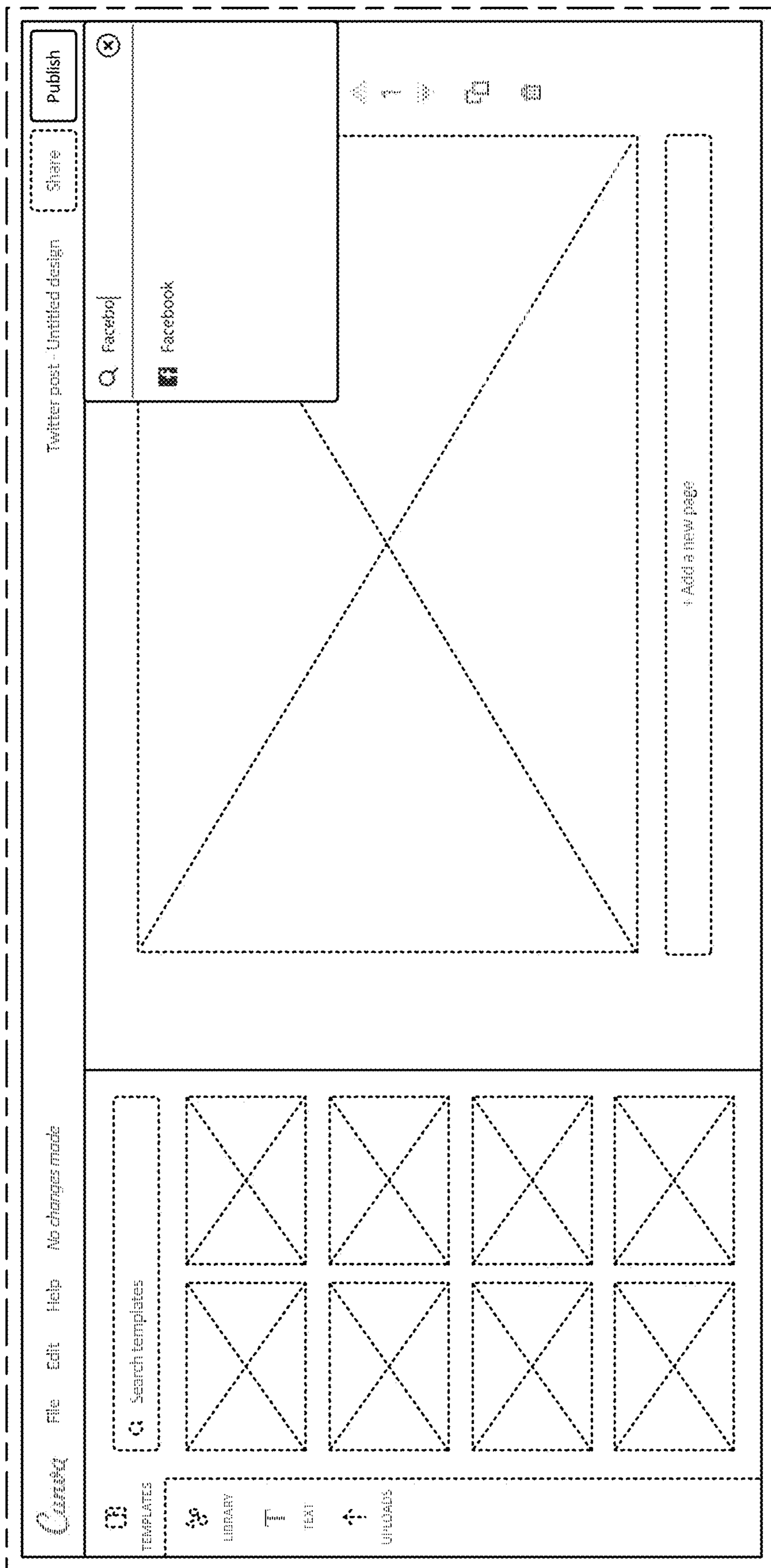


FIG. 4