



US00D900127S

(12) **United States Design Patent** (10) **Patent No.:** **US D900,127 S**
Visser et al. (45) **Date of Patent:** **** Oct. 27, 2020**

(54) **DISPLAY SCREEN OR PORTION THEREOF WITH TRANSITIONAL GRAPHICAL USER INTERFACE**

(71) Applicant: **Aristocrat Technologies Australia Pty Limited**, North Ryde, NSW (AU)

(72) Inventors: **Antoon Christiaan Visser**, Coogee (AU); **Karen Michelle Kendall**, Toongabbie (AU)

(73) Assignee: **ARISTOCRAT TECHNOLOGIES AUSTRALIA PTY LIMITED** (AU)

(**) Term: **15 Years**

(21) Appl. No.: **29/682,328**

(22) Filed: **Mar. 4, 2019**

(51) **LOC (12) Cl.** **14-04**

(52) **U.S. Cl.**
USPC **D14/485; D14/488**

(58) **Field of Classification Search**
USPC **D14/485-495; D21/336, 369-371; 463/7; 345/173**

(Continued)

(56) **References Cited**

U.S. PATENT DOCUMENTS

D703,688 S * 4/2014 Choi D14/486
D749,624 S * 2/2016 Schacher D14/488

(Continued)

FOREIGN PATENT DOCUMENTS

KR 3020180011937 * 11/2019

OTHER PUBLICATIONS

***New Slot Machine** Big Win / Mighty Cash Double Up” Feb. 1, 2019, YouTube, site visited Jun. 29, 2020: <https://www.youtube.com/watch?v=kSpPW913-OM> (Year: 2019).*

(Continued)

Primary Examiner — Jack Reickel
Assistant Examiner — Christopher M Spivey
(74) *Attorney, Agent, or Firm* — McAndrews, Held & Malloy, Ltd.

(57) **CLAIM**


The ornamental design for a display screen or portion thereof with transitional graphical user interface, as shown and described.

DESCRIPTION

FIG. 1 is the first image in a sequence of a display screen or portion thereof with transitional graphical user interface showing our new design according to a first embodiment; FIG. 2 is the second image thereof; FIG. 3 is the third image thereof; FIG. 4 is the fourth image thereof; FIG. 5 is the fifth image thereof; FIG. 6 is the sixth image thereof; FIG. 7 is the seventh image thereof; FIG. 8 is the eighth image thereof; FIG. 9 is the ninth image thereof; FIG. 10 is the tenth image thereof; FIG. 11 is the first image in a sequence of a display screen or portion thereof with transitional graphical user interface showing our new design according to a second embodiment; FIG. 12 is the second image thereof; FIG. 13 is the third image thereof; FIG. 14 is the fourth image thereof; FIG. 15 is the fifth image thereof; FIG. 16 is the sixth image thereof; FIG. 17 is the seventh image thereof; FIG. 18 is the eighth image thereof; FIG. 19 is the ninth image thereof; FIG. 20 is the tenth image thereof; FIG. 21 is the eleventh image thereof; FIG. 22 is the twelfth image thereof; FIG. 23 is the thirteenth image thereof; FIG. 24 is the fourteenth image thereof; FIG. 25 is the fifteenth image thereof; and, FIG. 26 is the sixteenth image thereof.

The dashed broken line perimeter in the drawings illustrates a display screen or portion thereof and forms no part of the

(Continued)



claimed design. The remaining dashed broken lines in the drawings illustrate portions of the graphical user interface that form no part of the claimed design.

The appearance of the transitional image sequentially transitions between the images shown in FIGS. 1-10 and 11-26, respectively. The process or period in which one image transitions to another image forms no part of the claimed design.

1 Claim, 26 Drawing Sheets

(58) **Field of Classification Search**

CPC G06F 3/04817; G06F 3/0488; G06F 15/00; G06F 1/1615; G06F 1/1626; G06F 1/1652; G06F 2203/04806; G07F 17/3213; G07F 17/3244; G07F 17/326; G10H 1/368; G09G 2354/00; A63F 2300/1025; A63F 2300/6607; A63F 2009/246; A63F 13/245; A63F 2250/142

See application file for complete search history.

(56) **References Cited**

U.S. PATENT DOCUMENTS

D763,903	S	*	8/2016	Pendlay	D14/488
D765,136	S	*	8/2016	Lee	D14/488
D769,313	S	*	10/2016	Moriya	D14/486
D777,729	S	*	1/2017	Lundkvist	D14/485
D777,732	S	*	1/2017	Solop	D14/485
D778,931	S	*	2/2017	Solop	D14/486
D782,516	S	*	3/2017	Hohne	D14/486
D791,168	S	*	7/2017	Sun	D14/488

D839,304	S	*	1/2019	Penacho	G07F 17/34 D14/488
D840,429	S	*	2/2019	Kroon	D14/488
D858,546	S	*	9/2019	Haile	D14/486
D877,185	S	*	3/2020	Cooper	D14/488
10,692,324	B2	*	6/2020	Salmon	G07F 17/34
2009/0093295	A1	*	4/2009	Visser	G07F 17/3262 463/20
2013/0217469	A1	*	8/2013	Fujisawa	G07F 17/34 463/20
2014/0295942	A1	*	10/2014	Kendall	G07F 17/3213 463/25
2014/0335934	A1	*	11/2014	Meyer	G07F 17/3267 463/20
2015/0018070	A1	*	1/2015	Meyer	G07F 17/3267 463/20
2016/0092065	A1	*	3/2016	Hilbert	G06F 3/04817 463/13
2019/0073878	A1	*	3/2019	Kendall	G07F 17/34
2019/0355218	A1	*	11/2019	Visser	G07F 17/3267

OTHER PUBLICATIONS

“First on You Tube ***New Machine ♦♦ Sun & ♦♦ Moon Gold by Aristocrat” Mar. 6, 2019, YouTube, site visited Jun. 24, 2020: <https://www.youtube.com/watch?v=dtgJnoxb-s> (Year: 2019).*

“★Jackpot Handpay! Over 300+ Spins!!★ Extreme Free Games! Wonder 4 Boost Buffalo Slot Machine” Sep. 17, 2019, YouTube, site visited Jun. 24, 2020: <https://www.youtube.com/watch?v=9J9GeaKuUoc> (Year: 2019).*

“Top of the Tower With 18 Spins Left! Wonder 4 Tower Slot Machine—Buffalo” Nov. 9, 2017, YouTube, site visited Jun. 29, 2020: <https://www.youtube.com/watch?v=DJbLmHrSUrs> (Year: 2017).*

Sun and Moon Game, https://www.youtube.com/watch?v=_B4AwT-4Ldw, Nov. 9, 2013, retrieved from the internet on Mar. 4, 2019, 1 page.

* cited by examiner




FIG. 1




FIG. 2




FIG. 3




FIG. 4




FIG. 5




FIG. 6




FIG. 7




FIG. 8




FIG. 9




FIG. 10




FIG. 11




FIG. 12




FIG. 13




FIG. 14




FIG. 15




FIG. 16




FIG. 17




FIG. 18




FIG. 19




FIG. 20




FIG. 21




FIG. 22




FIG. 23




FIG. 25




FIG. 26