



US00D900088S

(12) **United States Design Patent** (10) **Patent No.:** **US D900,088 S**
Aughney et al. (45) **Date of Patent:** **** Oct. 27, 2020**

(54) **KIOSK**
(71) Applicant: **Everi Payments Inc.**, Austin, TX (US)
(72) Inventors: **Michael Aughney**, Las Vegas, NV (US); **Jessica Barreto**, Las Vegas, NV (US); **Francisco Perez**, Las Vegas, NV (US); **Robert Khan**, Las Vegas, NV (US); **Thomas Quick**, Las Vegas, NV (US)

D800,715 S * 10/2017 Kane D14/307
D815,628 S * 4/2018 Berini D14/307
D818,464 S * 5/2018 Berini D14/307
D829,706 S * 10/2018 Berini D14/307
D836,625 S * 12/2018 Szeredi D14/307
D840,390 S * 2/2019 Mangeot D14/307
D858,512 S * 9/2019 Angelopoulos D14/307
D876,344 S * 2/2020 Mercer D13/107

(Continued)

(73) Assignee: **Everi Payments Inc.**, Las Vegas, NV (US)

Everi, CXC 4.0 SR, <https://web.archive.org/web/20170907000856/http://www.everi.com/payments/kiosks/everi-kiosks/cxc-4-0-sr/>, Sep. 1, 2017, 2 pages.

(**) Term: **15 Years**

(Continued)

(21) Appl. No.: **29/665,249**

Primary Examiner — Austin Murphy

(22) Filed: **Oct. 1, 2018**

(74) *Attorney, Agent, or Firm* — Weide & Miller, Ltd.

(51) **LOC (12) Cl.** **14-02**

(57) **CLAIM**

(52) **U.S. Cl.**
USPC **D14/307**

The ornamental design for a kiosk, as shown and described.

(58) **Field of Classification Search**
USPC D14/302–307, 900–902; D13/163; D20/10; D21/332, 325, 369, 370; D99/28; D6/397, 466; 194/206; 361/679.01, 679.02, 679.04, 679.21, 361/679.57, 725
CPC G06Q 20/18; G06Q 20/10; G06Q 20/123; G06Q 20/20; G06Q 30/02; G06Q 30/06; A47F 9/047
See application file for complete search history.

DESCRIPTION

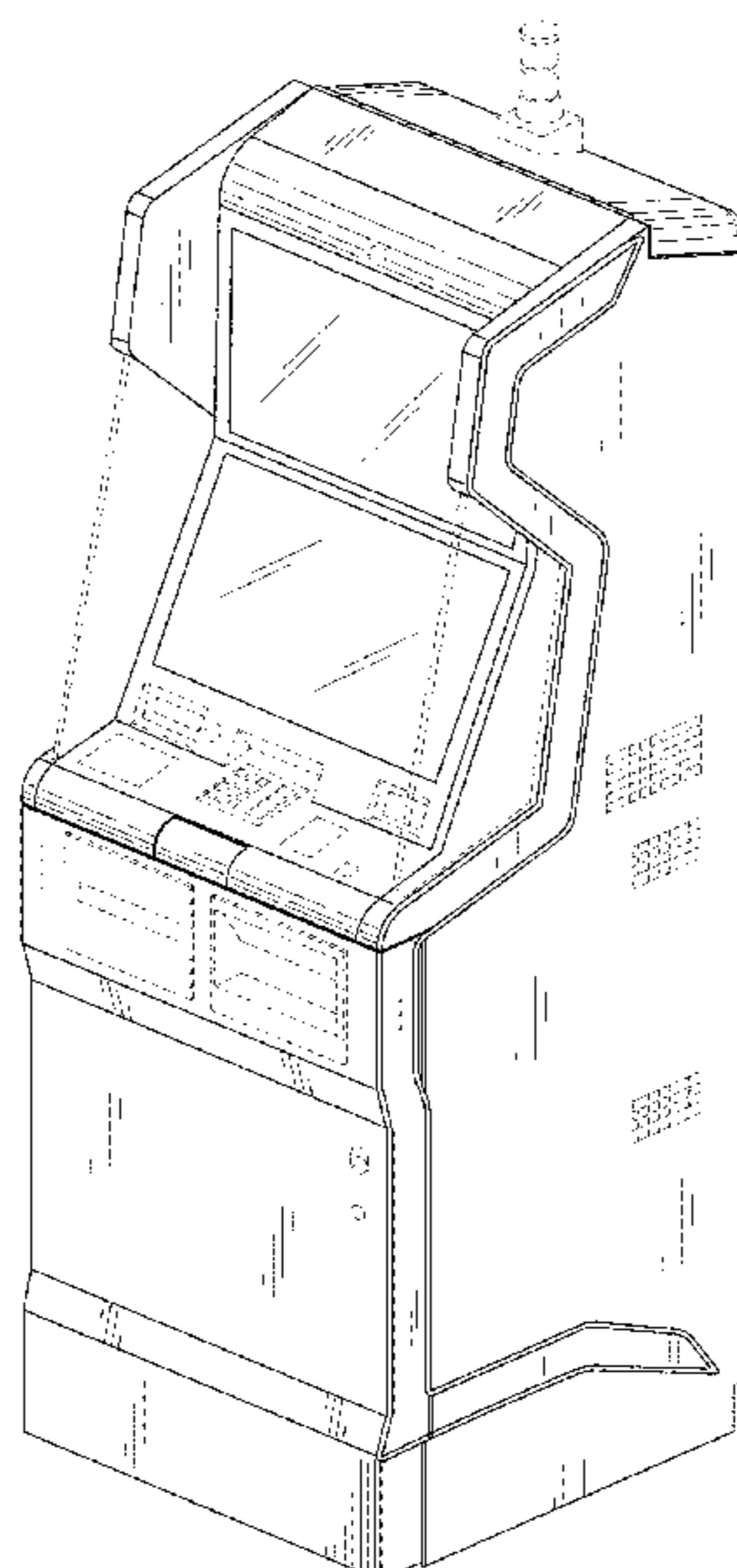
FIG. 1 is a front isometric view of a kiosk in accordance with the present invention;
FIG. 2 is a front elevation view of the kiosk illustrated in FIG. 1;
FIG. 3 is a first side view of the kiosk illustrated in FIG. 1;
FIG. 4 is a rear elevation view of the kiosk illustrated in FIG. 1;
FIG. 5 is a second side view of the kiosk illustrated in FIG. 1;
FIG. 6 a top plan view of the kiosk illustrated in FIG. 1; and
FIG. 7 is a bottom plan view of the kiosk illustrated in FIG. 1.
The portions of the drawings shown in dotted line are for reference only and form no portion of the claimed design.

(56) **References Cited**

U.S. PATENT DOCUMENTS

D732,520 S * 6/2015 Themann D14/307
D742,870 S * 11/2015 Berini G07C 9/257
D14/307
D774,030 S * 12/2016 Hoover D14/307
D799,471 S * 10/2017 Brown D14/307

1 Claim, 4 Drawing Sheets



(56)

References Cited

U.S. PATENT DOCUMENTS

D876,346 S * 2/2020 Mercer D13/107

OTHER PUBLICATIONS

Everi, CXC 4.0 L, <https://web.archive.org/web/20170901165152/http://www.everi.com/payments/kiosks/everi-kiosks/cxc-4-0-l/>, Sep. 1, 2017, 2 pages.

Everi, CXC 4.0 R, <https://web.archive.org/web/20170901165156/http://www.everi.com/payments/kiosks/everi-kiosks/cxc-4-0-r/>, Sep. 1, 2017, 2 pages.

Everi, VXC, <https://web.archive.org/web/20170901165202/http://www.everi.com/payments/kiosks/everi-kiosks/versatileexchange/>, Sep. 1, 2017, 2 pages.

* cited by examiner

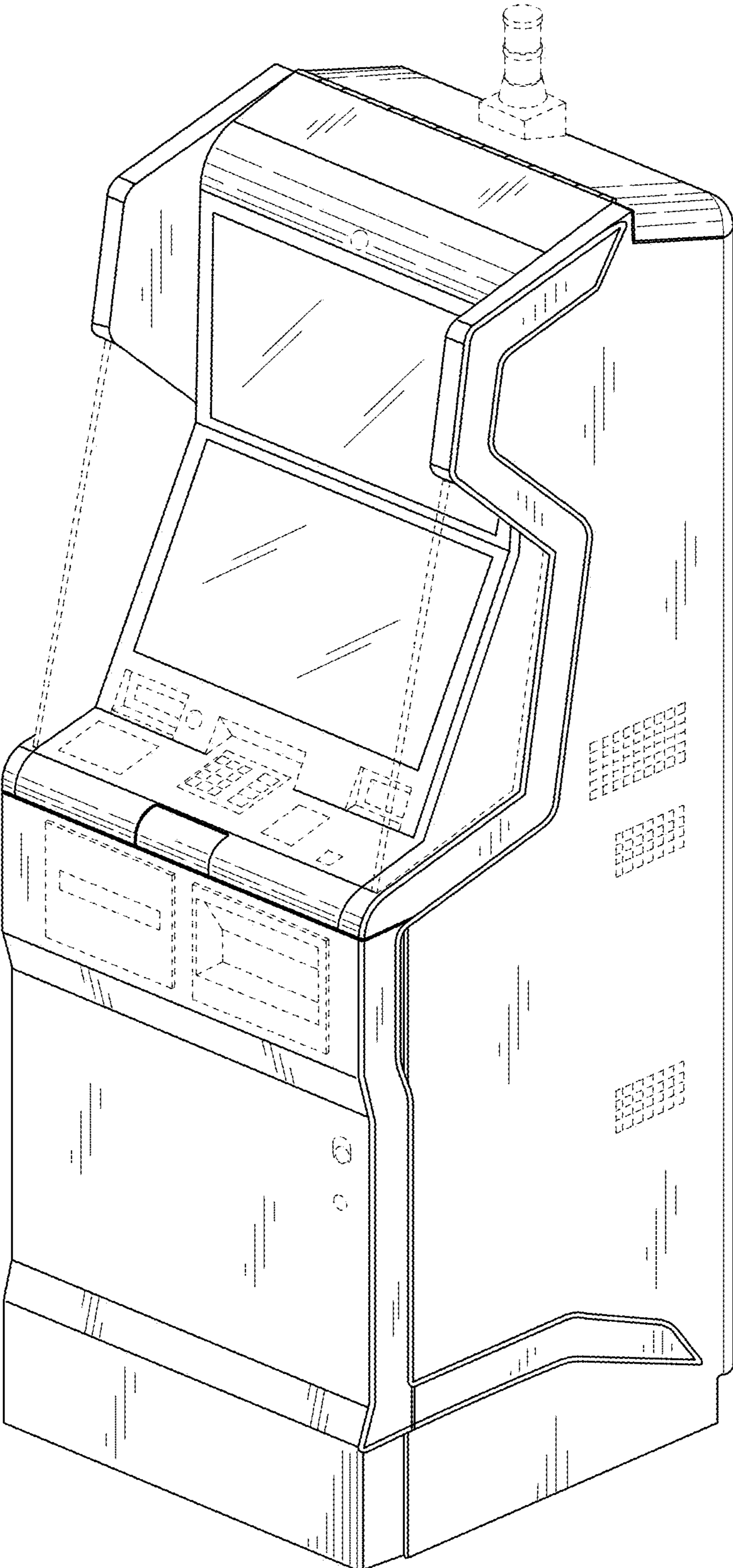


FIG. 1

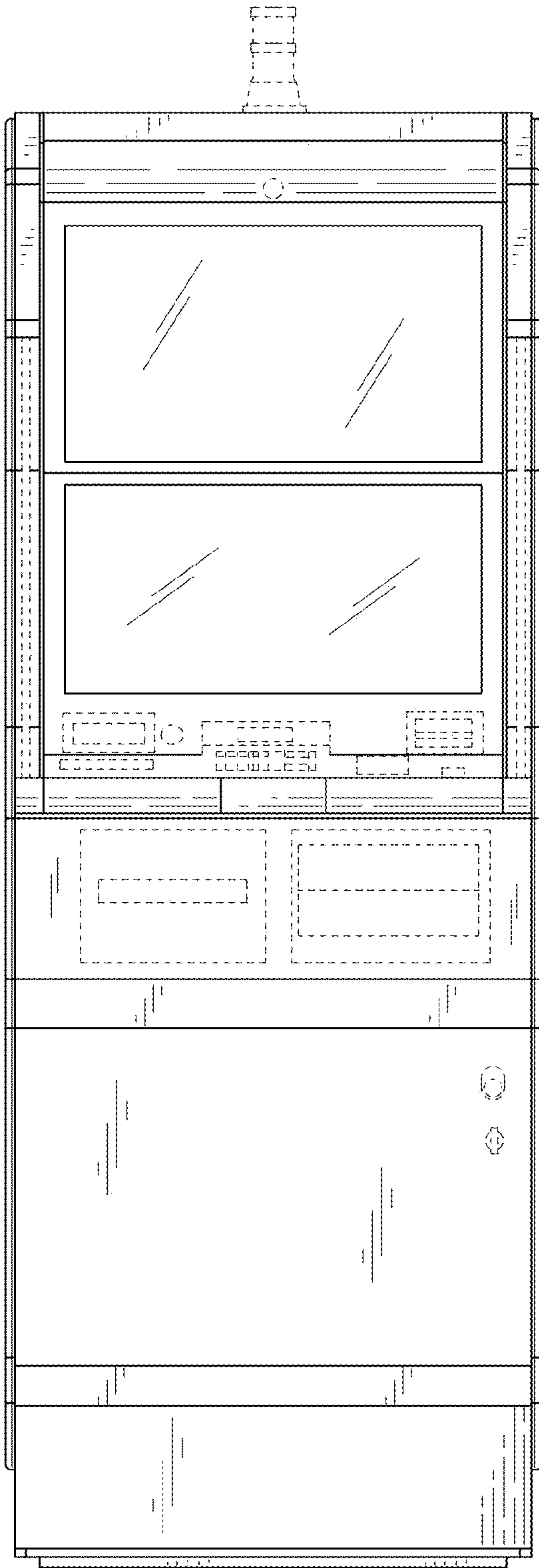


FIG. 2

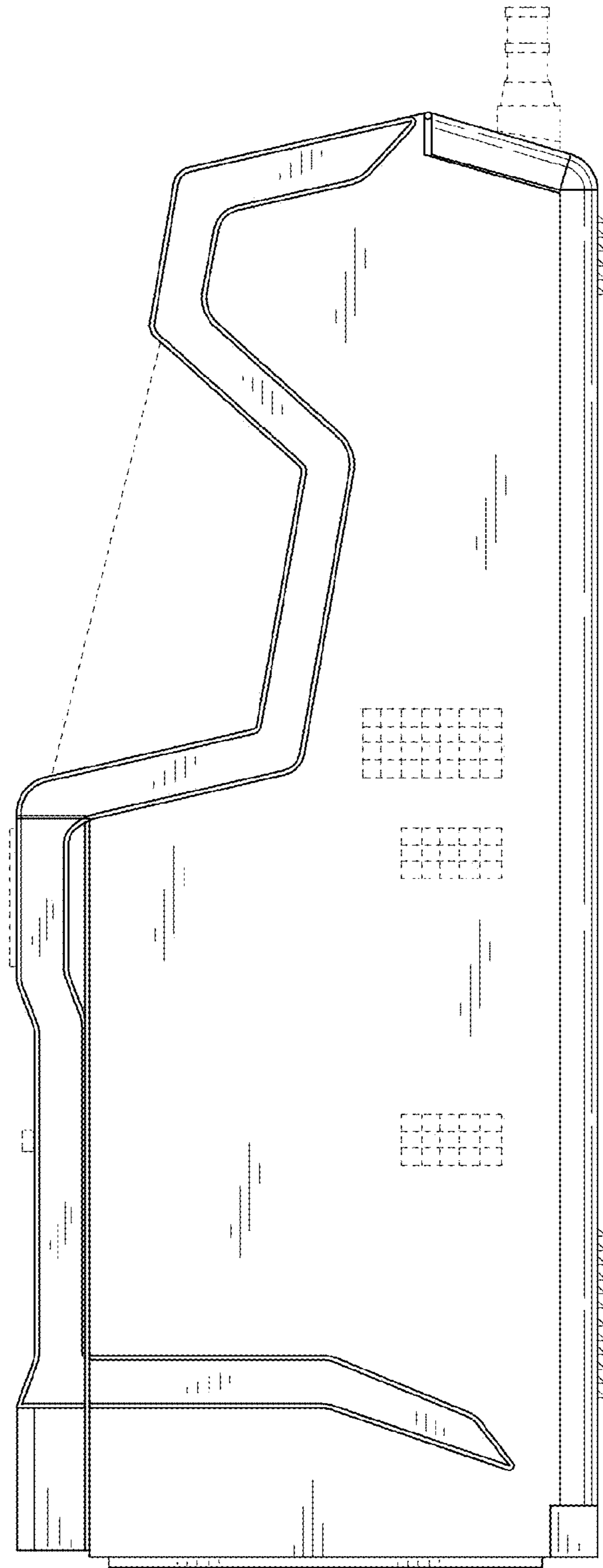


FIG. 3




FIG. 4

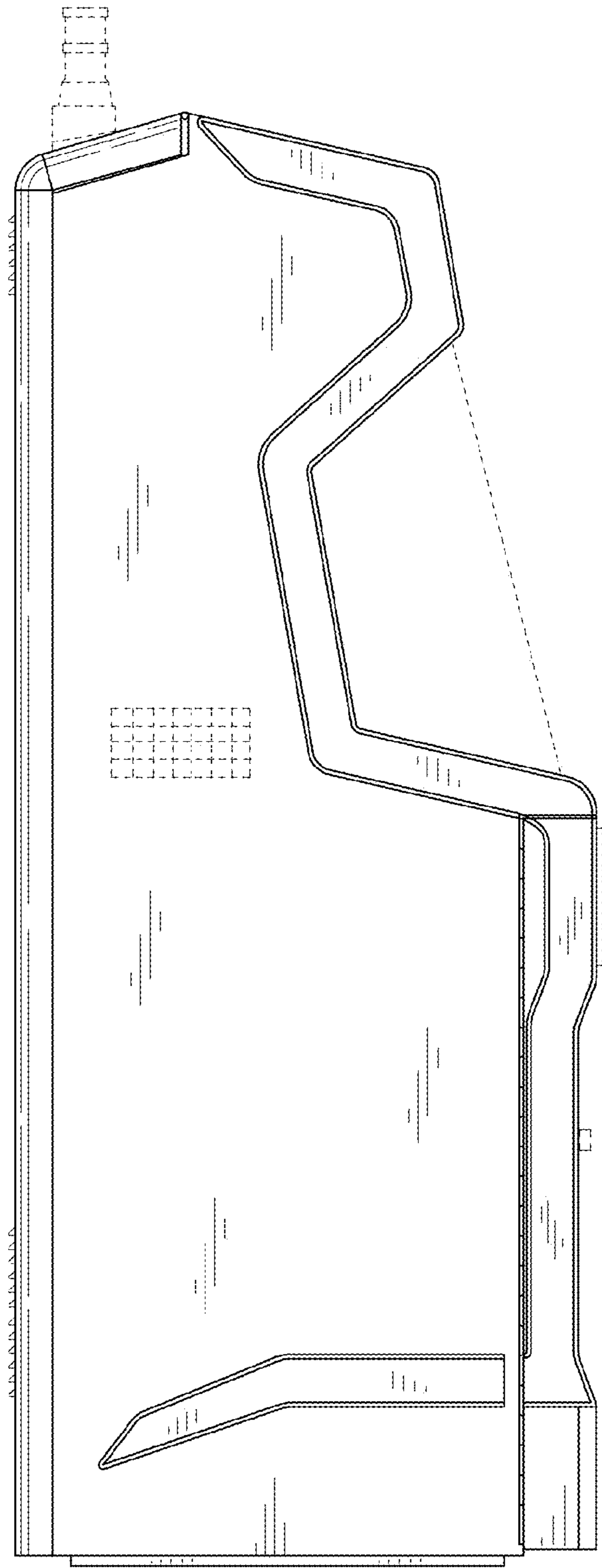


FIG. 5

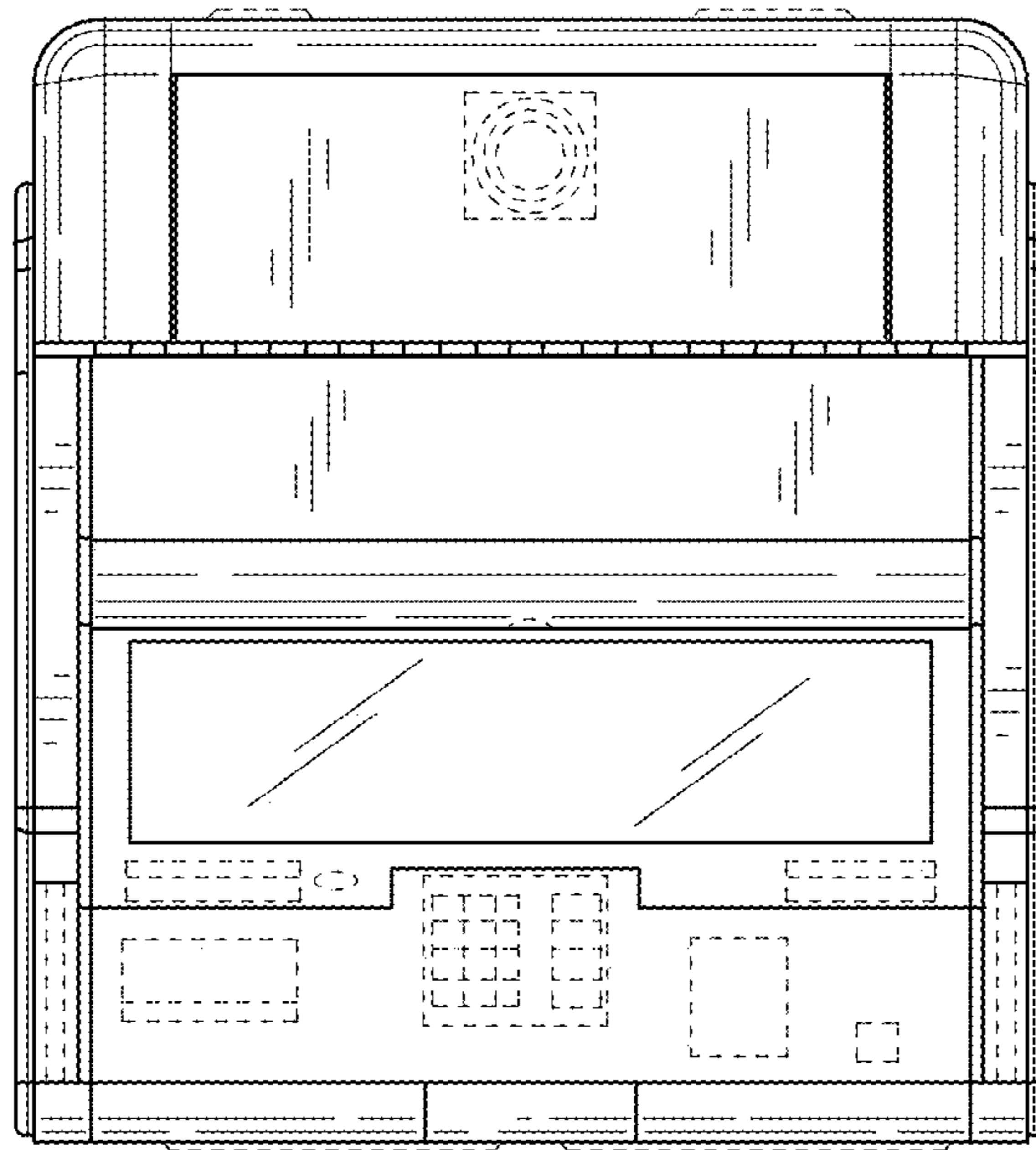


FIG. 6

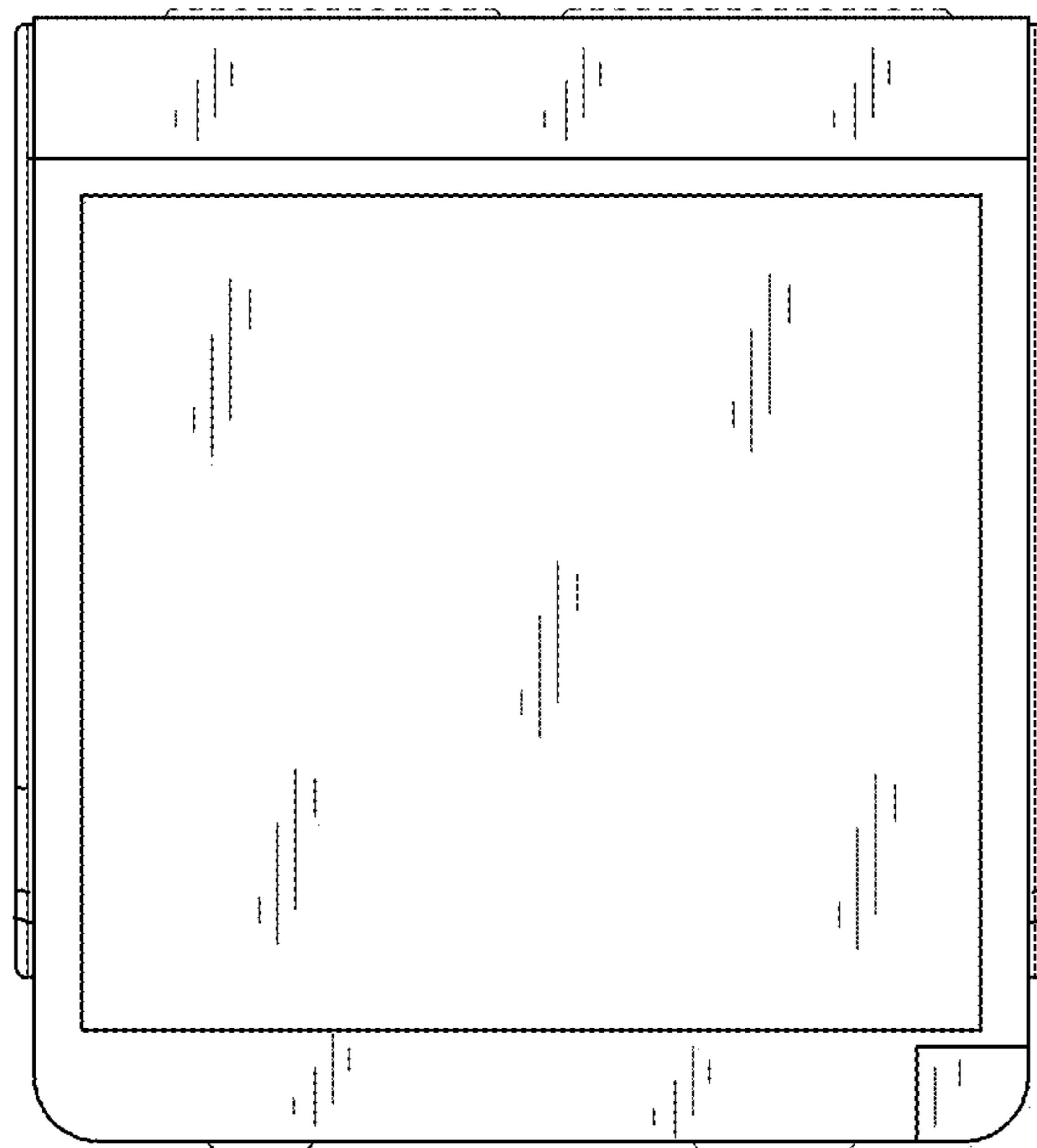


FIG. 7