

US00D900072S

(12) **United States Design Patent**  
**Lantz et al.**

(10) **Patent No.:** **US D900,072 S**  
(45) **Date of Patent:** **\*\* Oct. 27, 2020**

(54) **HOUSING FOR A CEILING ARRAY MICROPHONE**

(71) Applicant: **Shure Acquisition Holdings, Inc.**,  
Niles, IL (US)

(72) Inventors: **Gregory William Lantz**, Aurora, IL (US); **Mark Louis Coster**, Wilmette, IL (US); **John Matthew Miller**, Grayslake, IL (US); **Elizabeth Ahra Cho**, Wilmette, IL (US)

(73) Assignee: **Shure Acquisition Holdings, Inc.**,  
Niles, IL (US)

(\*\*) Term: **15 Years**

(21) Appl. No.: **29/691,349**

(22) Filed: **May 15, 2019**

(51) **LOC (12) Cl.** ..... **14-01**

(52) **U.S. Cl.**  
USPC ..... **D14/229**; D14/209

(58) **Field of Classification Search**  
USPC ... D14/126, 204, 209, 209.1, 210, 211, 219, D14/221, 224, 224.1, 225, 229, 250; 181/141, 144, 145, 147, 148, 150, 157, 181/164, 172, 173, 198, 199; 381/300-303, 306, 332, 333, 336, 345, 381/361-364, 386-388; 379/202.01; D23/388; D6/300, 308; 312/114; 248/220.22  
CPC . H04R 1/01; H04R 25/00; H04R 5/02; H04R 1/20; H04R 9/06; H04R 1/24; H04R 7/18; H04R 1/40; H04R 1/406; H04R 31/00; H04R 2201/021; H04R 2201/40  
See application file for complete search history.

(56) **References Cited**

**U.S. PATENT DOCUMENTS**

- 2,938,113 A \* 5/1960 Schneil ..... A47G 1/0616  
455/350
- 3,019,854 A \* 2/1962 O'Bryant ..... F24F 13/28  
55/491

(Continued)

*Primary Examiner* — Katie Jane Stofko  
(74) *Attorney, Agent, or Firm* — Neal, Gerber & Eisenberg LLP

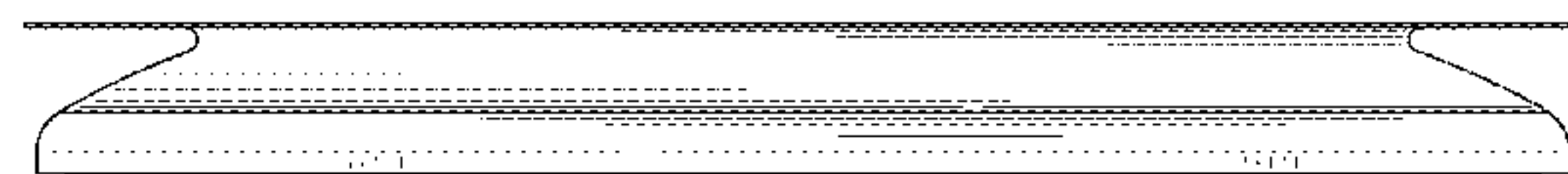
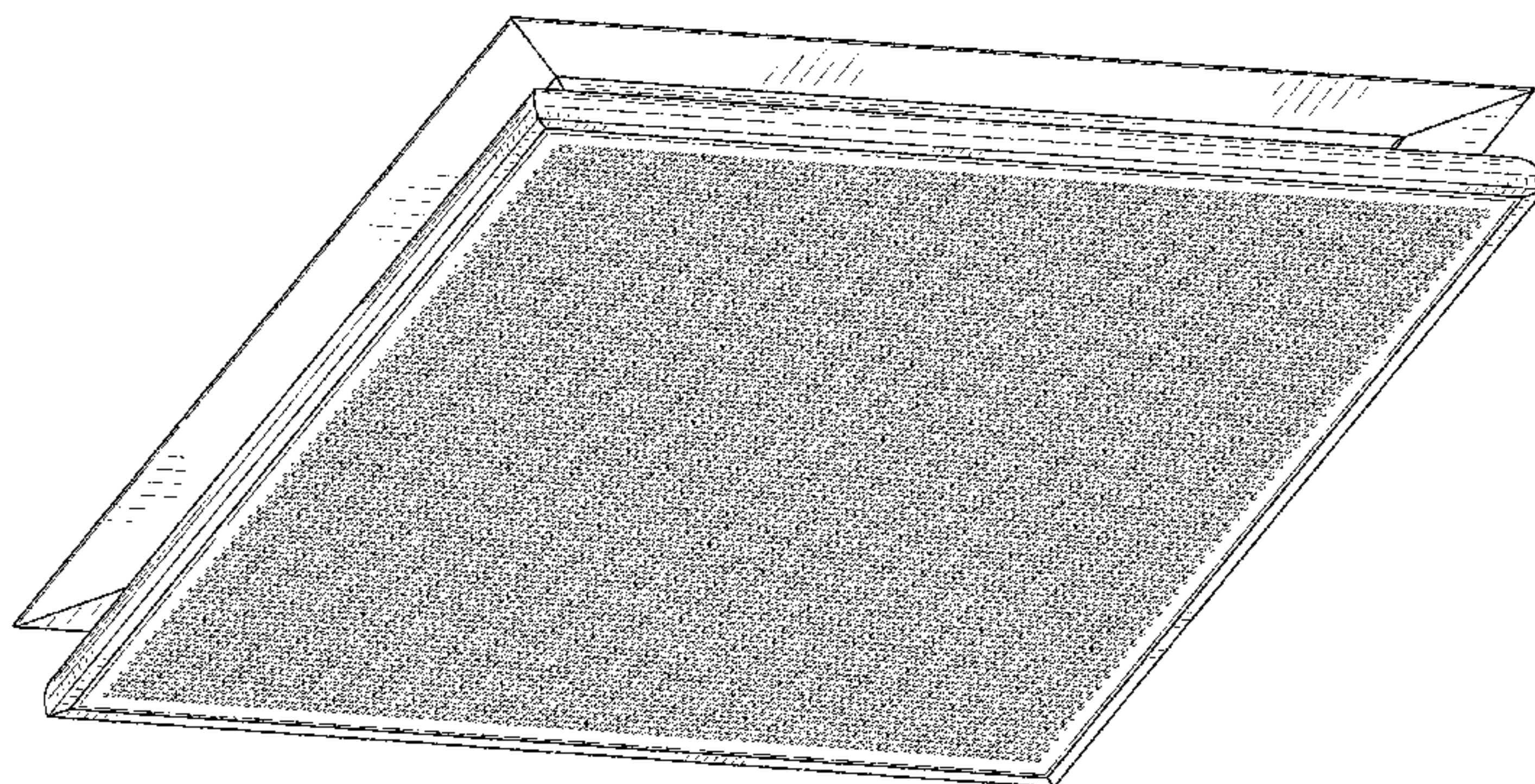
(57) **CLAIM**

The ornamental design for a housing for a ceiling array microphone, as shown and described.

**DESCRIPTION**

FIG. 1 is a bottom perspective view of a housing for a ceiling array microphone;  
 FIG. 2 is a top perspective view thereof;  
 FIG. 3 is a side elevation view thereof, the opposite side elevation view and the two end elevation views being identical thereto;  
 FIG. 4 is a top plan view thereof;  
 FIG. 5 is a bottom plan view thereof;  
 FIG. 6 is a bottom perspective view thereof, shown in an environment of use;  
 FIG. 7 is a top perspective view thereof, shown in an environment of use;  
 FIG. 8 is a side elevation view thereof, shown in an environment of use, the opposite side elevation view and two end elevation views being identical thereto;  
 FIG. 9 is a top plan view thereof, shown in an environment of use; and,  
 FIG. 10 is a bottom plan view thereof, shown in an environment of use.  
 The broken lines in FIGS. 1, 2, 4 and 5 show portions of the housing for a ceiling array microphone that form no part of the claimed design. The broken lines illustrating the ceiling in FIGS. 6-10 are environment, while the remaining broken lines in FIGS. 6-10 illustrate portions of the housing for a ceiling array microphone that form no part of the claimed design.

**1 Claim, 10 Drawing Sheets**



(56)

**References Cited**

U.S. PATENT DOCUMENTS

3,509,290 A \* 4/1970 Kazukiyo ..... H04R 7/06  
 381/431  
 D255,234 S \* 6/1980 Wellward ..... 181/150  
 D329,239 S \* 9/1992 Hahn ..... D14/219  
 D392,977 S \* 3/1998 Kim ..... D14/214  
 D416,315 S \* 11/1999 Nanjo ..... D23/351  
 D489,707 S \* 5/2004 Kobayashi ..... D14/214  
 D578,509 S \* 10/2008 Thomas ..... D14/214  
 D581,510 S \* 11/2008 Albano ..... D23/388  
 D595,402 S \* 6/2009 Miyake ..... D23/385  
 7,565,949 B2 \* 7/2009 Tojo ..... G06F 1/1605  
 181/148  
 D617,441 S \* 6/2010 Koury ..... D23/385  
 D685,346 S \* 7/2013 Szymanski ..... D14/214  
 D737,245 S \* 8/2015 Fan ..... D14/214

D756,502 S \* 5/2016 Lee ..... D23/388  
 D767,748 S \* 9/2016 Nakai ..... D23/388  
 9,565,493 B2 \* 2/2017 Abraham ..... H04R 31/00  
 D784,299 S 4/2017 Cho  
 D801,285 S \* 10/2017 Timmins ..... D13/156  
 10,054,320 B2 \* 8/2018 Choi ..... F24F 1/0007  
 D841,589 S \* 2/2019 Bohmer ..... D13/133  
 D857,873 S \* 8/2019 Shimada ..... D23/371  
 D860,997 S \* 9/2019 Jhun ..... D14/432  
 D865,723 S \* 11/2019 Cho ..... H04R 1/02  
 D14/225  
 2010/0011644 A1 \* 1/2010 Kramer ..... A47G 1/0616  
 40/711  
 2013/0251181 A1 \* 9/2013 Stewart, Jr. .... H04R 1/02  
 381/332  
 2014/0233777 A1 \* 8/2014 Tseng ..... H04R 1/021  
 381/332  
 2016/0323668 A1 \* 11/2016 Abraham ..... H04R 31/00  
 \* cited by examiner






FIG. 1



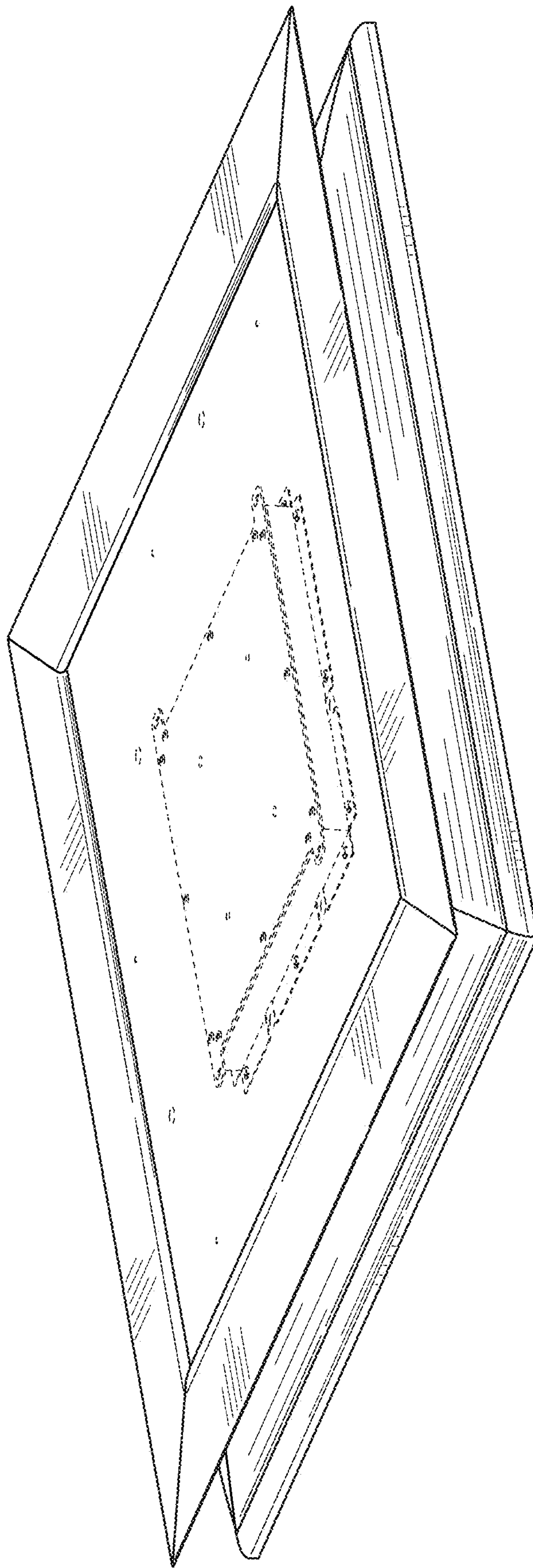


FIG. 2


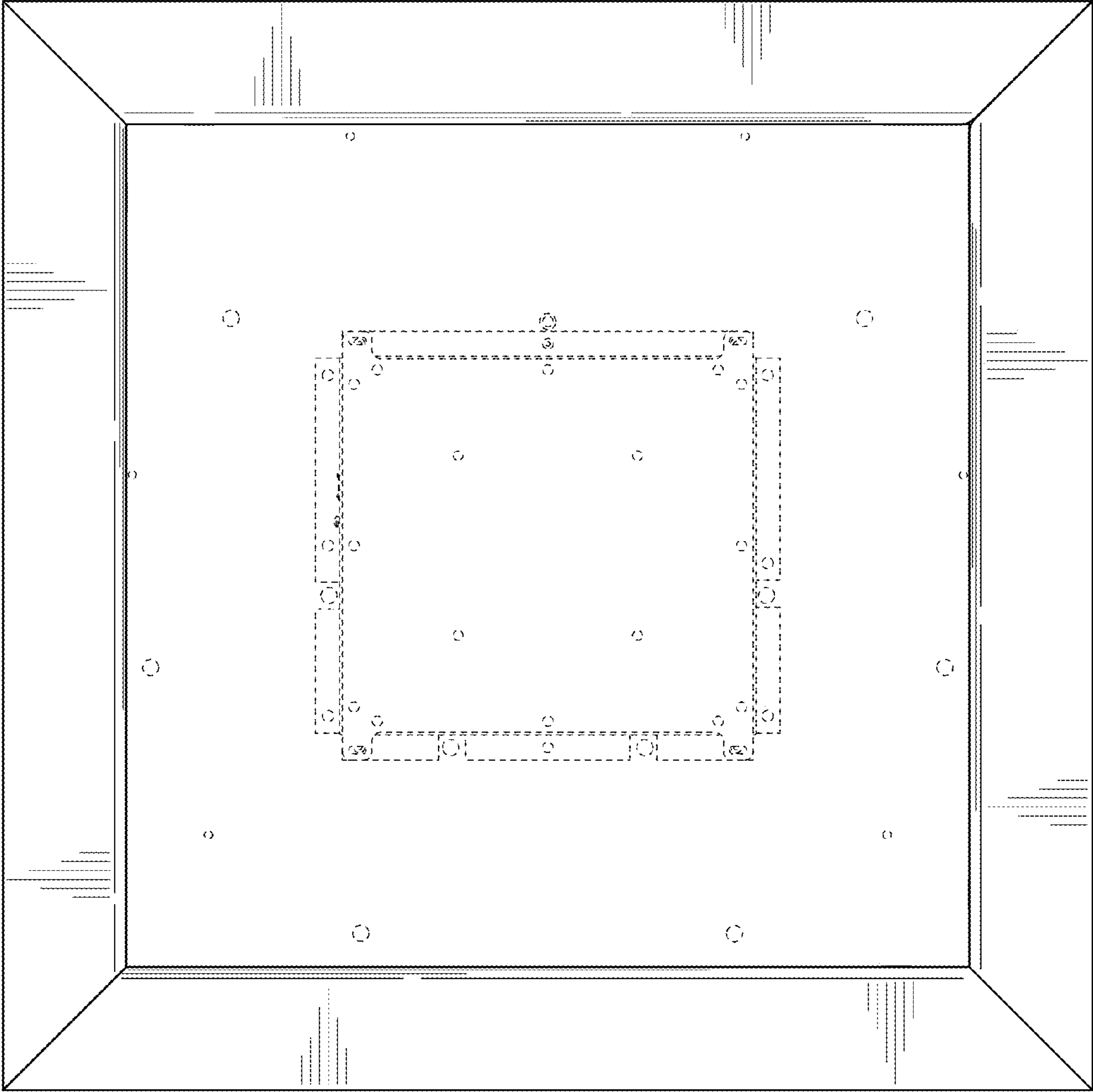


FIG. 3

FIG. 4








FIG. 5



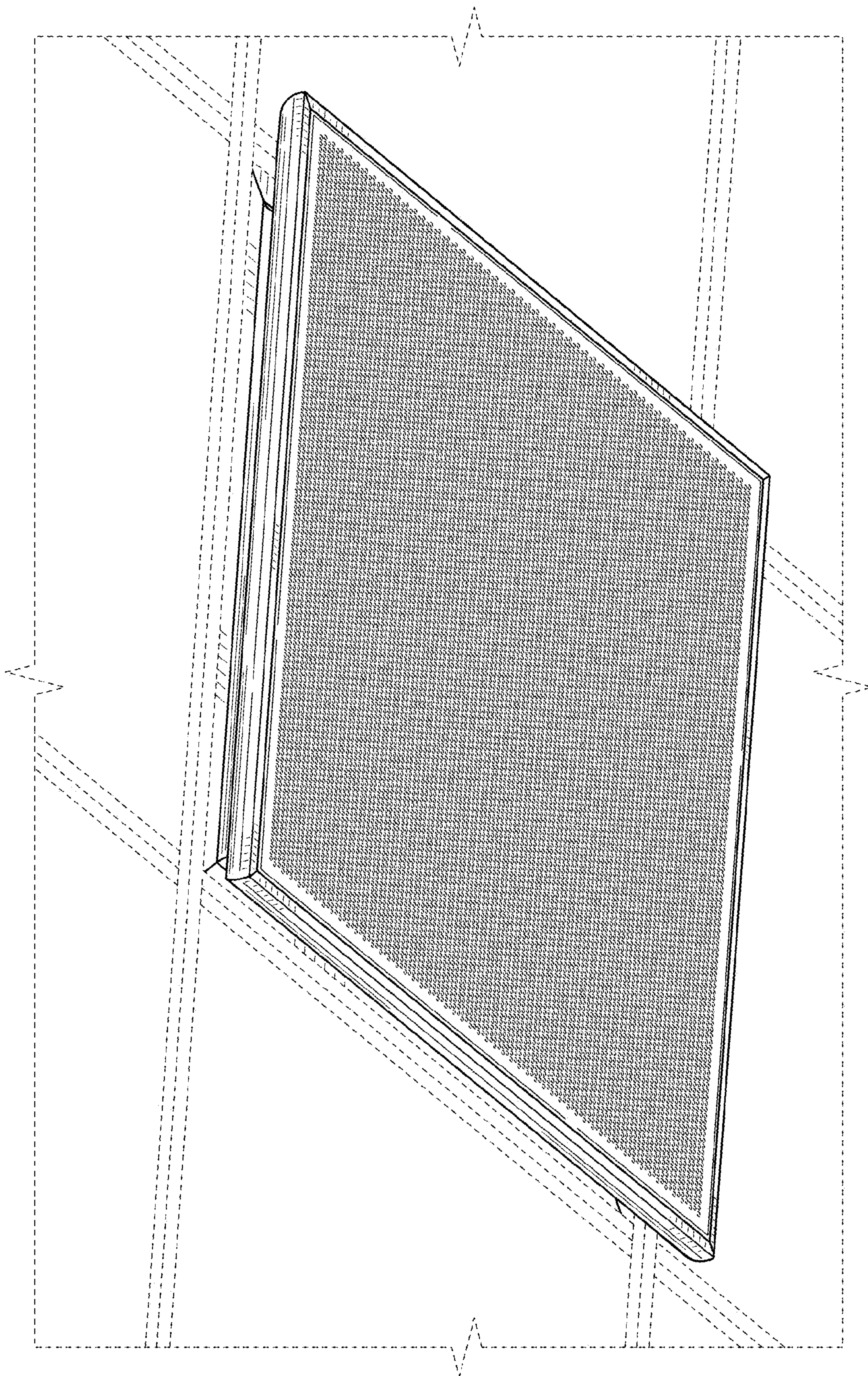


FIG. 6



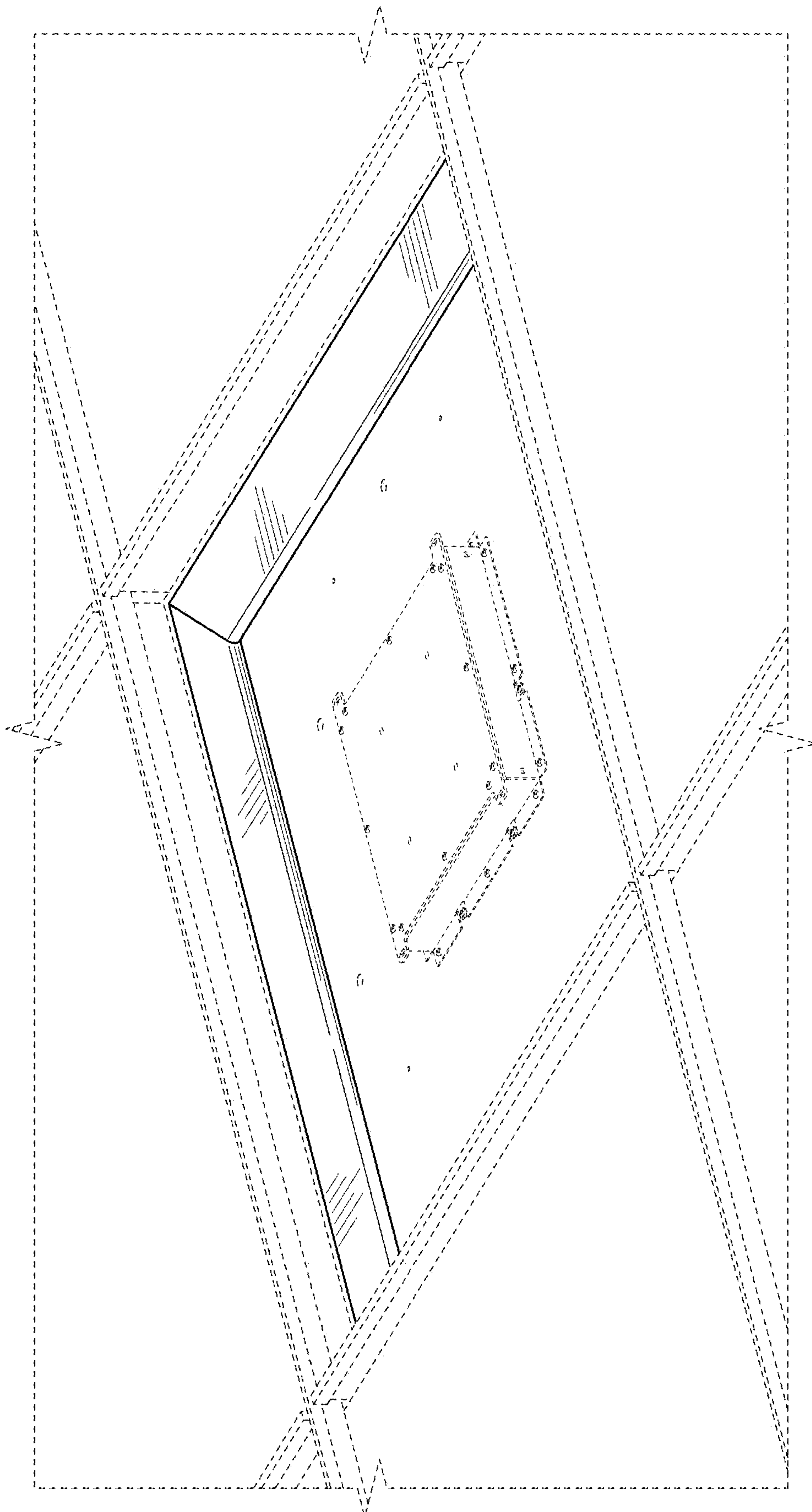


FIG. 7






FIG. 8



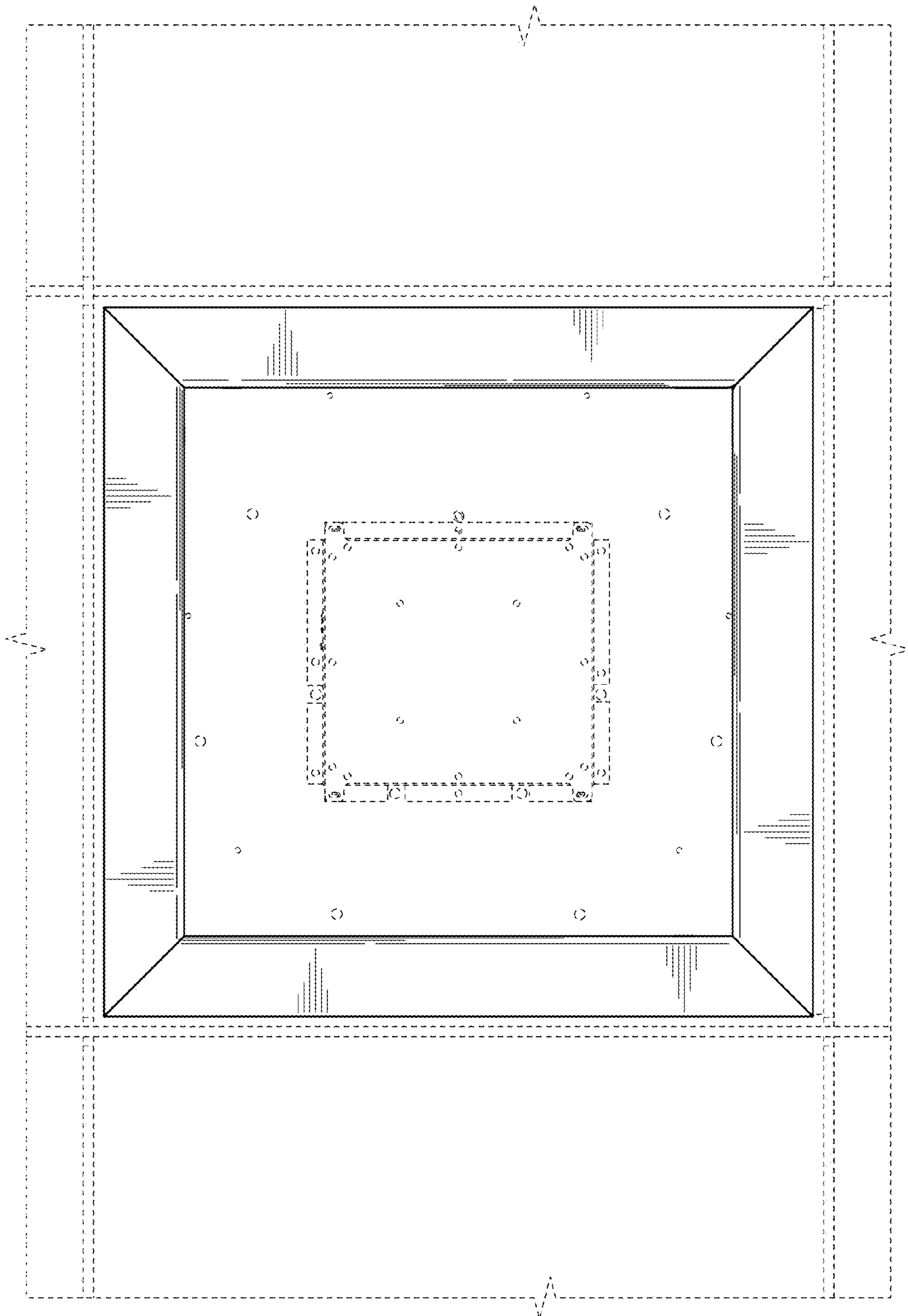


FIG. 9



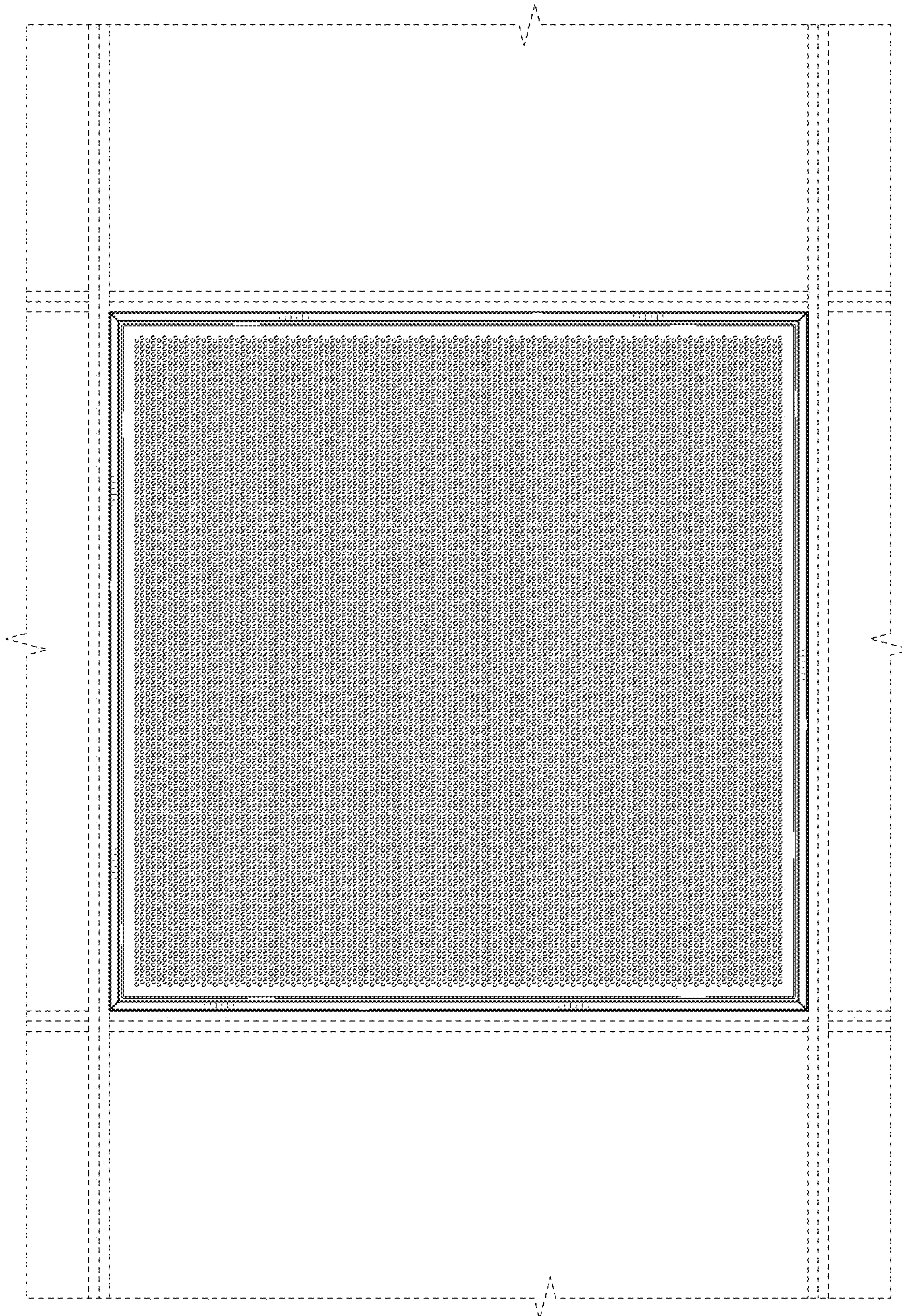


FIG. 10