



US00D900061S

(12) **United States Design Patent** (10) **Patent No.:** **US D900,061 S**
Mihara (45) **Date of Patent:** **** Oct. 27, 2020**

(54) **SPEAKER FOR CARS**
(71) Applicant: **JVC KENWOOD Corporation,**
Yokohama-shi, Kanagawa (JP)

D840,375 S * 2/2019 Sakata D14/216
D859,365 S * 9/2019 Kitamura D14/216
D864,913 S * 10/2019 Kitamura D14/216
D864,914 S * 10/2019 Kitamura D14/216

(Continued)

(72) Inventor: **Masaya Mihara,** Yokohama (JP)

FOREIGN PATENT DOCUMENTS

(73) Assignee: **JVC KENWOOD Corporation,**
Yokohama (JP)

JP D2017-19172 * 4/2018
JP D2017-22911 * 9/2018

(Continued)

(**) Term: **15 Years**

OTHER PUBLICATIONS

(21) Appl. No.: **29/683,952**

(22) Filed: **Mar. 18, 2019**

Kenwood 6½ in 3 Way Speakers, (c) 2018 [online], [retrieved Jun. 2, 2020], Retrieved from internet, URL: <https://www.autozone.com/stereo-speakers-and-audio/speaker/kenwood-6-1-2in-3-way-speakers/568503_0_0?spps.s=6077&cmpid=LIA:US:EN:AD:N%E2%80%A6> (Year: 2018).*

(Continued)

Foreign Application Priority Data

Dec. 21, 2018 (JP) 2018-028056

(51) **LOC (12) Cl.** **14-01**

(52) **U.S. Cl.**
USPC **D14/216; D14/221**

(58) **Field of Classification Search**
USPC D14/214, 215, 216, 221
CPC .. G10K 13/00; G10K 9/13; H01F 1/03; H01F
3/10; H01F 7/0289
See application file for complete search history.

Primary Examiner — Barbara Fox

Assistant Examiner — Aram Kwon

(74) *Attorney, Agent, or Firm* — Amin, Turocy & Watson, LLP

(57) **CLAIM**

The ornamental design for a speaker for cars, as shown and described.

DESCRIPTION

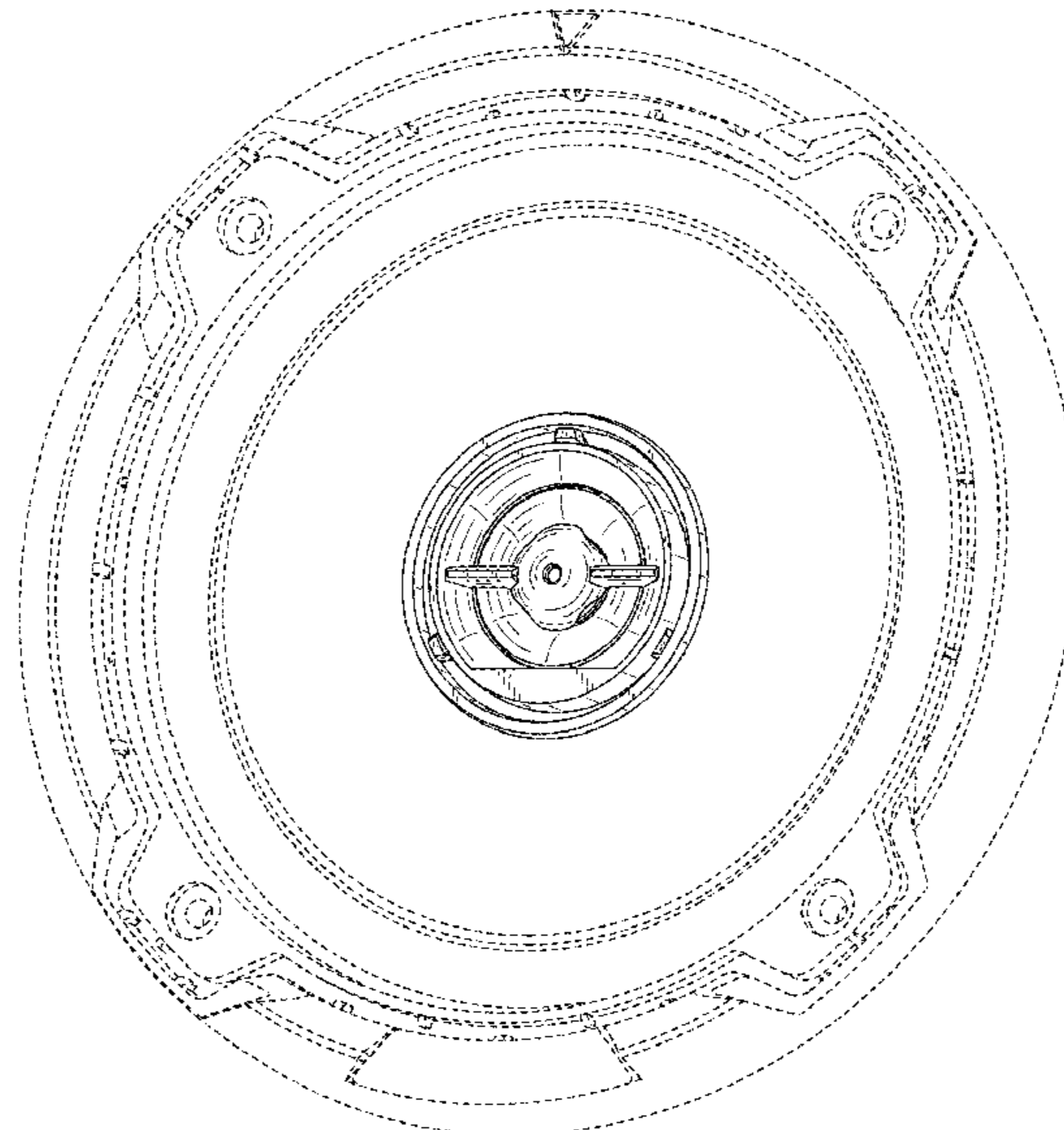
(56) **References Cited**

U.S. PATENT DOCUMENTS

D250,586 S * 12/1978 Nussdorfer D14/216
D318,671 S * 7/1991 Naumann D14/221
D400,884 S * 11/1998 Christie, II D14/216
D524,299 S * 7/2006 Ishikawa D14/221
D550,209 S * 9/2007 Mizokawa D14/216
D550,651 S * 9/2007 Mizokawa D14/216
D550,652 S * 9/2007 Mizokawa D14/216
D574,812 S * 8/2008 Sei D14/216
D593,073 S * 5/2009 Kurihara D14/216
D652,408 S * 1/2012 Chen D14/216
D749,058 S * 2/2016 Sung D14/216
D777,707 S * 1/2017 Kimura D14/216

FIG. 1 is a front perspective view of a speaker for cars showing my new design;
FIG. 2 is a front elevational view thereof;
FIG. 3 is a rear elevational view thereof;
FIG. 4 is a top plan view thereof;
FIG. 5 is a bottom plan view thereof;
FIG. 6 is a right-side elevational view thereof; and,
FIG. 7 is a left-side elevational view thereof.
The broken lines represent portions of the speaker for cars that are not part of the claimed design.

1 Claim, 6 Drawing Sheets



(56)

References Cited

U.S. PATENT DOCUMENTS

D872,052 S * 1/2020 Kitamura D14/210
D875,078 S * 2/2020 Horiuchi D14/216
D875,081 S * 2/2020 Horiuchi D14/216
D875,717 S * 2/2020 Horiuchi D14/216
D884,683 S * 5/2020 Muramoto D14/224

FOREIGN PATENT DOCUMENTS

JP D2017-29488 * 9/2018
JP D2018-28056 * 7/2019

OTHER PUBLICATIONS

Kenwood KFC-XP6903C, publication date not available, [retrieved Jun. 2, 2020], Retrieved from internet, URL: <https://www.pacificstereo.com/kenwood-kfc-xp6903c.html?utm_source=google-products&utm_medium=cse&utm_campaign=google-products&keyword%E2%80%A6> (Year: 2020).*

* cited by examiner

FIG. 1

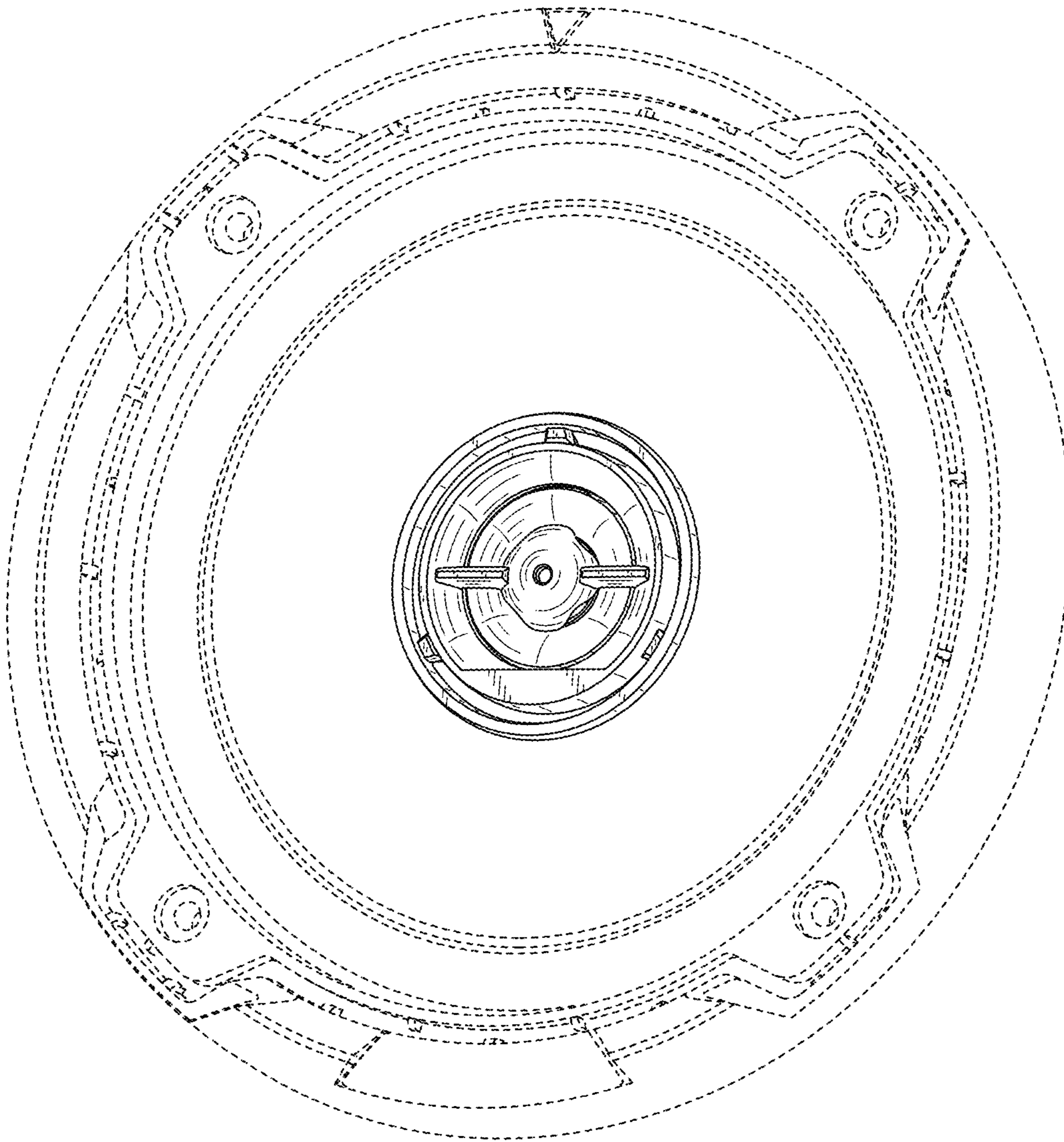


FIG. 2




FIG. 3




FIG. 4

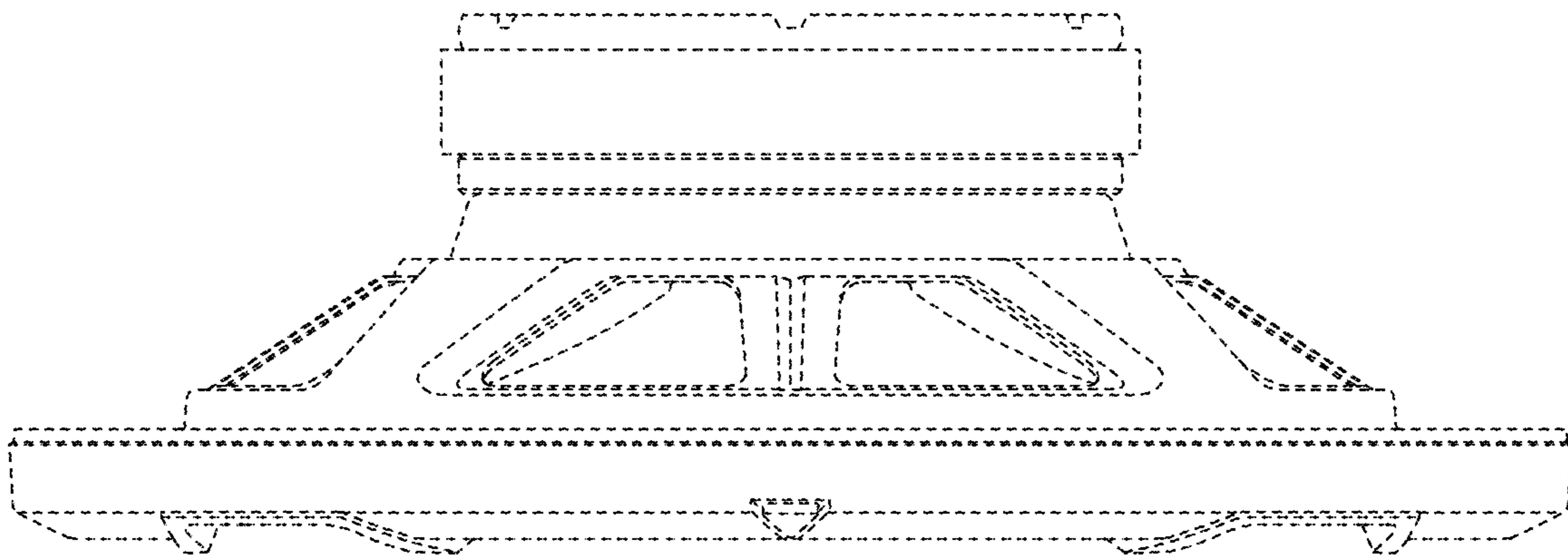


FIG. 5

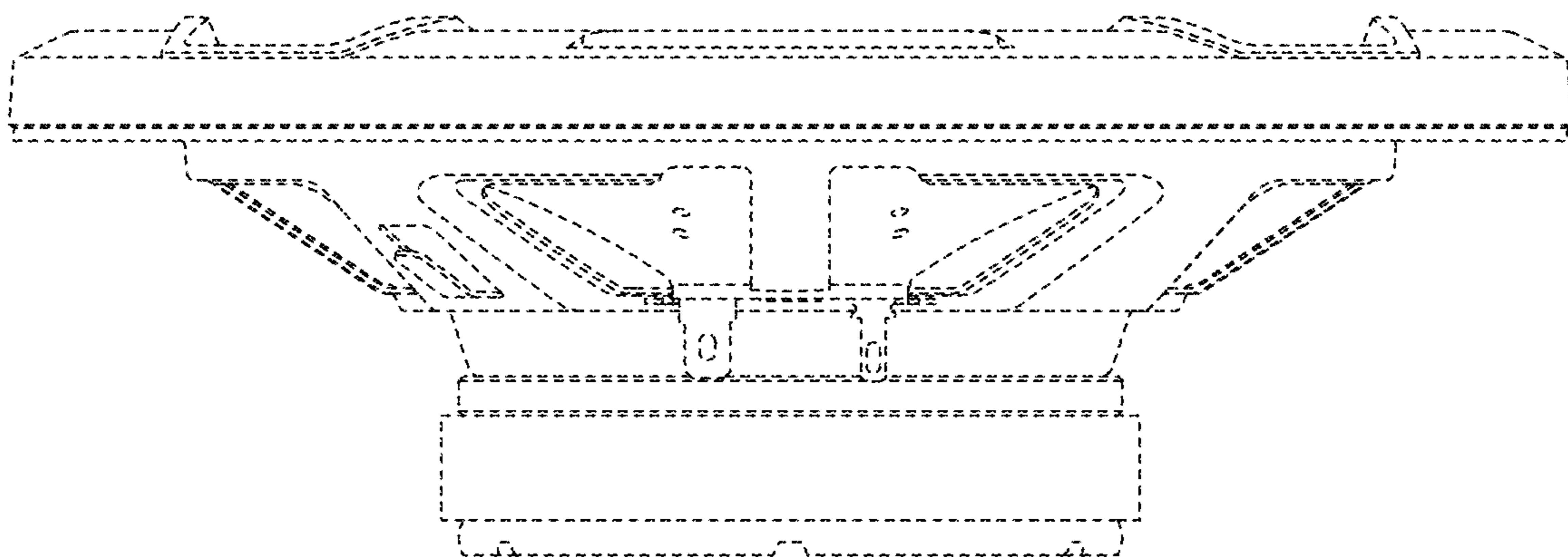


FIG. 6

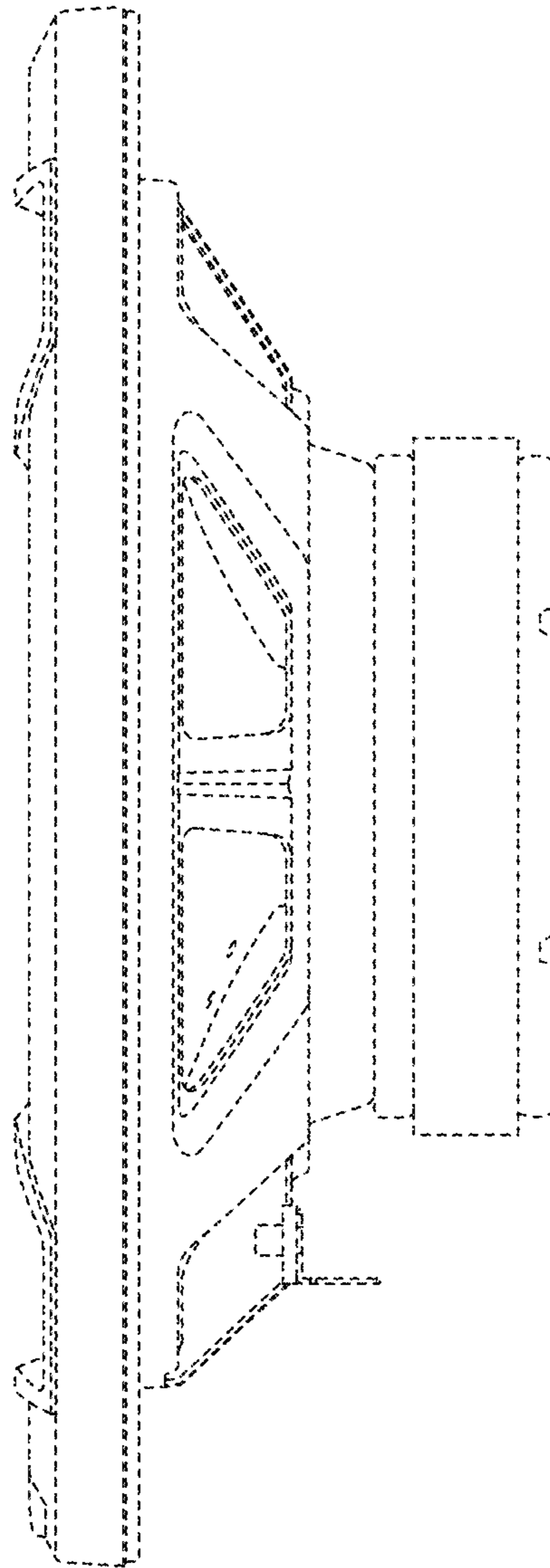


FIG. 7

