



US00D900033S

(12) **United States Design Patent** (10) **Patent No.:** **US D900,033 S**
Chen (45) **Date of Patent:** **** Oct. 27, 2020**

(54) **POWER STRIP**

(71) Applicant: **CHIZHOU ANDAXING ELECTRONICS TECHNOLOGY CO., LTD**, Chizhou (CN)

(72) Inventor: **Guoyou Chen**, Chizhou (CN)

(73) Assignee: **CHIZHOU ANDAXING ELECTRONICS TECHNOLOGY CO., LTD**, Chizhou (CN)

D662,056 S *	6/2012	Lee	D13/139.8
D673,503 S *	1/2013	Lee	D13/139.8
D682,789 S *	5/2013	Au	D13/137.3
D684,119 S *	6/2013	Barzman	D13/137.2
D693,770 S *	11/2013	Miller	D13/139.2
D705,732 S *	5/2014	Lee	D13/137.2
D775,081 S *	12/2016	Xu	D13/139.6
D776,056 S *	1/2017	Block	D13/137.2
D796,443 S *	9/2017	Xu	D13/139.6
D796,445 S *	9/2017	Xu	D13/139.6
D801,276 S *	10/2017	Lin	D13/139.7
D807,827 S *	1/2018	Lu	D13/137.2

(Continued)

(**) Term: **15 Years**

(21) Appl. No.: **29/740,685**

(22) Filed: **Jul. 7, 2020**

(51) **LOC (12) Cl.** **13-03**

(52) **U.S. Cl.**
USPC **D13/137.2; D13/137.3; D13/137.4**

(58) **Field of Classification Search**
USPC D13/103, 107, 108, 113, 118, 123, 133,
D13/137.1-137.4, 138.1, 138.2,
D13/139.1-139.7, 153, 154, 155;
D14/433, 434

CPC H01R 25/006; H01R 25/165; H01R 9/00;
H01R 9/22; H01R 9/226; H01R 13/00;
H01R 13/03; H01R 13/04; H01R 13/10;
H01R 13/35; H01R 13/502; H01R
13/631; H01R 13/6666; H01R 13/6675;
H05K 5/00; H05K 5/03

See application file for complete search history.

(56) **References Cited**

U.S. PATENT DOCUMENTS

D380,733 S *	7/1997	Parshad	D13/139.6
D402,963 S *	12/1998	Parshad	D13/139.6
D409,978 S *	5/1999	Stekelenburg	D13/139.6
6,113,434 A *	9/2000	Pate	H01R 25/003 439/107
D644,180 S *	8/2011	Lee	D13/139.8

OTHER PUBLICATIONS

Surge Protector, May 17, 2018, [online], [site visited Sep. 11, 2020], Available from Internet URL: <https://www.amazon.com/Etekcitey-Upgraded-Version-Protector-Extender/dp/B07CXJCLMM> (Year: 2018).*

(Continued)

Primary Examiner — Karen E Kearney

Assistant Examiner — Michael Chong

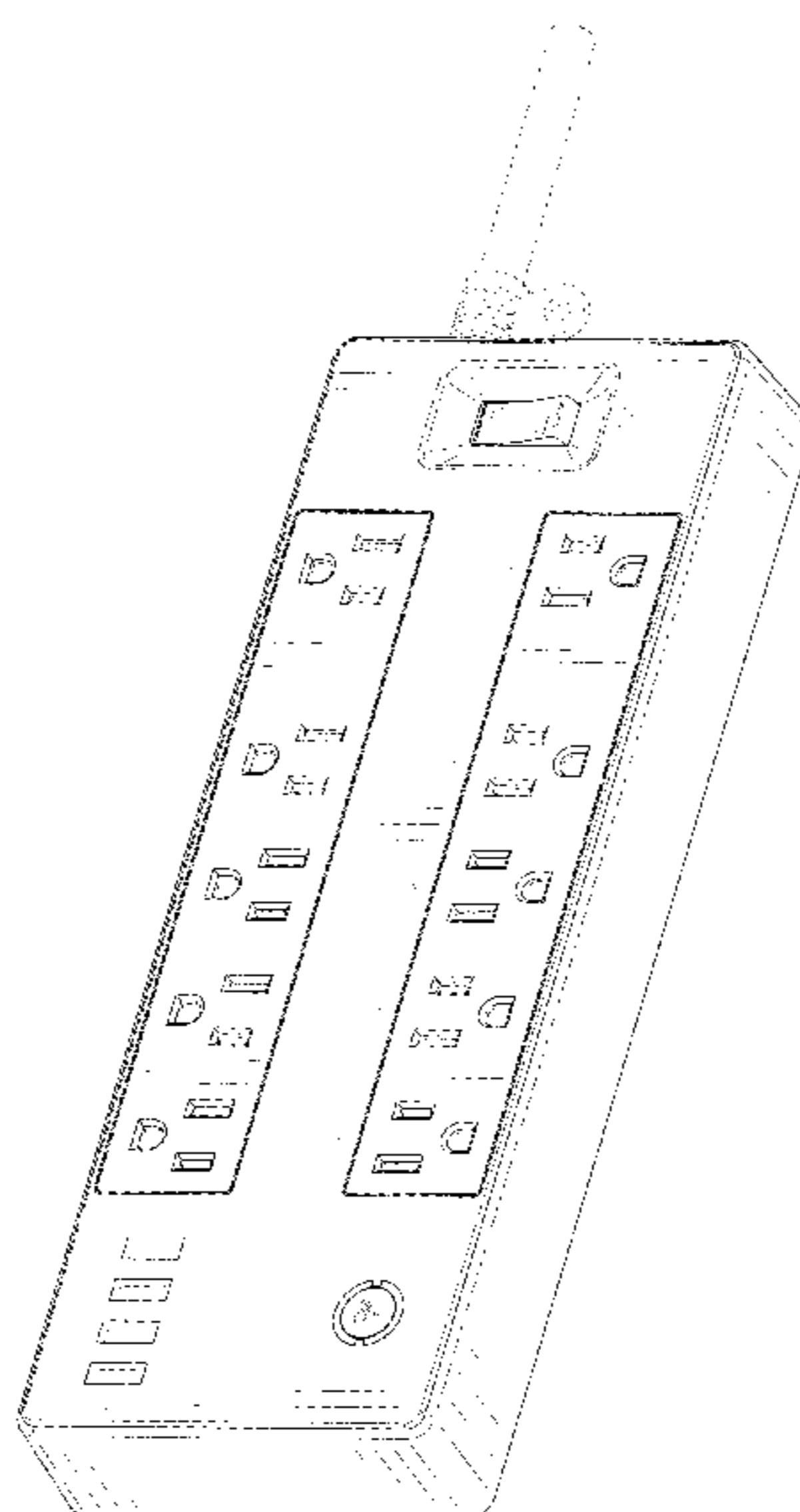
(57) **CLAIM**

The ornamental design for a power strip, as shown and described.

DESCRIPTION

FIG. 1 is a perspective view of a power strip showing my new design;
FIG. 2 is another perspective view thereof;
FIG. 3 is a front elevational view thereof;
FIG. 4 is a rear elevational view thereof;
FIG. 5 is a left side elevational view thereof;
FIG. 6 is a right side elevational view thereof;
FIG. 7 is a top plan view thereof; and,
FIG. 8 is a bottom plan view thereof.
The broken lines in the drawings depict portions of the power strip that form no part of the claimed design.

1 Claim, 8 Drawing Sheets



(56)

References Cited

U.S. PATENT DOCUMENTS

D816,038 S * 4/2018 Lu D13/137.3
D816,039 S * 4/2018 Lu D13/139.8
D823,805 S * 7/2018 Xu D13/139.8
D826,159 S * 8/2018 Tao D13/137.2
D828,304 S * 9/2018 Chen D13/139.8
D837,736 S * 1/2019 Liao D13/139.7
D846,500 S * 4/2019 Xu D13/137.4
D852,138 S * 6/2019 Wen D13/137.1
D864,874 S 10/2019 Xu
D867,998 S 11/2019 Gorretta et al.
D871,344 S * 12/2019 Lyu D13/139.8
D878,299 S * 3/2020 Lyu D13/139.8
D879,716 S * 3/2020 Chuang D13/110
D881,821 S * 4/2020 Lyu
D883,934 S * 5/2020 Yu D13/139.8
D885,341 S * 5/2020 Xu D13/110
D885,345 S * 5/2020 Chen D13/139.8
D888,665 S * 6/2020 Xiong D13/110
D895,554 S * 9/2020 Jianting D13/137.2

OTHER PUBLICATIONS

Surge Protector, Jul. 21, 2020, [online], [site visited Sep. 10, 2020], Available from Internet URL: <https://www.amazon.com/Protector-Wenyin-Extension-Multiple-Smartphone/dp/B08DC9MF21> (Year: 2020).*

Flat Power Strip, Jun. 10, 2020, [online], [site visited Sep. 11, 2020], Available from Internet URL: <http://www.amazon.com/dp/B089YBGK7C> (Year:2020).*

* cited by examiner

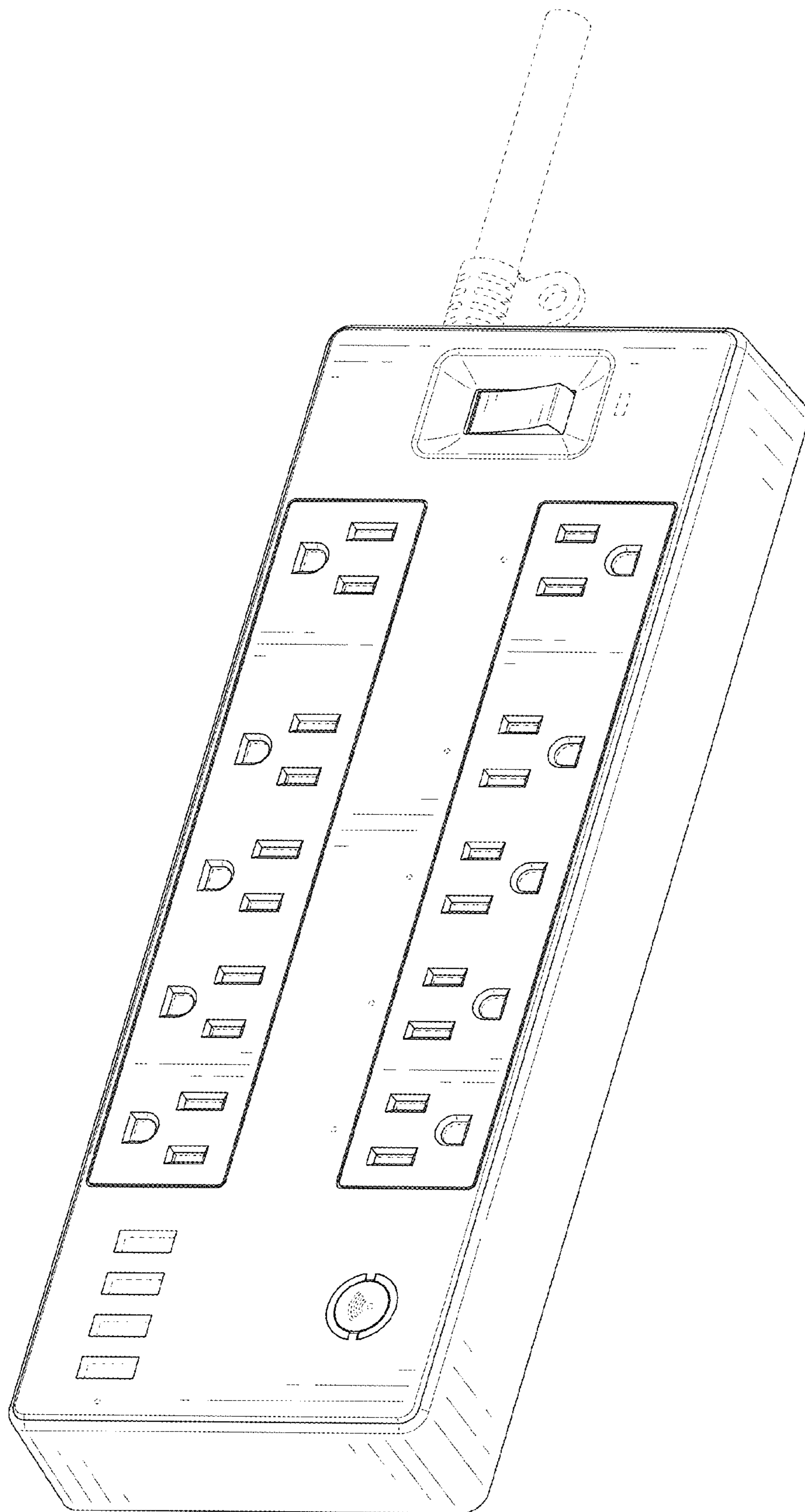


FIG. 1

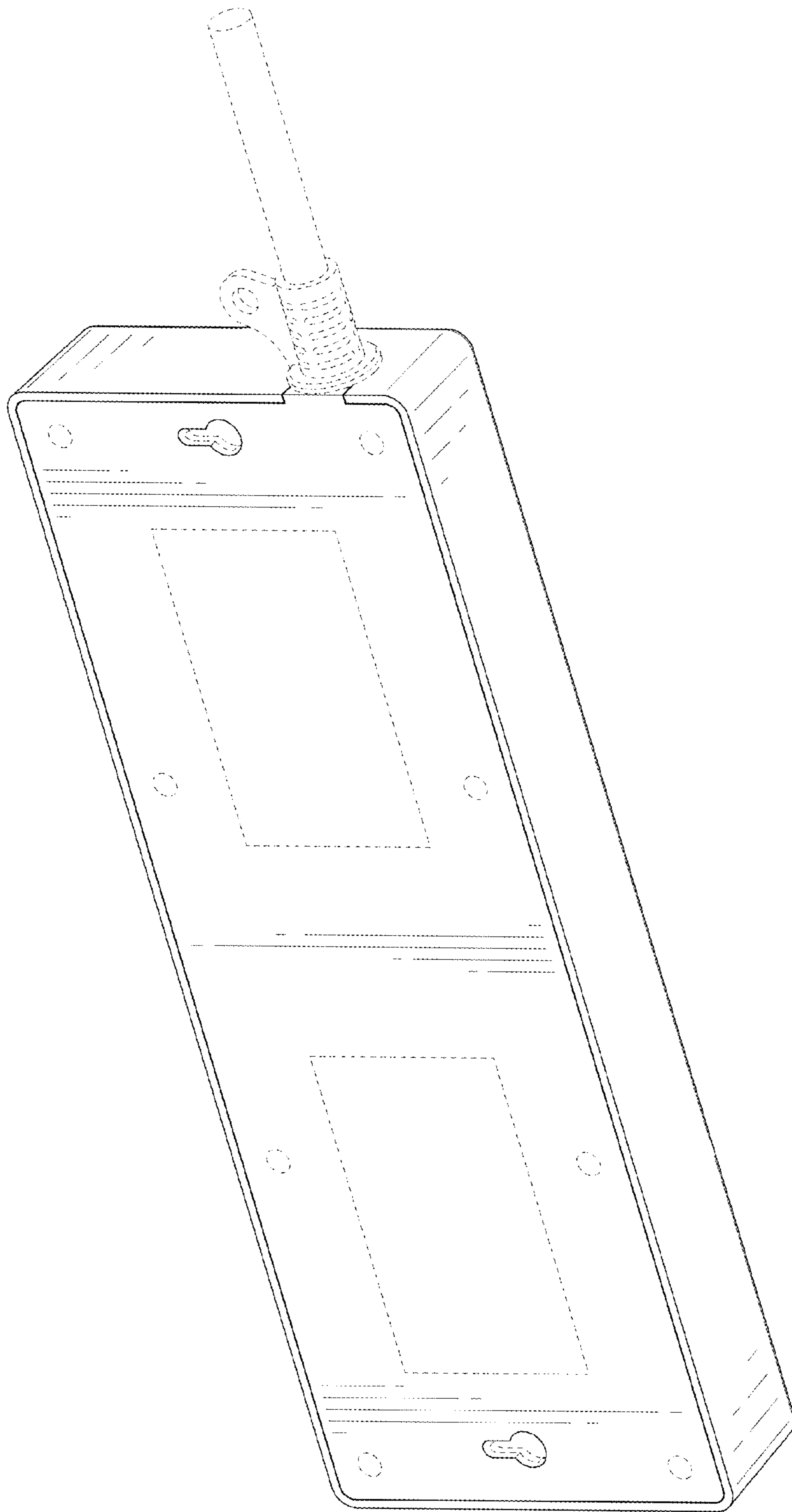


FIG. 2

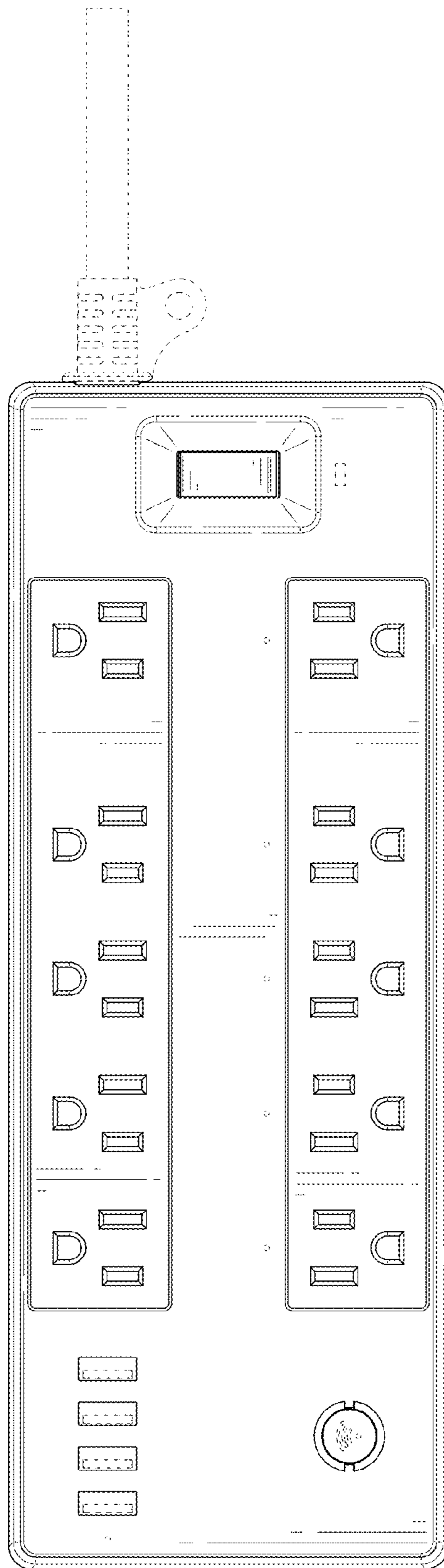


FIG. 3

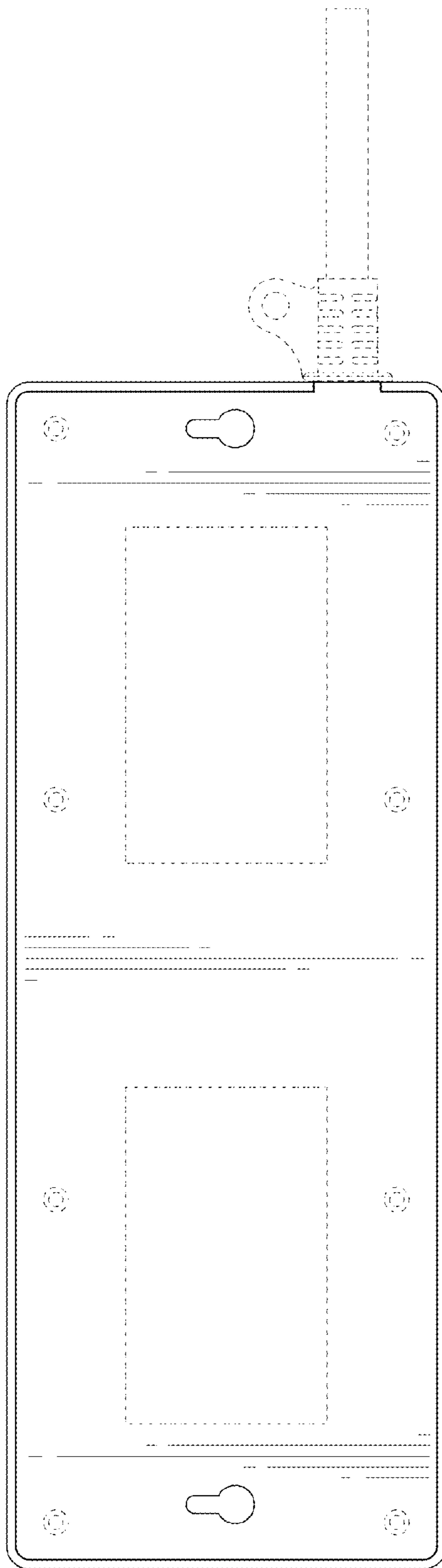


FIG. 4




FIG. 5




FIG. 6

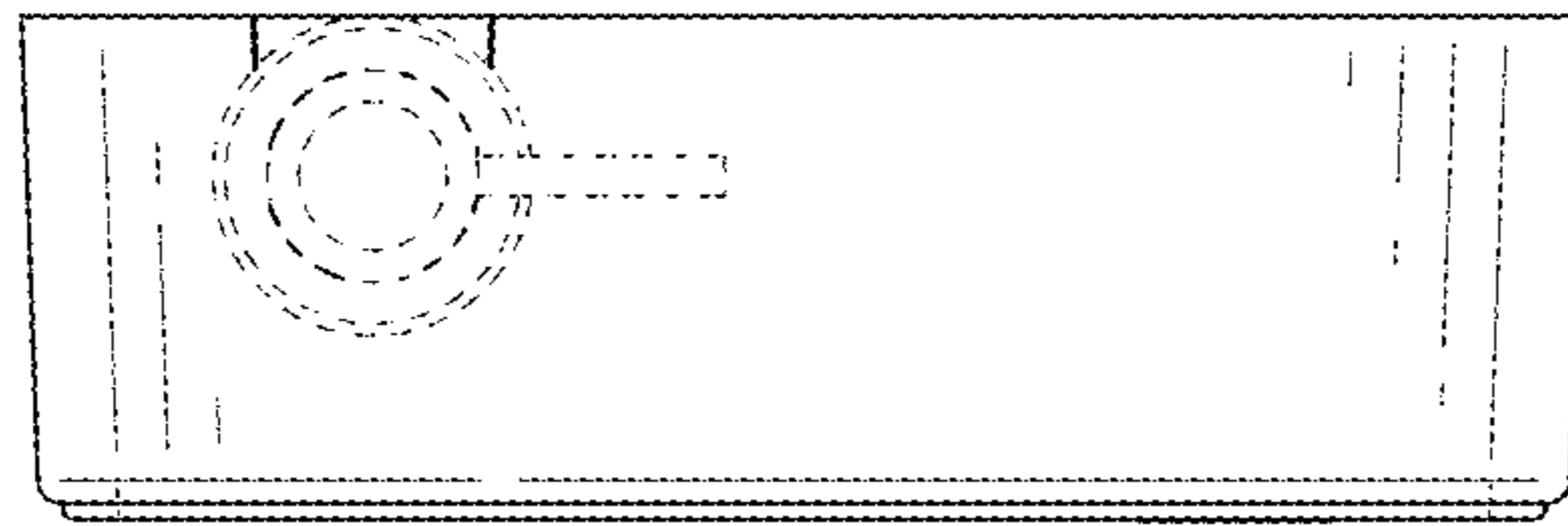


FIG. 7




FIG. 8