



US00D900015S

(12) **United States Design Patent** (10) **Patent No.:** **US D900,015 S**  
**Zimmerman** (45) **Date of Patent:** **\*\* Oct. 27, 2020**

- (54) **TIRE**
- (71) Applicant: **The Goodyear Tire & Rubber Company, Akron, OH (US)**
- (72) Inventor: **Ryan Eugene Zimmerman, Deerfield, OH (US)**
- (73) Assignee: **The Goodyear Tire & Rubber Company, Akron, OH (US)**
- (\*\*) Term: **15 Years**
- (21) Appl. No.: **29/683,402**
- (22) Filed: **Mar. 13, 2019**
- (51) **LOC (12) Cl.** ..... **12-15**
- (52) **U.S. Cl.**  
USPC ..... **D12/597**
- (58) **Field of Classification Search**  
USPC ..... D12/579, 582, 584, 596, 597, 602, 603  
CPC .. B60C 11/0306; B60C 11/0309; B60C 11/04  
See application file for complete search history.

- D631,001 S 1/2011 Hughes et al. .... D12/601
  - D641,685 S 7/2011 Youn ..... D12/584
  - D645,811 S 9/2011 Gaylo et al. .... D12/601
- (Continued)

**OTHER PUBLICATIONS**

U.S. Appl. No. 29/635,783, filed Feb. 2, 2018, to Pribula.  
(Continued)

*Primary Examiner* — Robert M. Spear  
(74) *Attorney, Agent, or Firm* — Robert N. Lipsik

(57) **CLAIM**

The ornamental design for a tire, as shown and described.

**DESCRIPTION**

FIG. 1 is a perspective view of a tire showing our new design, it being understood that the pattern repeats uniformly throughout the circumference of the tread;

FIG. 2 is a front elevational view thereof;

FIG. 3 is a right side elevational view thereof; the left side elevational view being identical thereto;

FIG. 4 is an enlarged fragmentary front elevational view thereof;

FIG. 5 is a perspective view of a second embodiment of a tire showing our new design, it being understood that the interior of the tire forms no part of the claim, that the pattern repeats uniformly throughout the circumference of the tread and that the opposite side view is identical thereto; and,

FIG. 6 is a front elevational view of a second embodiment, it being understood that an enlarged fragmentary view thereof would be substantially identical to that shown in FIG. 4, with the exception of the inclusion of the sidewall in the claim.

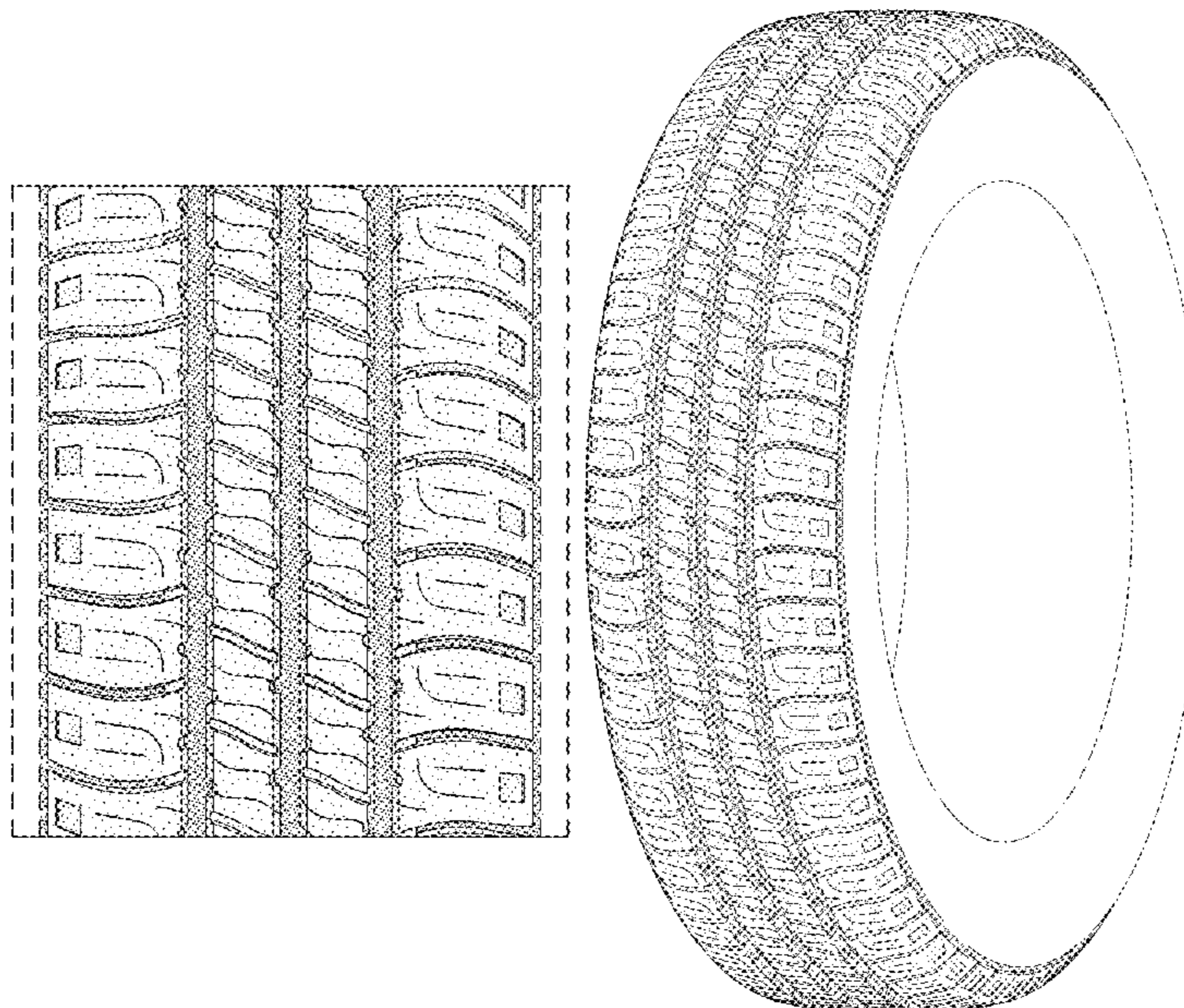
In the drawings, the broken lines immediately adjacent to the outer edges of the tire shoulder represent boundaries of the claim, and the broken lines depict environmental subject matter only and form no part of the claimed design.

(56) **References Cited**

**U.S. PATENT DOCUMENTS**

D382,236 S	8/1997	Kakegawa et al. ....	D12/147
D404,694 S	1/1999	Himuro et al. ....	D12/147
D405,736 S *	2/1999	Brightwell .....	D12/602
D432,960 S *	10/2000	Feider .....	D12/602
D446,482 S *	8/2001	Fantanzo .....	D12/602
D479,187 S	9/2003	Buresh et al. ....	D12/147
D479,189 S	9/2003	Hutz et al. ....	D12/603
D482,323 S	11/2003	Corbin et al. ....	D12/584
D581,350 S	11/2008	Froger .....	D12/585
D585,815 S *	2/2009	Jeromin .....	D12/582
D591,223 S	4/2009	Missik-Gaffney et al. ....	D12/584
D600,193 S	9/2009	Nukala et al. ....	D12/521
D600,635 S	9/2009	Finnell et al. ....	D12/601

**1 Claim, 6 Drawing Sheets**



(56)

**References Cited**

## U.S. PATENT DOCUMENTS

D646,625 S	10/2011	Youn .....	D12/584
D647,033 S	10/2011	Murata et al. ....	D12/584
D665,335 S	8/2012	Baumard et al. ....	D12/517
D665,730 S	8/2012	Yoshimura .....	D12/505
D668,600 S	10/2012	Pingenat et al. ....	D12/584
D675,148 S	1/2013	Kiwaki .....	D12/517
D686,977 S	7/2013	Hutz et al. ....	D12/600
D700,884 S	3/2014	Herbeuval et al. ....	D12/584
D728,463 S	5/2015	Lindner et al. ....	D12/588
D730,270 S	5/2015	Krier et al. ....	D12/584
D740,216 S *	10/2015	Parr .....	D12/582
D744,938 S *	12/2015	Wang .....	D12/584
D761,726 S	7/2016	Umstot et al. ....	D12/601
D771,554 S	11/2016	Garcia et al. ....	D12/574
D771,555 S	11/2016	Neary et al. ....	D12/584
D780,678 S	3/2017	Maxwell et al. ....	D12/595
D782,965 S *	4/2017	Fontaine .....	D12/584
D783,514 S	4/2017	Fontaine et al. ....	D12/584
D784,914 S	4/2017	Fontaine et al. ....	D12/584
D819,555 S	6/2018	Schimmoeller, Jr. ....	D12/600
D821,296 S	6/2018	Tanaka .....	D12/582
D822,588 S	7/2018	Skurich et al. ....	D12/600
D823,783 S	7/2018	Garcia et al. ....	D12/584
D853,947 S *	7/2019	Pribula .....	D12/596
D867,274 S *	11/2019	Roberts .....	D12/597

## OTHER PUBLICATIONS

U.S. Appl. No. 29/649,956, filed Jun. 4, 2018, to Roberts, et al.  
U.S. Appl. No. 29/660,287, filed Aug. 20, 2018, to Pribula, et al.

\* cited by examiner

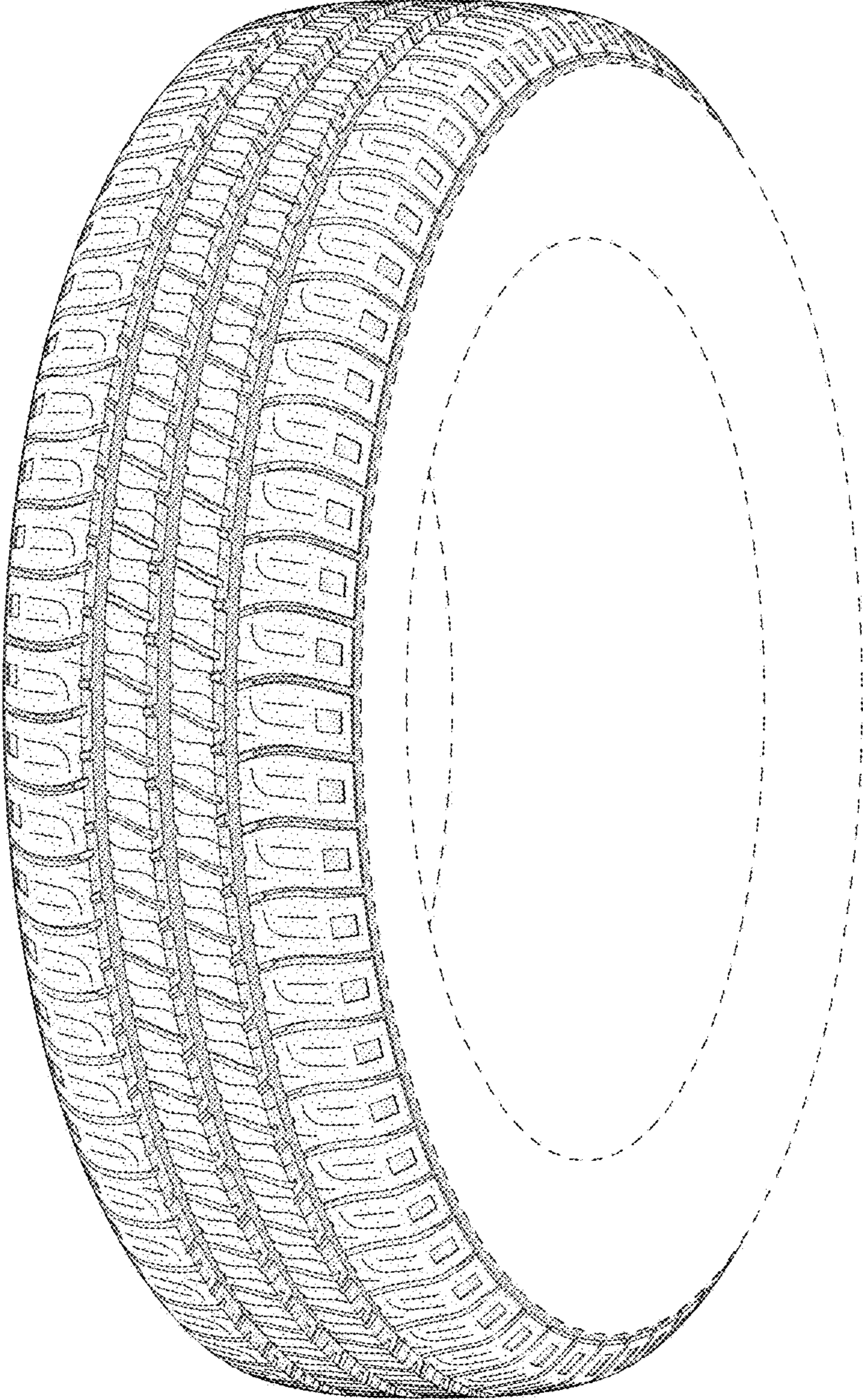


FIG - 1

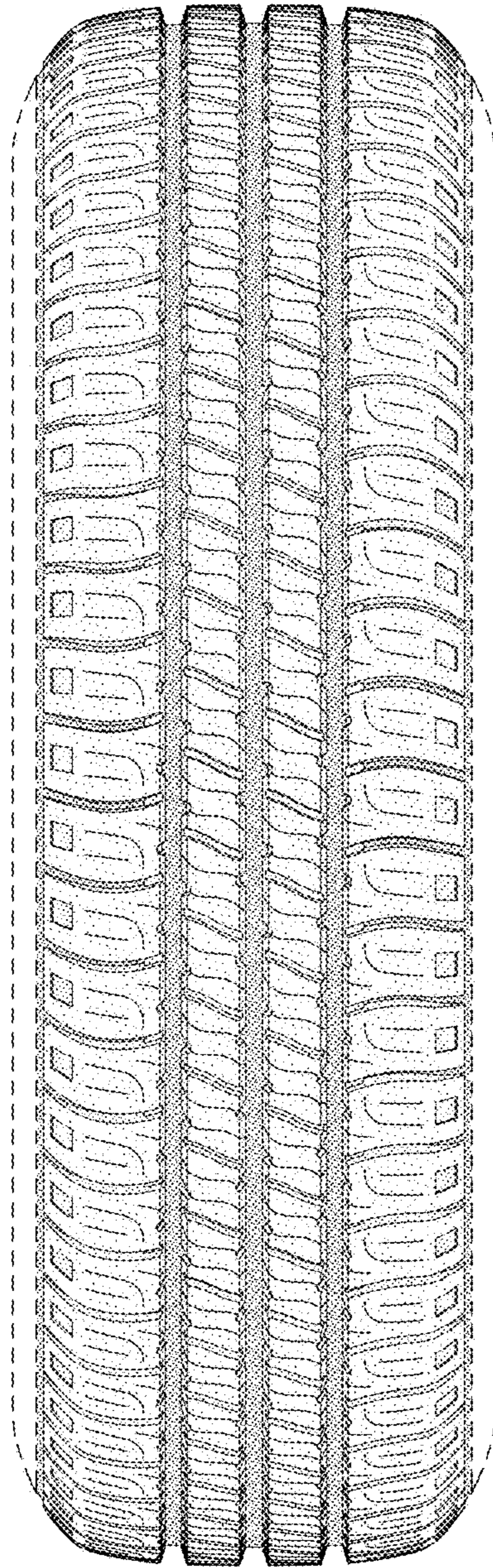


FIG - 2

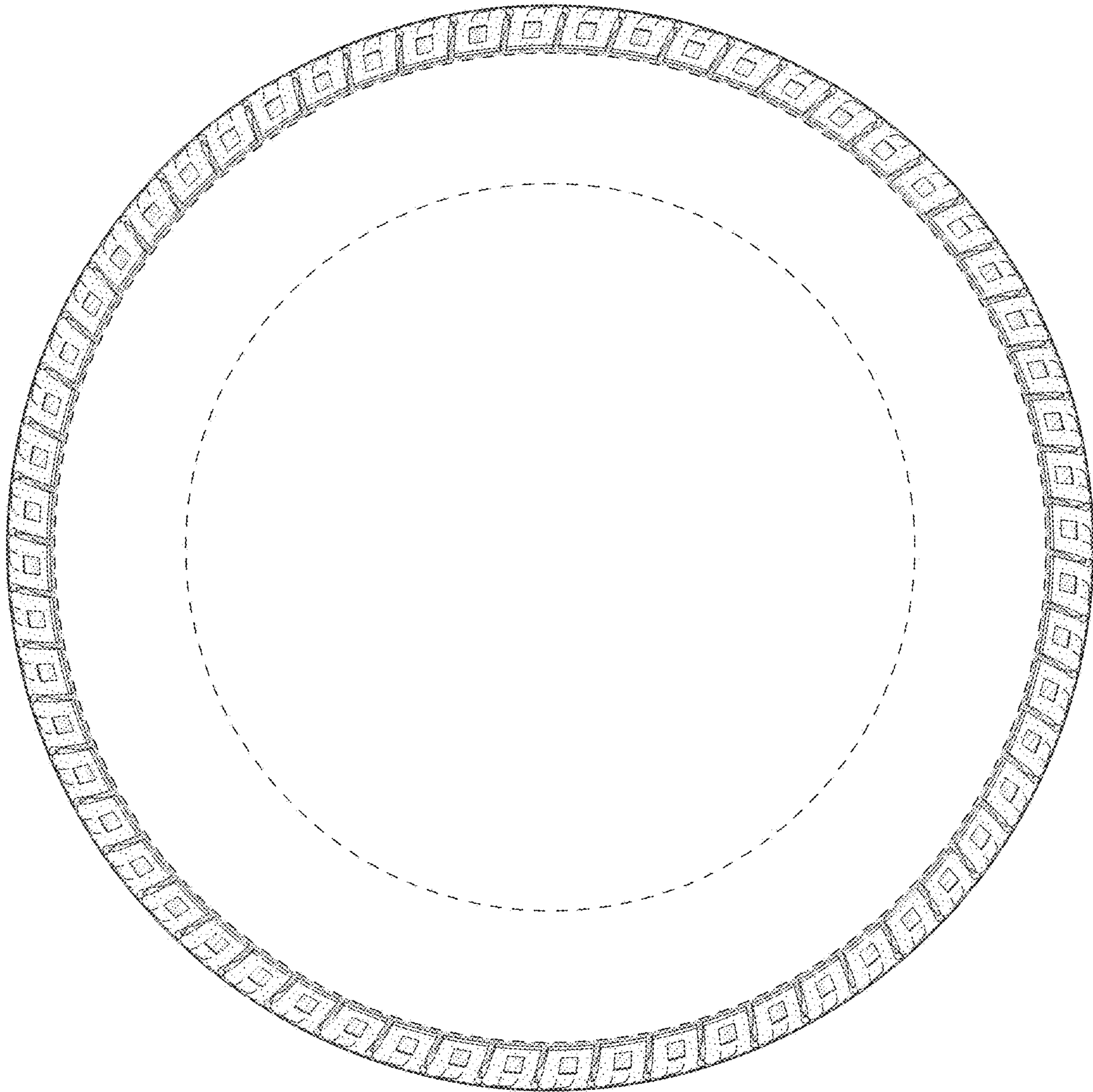


FIG - 3

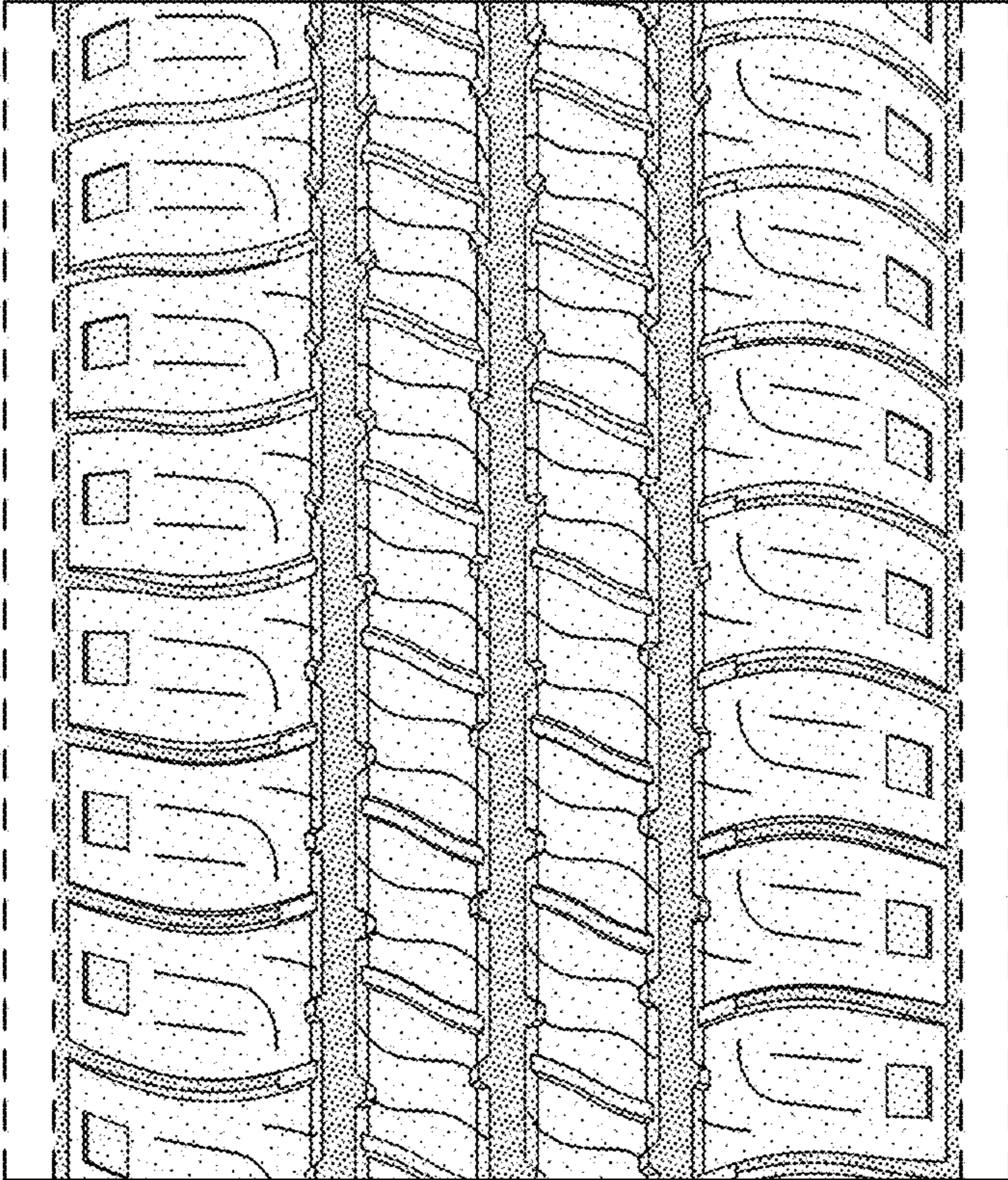


FIG - 4

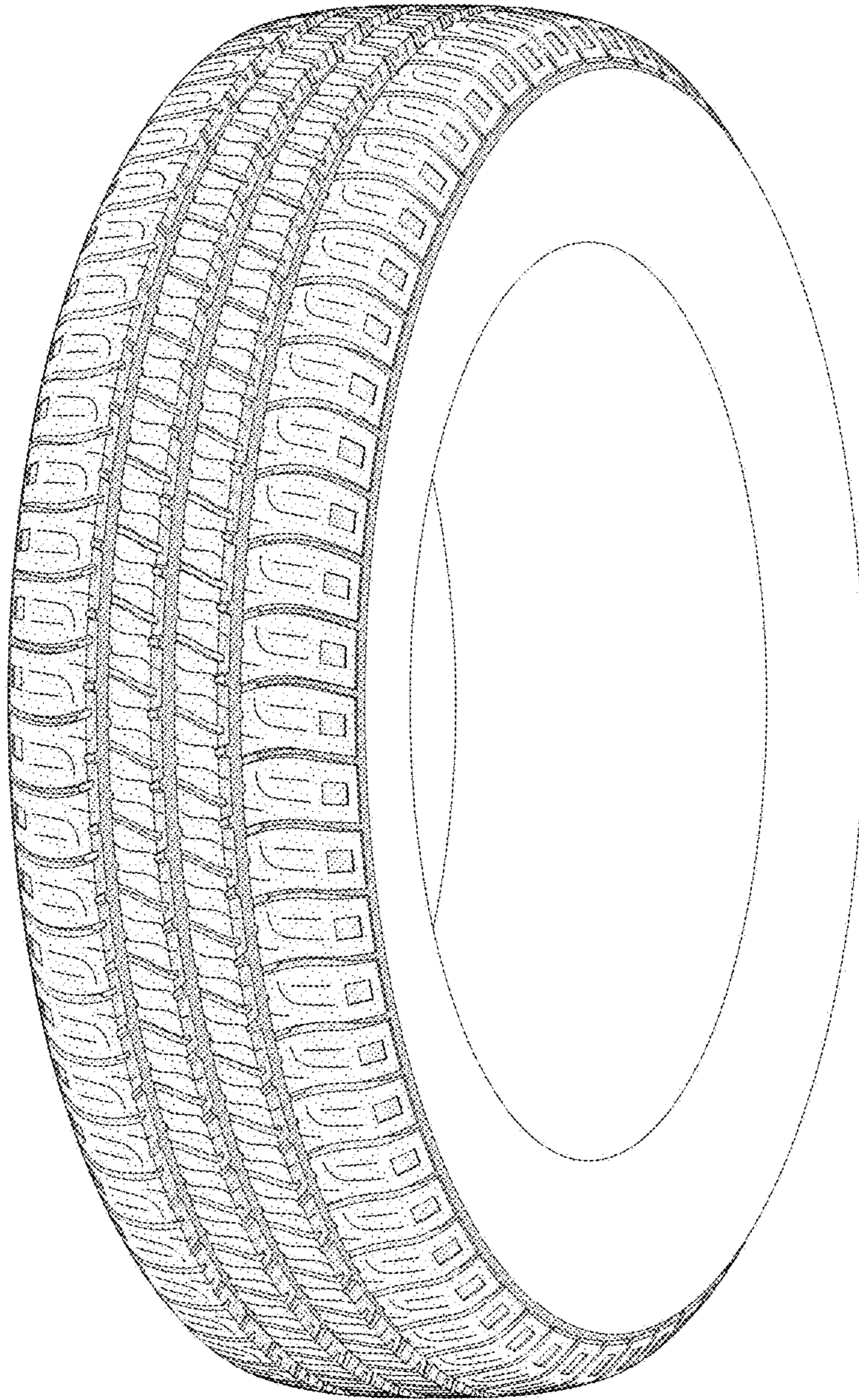


FIG - 5




FIG - 6