



US00D900014S

(12) **United States Design Patent** (10) **Patent No.:** **US D900,014 S**  
**Guilford et al.** (45) **Date of Patent:** **\*\* Oct. 27, 2020**

- (54) **TIRE**
- (71) Applicant: **The Goodyear Tire & Rubber Company, Akron, OH (US)**
- (72) Inventors: **John Stephen Guilford, Spencer, OH (US); Dale Edward Umstot, Atwater, OH (US); Daniel Thomas Murphy, Mogadore, OH (US); Christine Ann Demagall, Valley City, OH (US)**
- (73) Assignee: **The Goodyear Tire & Rubber Company, Akron, OH (US)**
- (\*\*) Term: **15 Years**
- (21) Appl. No.: **29/685,099**
- (22) Filed: **Mar. 26, 2019**
- (51) **LOC (12) Cl.** ..... **12-15**
- (52) **U.S. Cl.**  
USPC ..... **D12/588**
- (58) **Field of Classification Search**  
USPC ..... D12/586, 587, 588, 589, 590, 594, 595,  
D12/600, 601, 602, 603, 900  
CPC ..... B60C 11/032; B60C 11/0388  
See application file for complete search history.

(56) **References Cited**

U.S. PATENT DOCUMENTS

D394,029 S	5/1998	Gillard et al. ....	D12/141
D394,034 S	5/1998	Feider et al. ....	D12/147
D402,932 S	12/1998	Gillard et al. ....	D12/142
D451,864 S	12/2001	Seifert et al. ....	D12/147
D500,732 S	1/2005	Lo .....	D12/588
D527,339 S	8/2006	Lassan et al. ....	D12/600
D541,737 S	5/2007	Cazin-Bourguignon et al. ....	D12/600
D554,576 S *	11/2007	Suzuki .....	D12/588
D588,984 S	3/2009	Lee .....	D12/588
D599,282 S	9/2009	Nicolas .....	D12/588
D644,599 S	9/2011	Nicolas et al. ....	D12/601

D644,600 S	9/2011	Nicolas et al. ....	D12/602
D647,040 S *	10/2011	Mathonet .....	D12/588
D648,264 S	11/2011	Le et al. ....	D12/588
D648,265 S *	11/2011	Kim .....	D12/588

(Continued)

OTHER PUBLICATIONS

U.S. Appl. No. 29/635,460, filed Jan. 31, 2018, Becker, et al.

*Primary Examiner* — Robert M. Spear

(74) *Attorney, Agent, or Firm* — Robert N. Lipsik

(57) **CLAIM**

The ornamental Design for a tire, as shown and described.

**DESCRIPTION**

FIG. 1 is a perspective view of a tire showing our new design, it being understood that the pattern repeats uniformly throughout the circumference of the tread;

FIG. 2 is a front elevational view thereof;

FIG. 3 is a right side elevational view thereof; the left side elevational view being identical thereto;

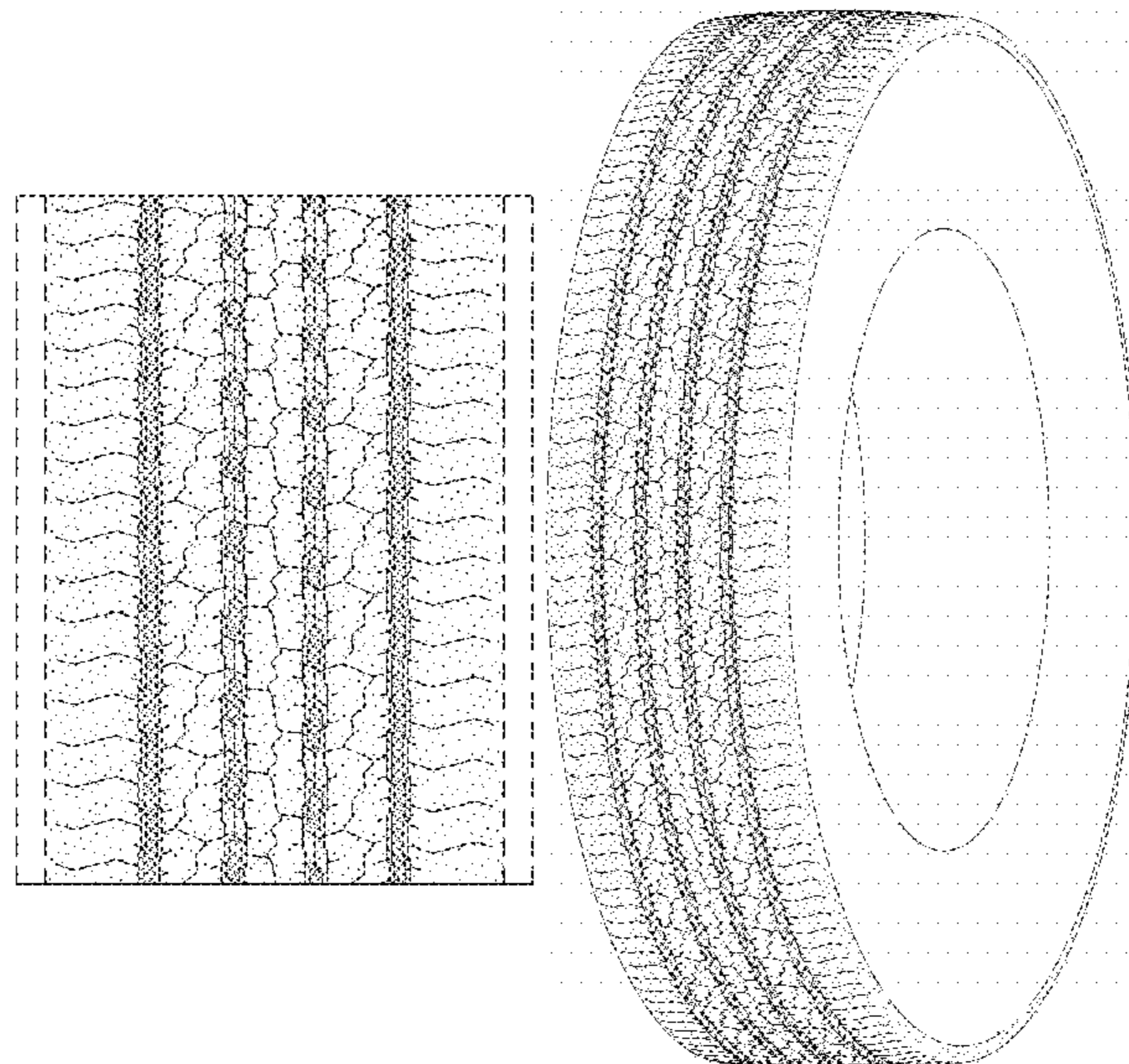
FIG. 4 is an enlarged fragmentary front elevational view thereof;

FIG. 5 is a perspective view of a second embodiment of a tire showing our new design, it being understood that the interior of the tire forms no part of the claim, that the pattern repeats uniformly throughout the circumference of the tread and that the opposite side view is identical thereto; and,

FIG. 6 is a front elevational view of a second embodiment, it being understood that an enlarged fragmentary view thereof would be substantially identical to that shown in FIG. 4, with the exception of the inclusion of the sidewall in the claim.

In the drawings, the broken lines immediately adjacent to the outer edges of the tire shoulder represent boundaries of the claim, and the broken lines depict environmental subject matter only and form no part of the claimed design.

**1 Claim, 6 Drawing Sheets**



(56)

**References Cited**

U.S. PATENT DOCUMENTS

D651,558 S	1/2012	Youn .....	D12/588
D715,216 S	10/2014	Dixon et al. ....	D12/600
D715,217 S	10/2014	Dixon et al. ....	D12/600
D728,462 S	5/2015	Mathonet et al. ....	D12/588
D758,292 S *	6/2016	Kristen .....	D12/586
D764,393 S	8/2016	Madar et al. ....	D12/588
D783,516 S *	4/2017	Wang .....	D12/588
D786,785 S	5/2017	Mathonet et al. ....	D12/595
D817,261 S	5/2018	Becker et al. ....	D12/553
D822,586 S	7/2018	Becker et al. ....	D12/588
D829,161 S *	9/2018	Kristen .....	D12/591
D837,137 S	1/2019	Becker et al. ....	D12/601
D838,663 S	1/2019	Pribula et al. ....	D12/594
D838,664 S	1/2019	Pribula et al. ....	D12/595
D856,269 S *	8/2019	Hong .....	D12/588
D871,317 S *	12/2019	Wang .....	D12/588

\* cited by examiner

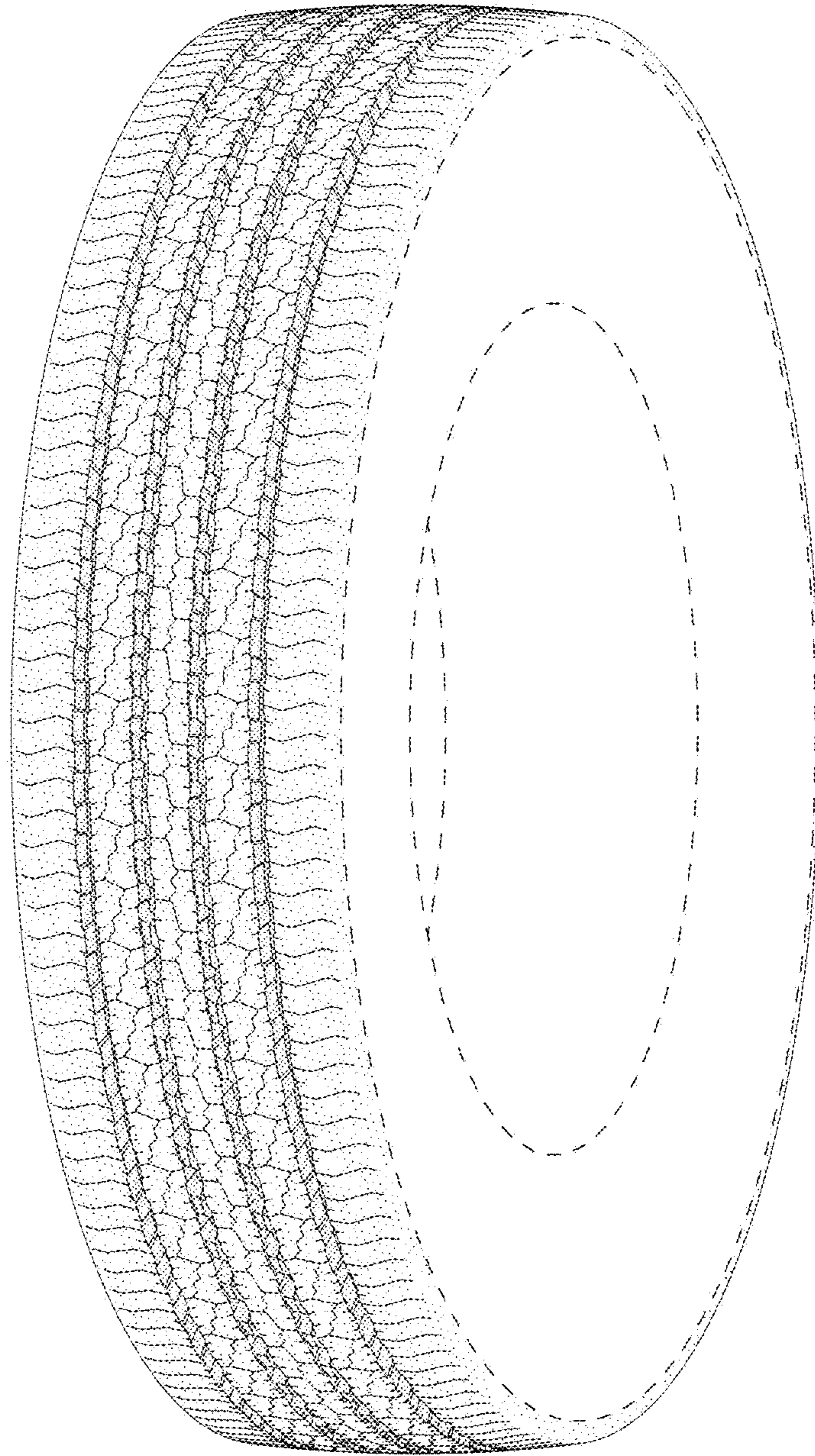


FIG - 1

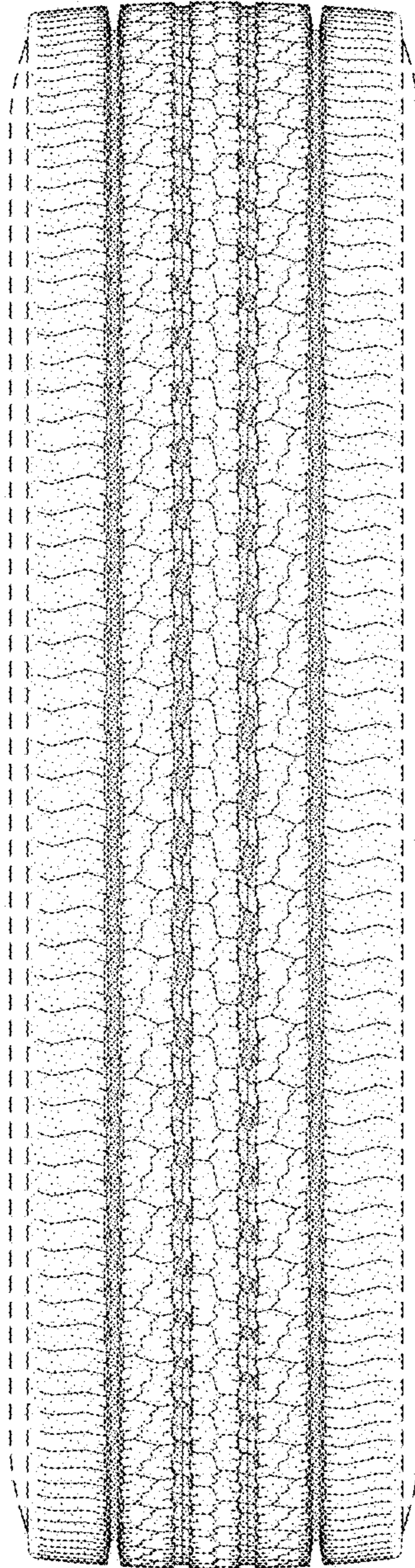


FIG - 2

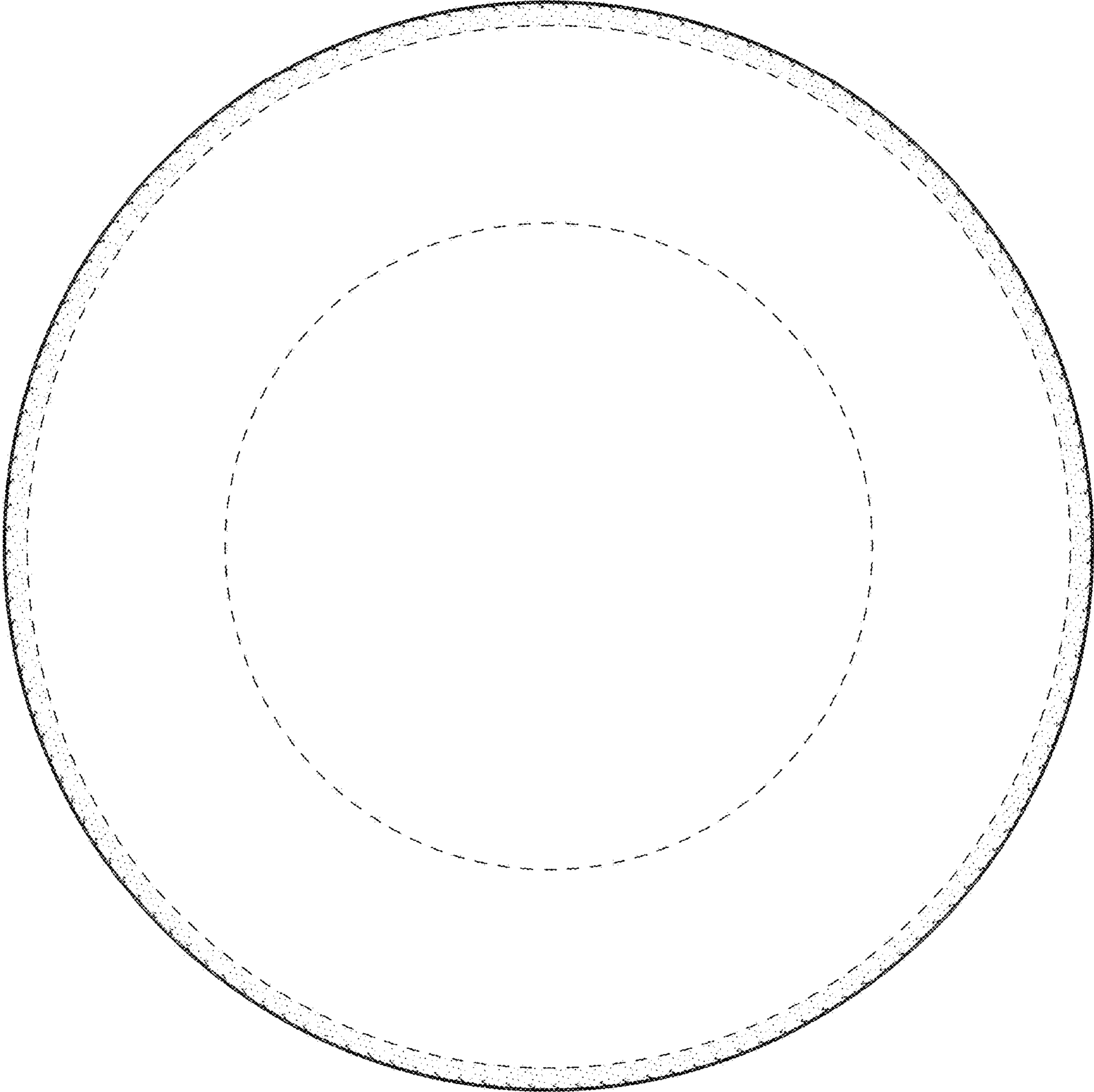


FIG - 3

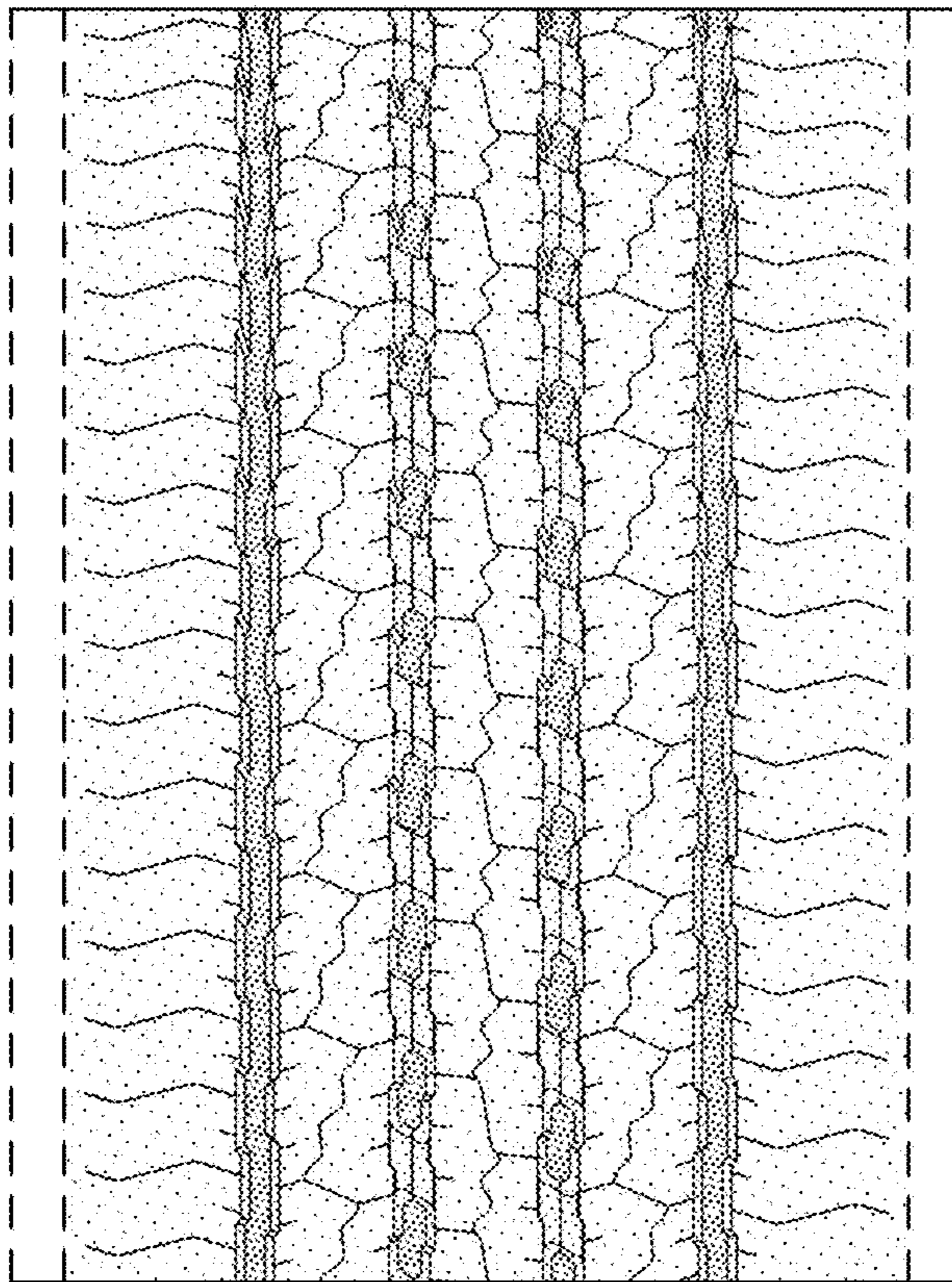


FIG - 4

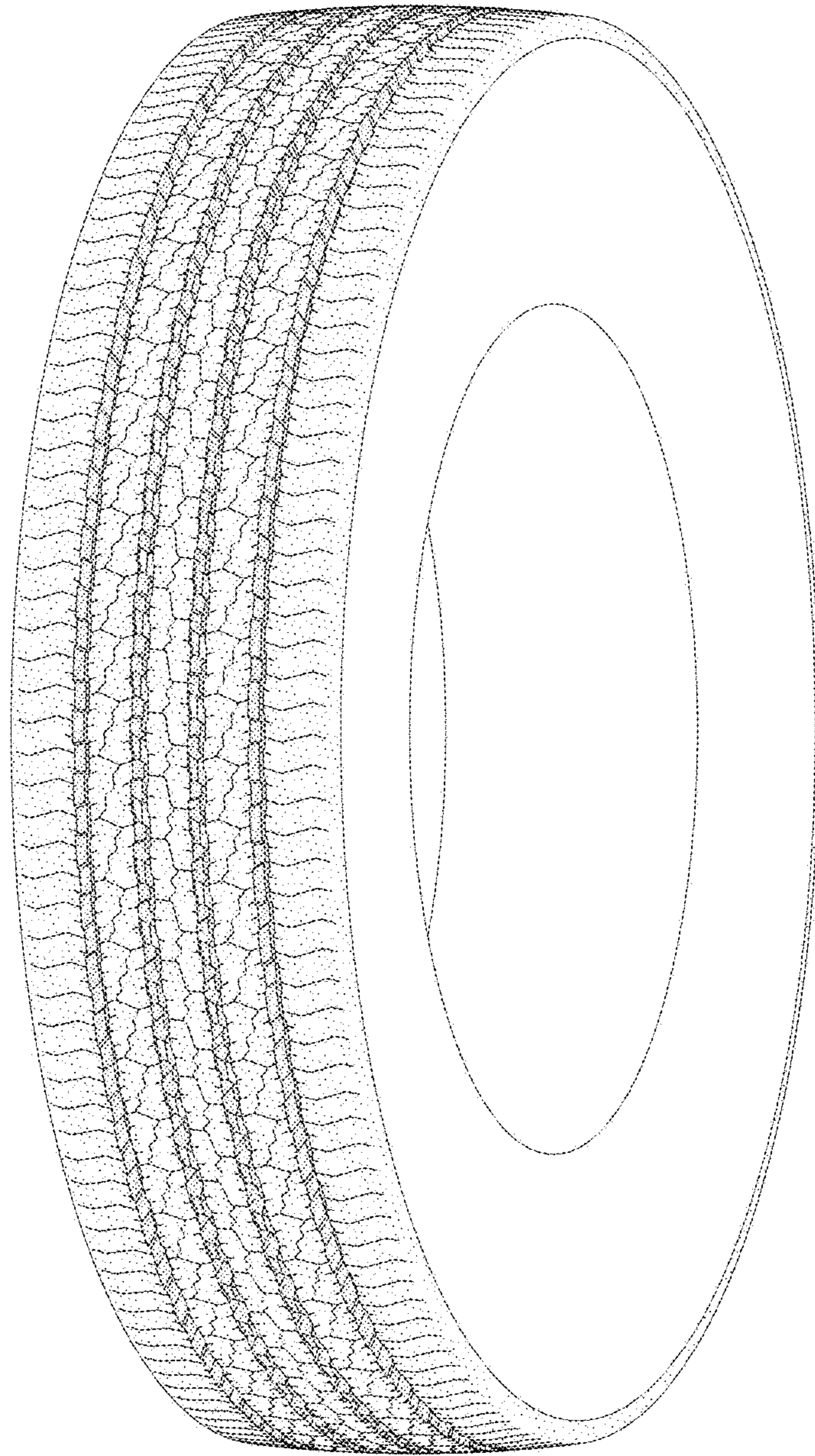


FIG - 5

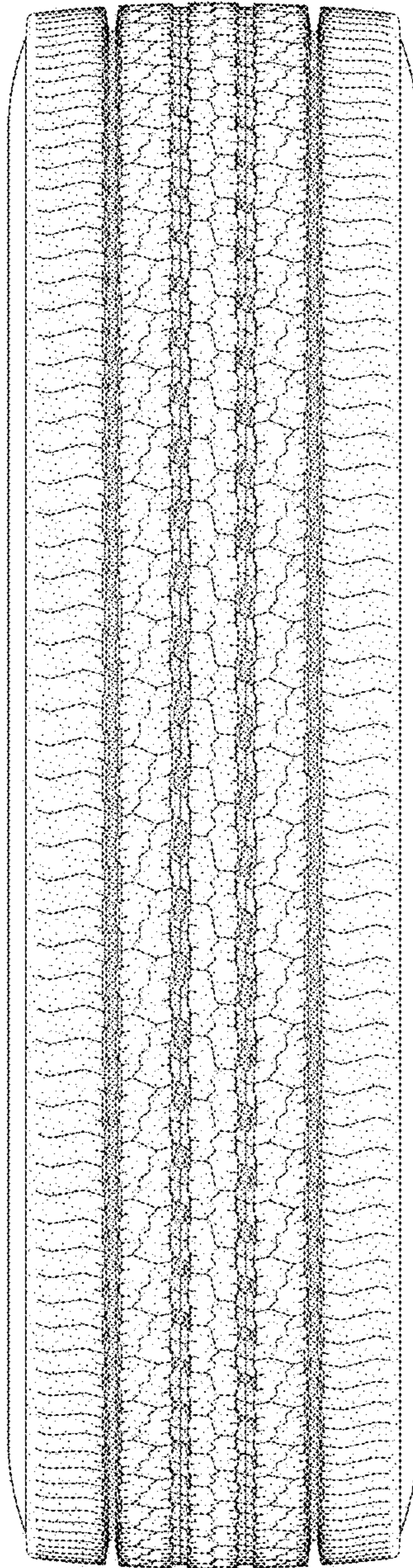


FIG - 6