



US00D900013S

(12) **United States Design Patent** (10) **Patent No.:** **US D900,013 S**
Guilford et al. (45) **Date of Patent:** **** Oct. 27, 2020**

- (54) **TIRE**
- (71) Applicant: **The Goodyear Tire & Rubber Company, Akron, OH (US)**
- (72) Inventors: **John Stephen Guilford, Spencer, OH (US); Dale Edward Umstot, Atwater, OH (US); Daniel Thomas Murphy, Mogadore, OH (US); Christine Ann Demagall, Valley City, OH (US)**
- (73) Assignee: **The Goodyear Tire & Rubber Company, Akron, OH (US)**
- (**) Term: **15 Years**
- (21) Appl. No.: **29/685,092**
- (22) Filed: **Mar. 26, 2019**
- (51) **LOC (12) Cl.** **12-15**
- (52) **U.S. Cl.**
USPC **D12/588**
- (58) **Field of Classification Search**
USPC D12/586, 587, 588, 589, 590, 594, 595,
D12/600, 601, 602, 603, 900
CPC B60C 11/032; B60C 11/0388
See application file for complete search history.

- D599,282 S 9/2009 Nicolas D12/588
 - D644,599 S 9/2011 Nicolas et al. D12/601
 - D644,600 S 9/2011 Nicolas et al. D12/602
 - D647,040 S * 10/2011 Mathonet D12/588
- (Continued)

(56) **References Cited**

U.S. PATENT DOCUMENTS

- D394,029 S 5/1998 Gillard et al. D12/141
- D394,034 S 5/1998 Feider et al. D12/147
- D402,932 S 12/1998 Gillard et al. D12/142
- D451,864 S 12/2001 Seifert et al. D12/147
- D500,732 S 1/2005 Lo D12/588
- D527,339 S 8/2006 Lissan et al. D12/600
- D541,737 S 5/2007 Cazin-Bourguignon et al.
D12/600
- D554,576 S * 11/2007 Suzuki D12/588
- D556,125 S 11/2007 Blackiston et al. D12/598
- D588,984 S 3/2009 Lee D12/588

OTHER PUBLICATIONS

U.S. Appl. No. 29/635,460, filed Jan. 31, 2018, Becker, et al. Goodyear.

Primary Examiner — Robert M. Spear

(74) *Attorney, Agent, or Firm* — Robert N. Lipsik

(57) **CLAIM**

The ornamental design for a tire, as shown and described.

DESCRIPTION

FIG. 1 is a perspective view of a tire showing our new design, it being understood that the pattern repeats uniformly throughout the circumference of the tread;

FIG. 2 is a front elevational view thereof;

FIG. 3 is a right side elevational view thereof; the left side elevational view being identical thereto;

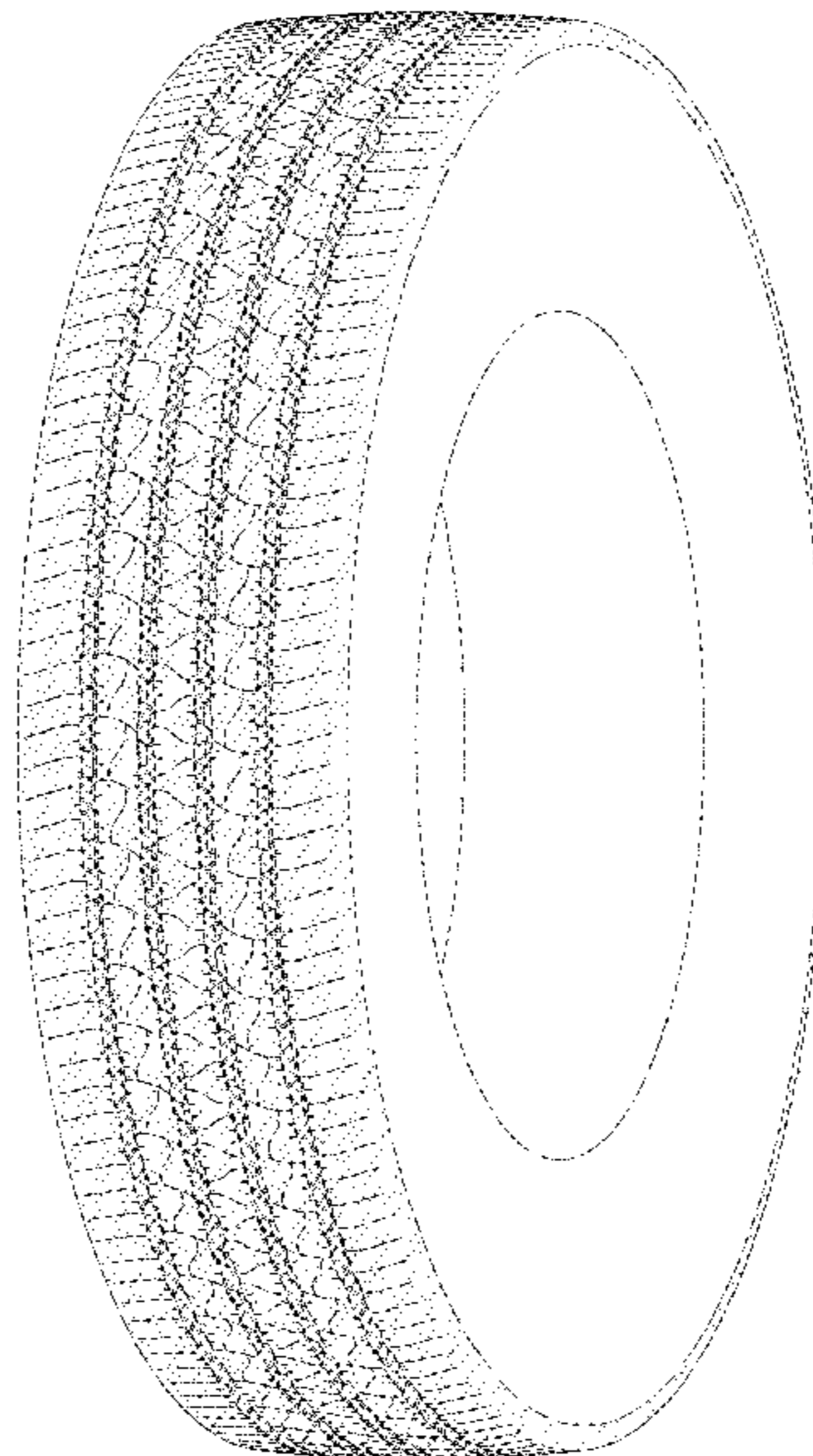
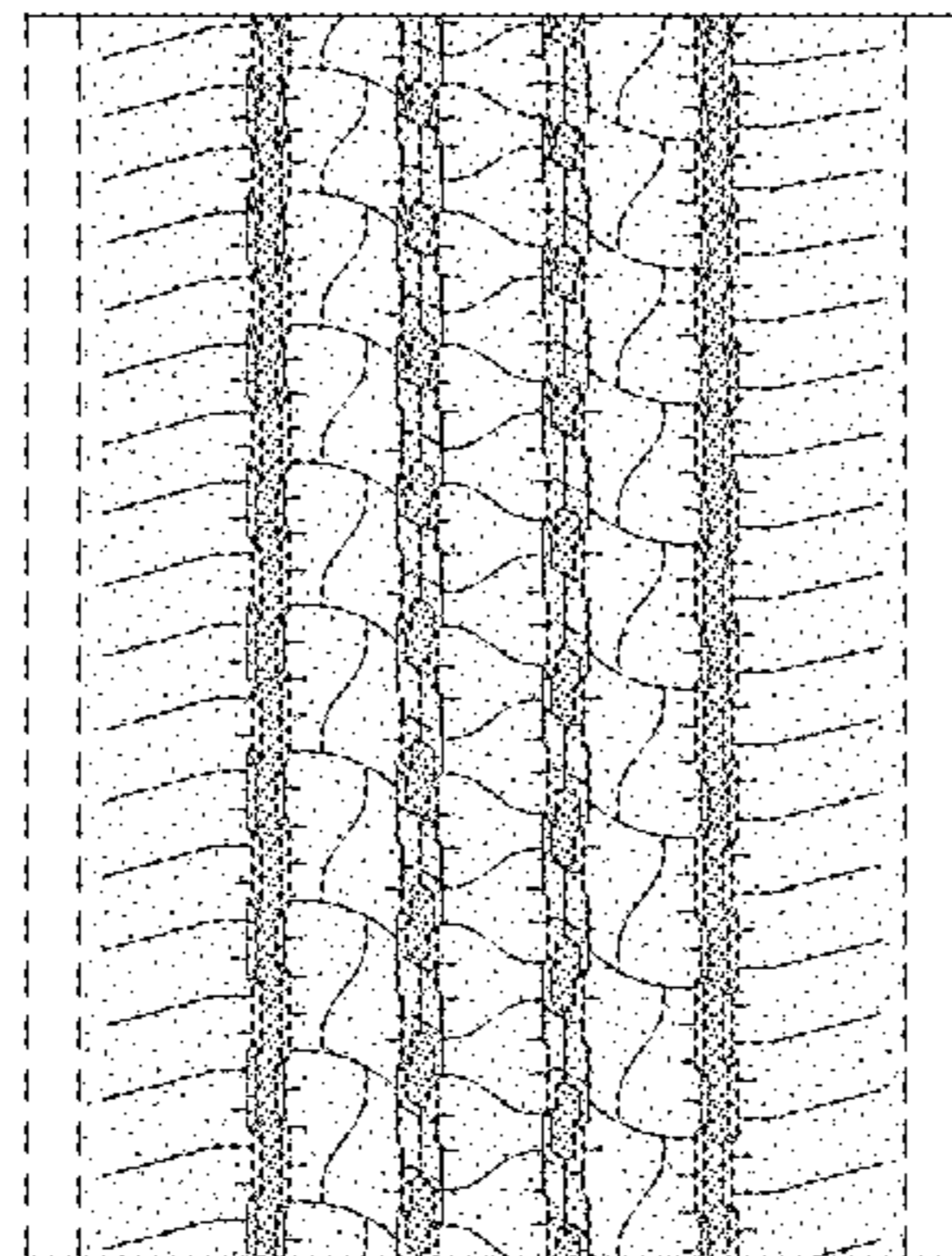
FIG. 4 is an enlarged fragmentary front elevational view thereof;

FIG. 5 is a perspective view of a second embodiment of a tire showing our new design, it being understood that the interior of the tire forms no part of the claim, that the pattern repeats uniformly throughout the circumference of the tread and that the opposite side view is identical thereto; and,

FIG. 6 is a front elevational view of a second embodiment, it being understood that an enlarged fragmentary view thereof would be substantially identical to that shown in FIG. 4, with the exception of the inclusion of the sidewall in the claim.

In the drawings, the broken lines immediately adjacent to the outer edges of the tire shoulder represent boundaries of the claim, and the broken lines depict environmental subject matter only and form no part of the claimed design.

1 Claim, 6 Drawing Sheets



(56)

References Cited

U.S. PATENT DOCUMENTS

D648,264 S	11/2011	Le et al.	D12/588
D648,265 S *	11/2011	Kim	D12/588
D651,558 S	1/2012	Youn	D12/588
D715,216 S	10/2014	Dixon et al.	D12/600
D715,217 S	10/2014	Dixon et al.	D12/600
D728,462 S	5/2015	Mathonet et al.	D12/588
D758,292 S *	6/2016	Kristen	D12/586
D764,393 S	8/2016	Madar et al.	D12/588
D783,516 S *	4/2017	Wang	D12/588
D786,785 S	5/2017	Mathonet et al.	D12/595
D817,261 S	5/2018	Becker et al.	D12/553
D822,586 S	7/2018	Becker et al.	D12/588
D829,161 S *	9/2018	Kristen	D12/591
D837,137 S	1/2019	Becker et al.	D12/601
D838,663 S	1/2019	Pribula et al.	D12/594
D838,664 S	1/2019	Pribula et al.	D12/595
D856,269 S *	8/2019	Hong	D12/588
D871,317 S *	12/2019	Wang	D12/588

* cited by examiner

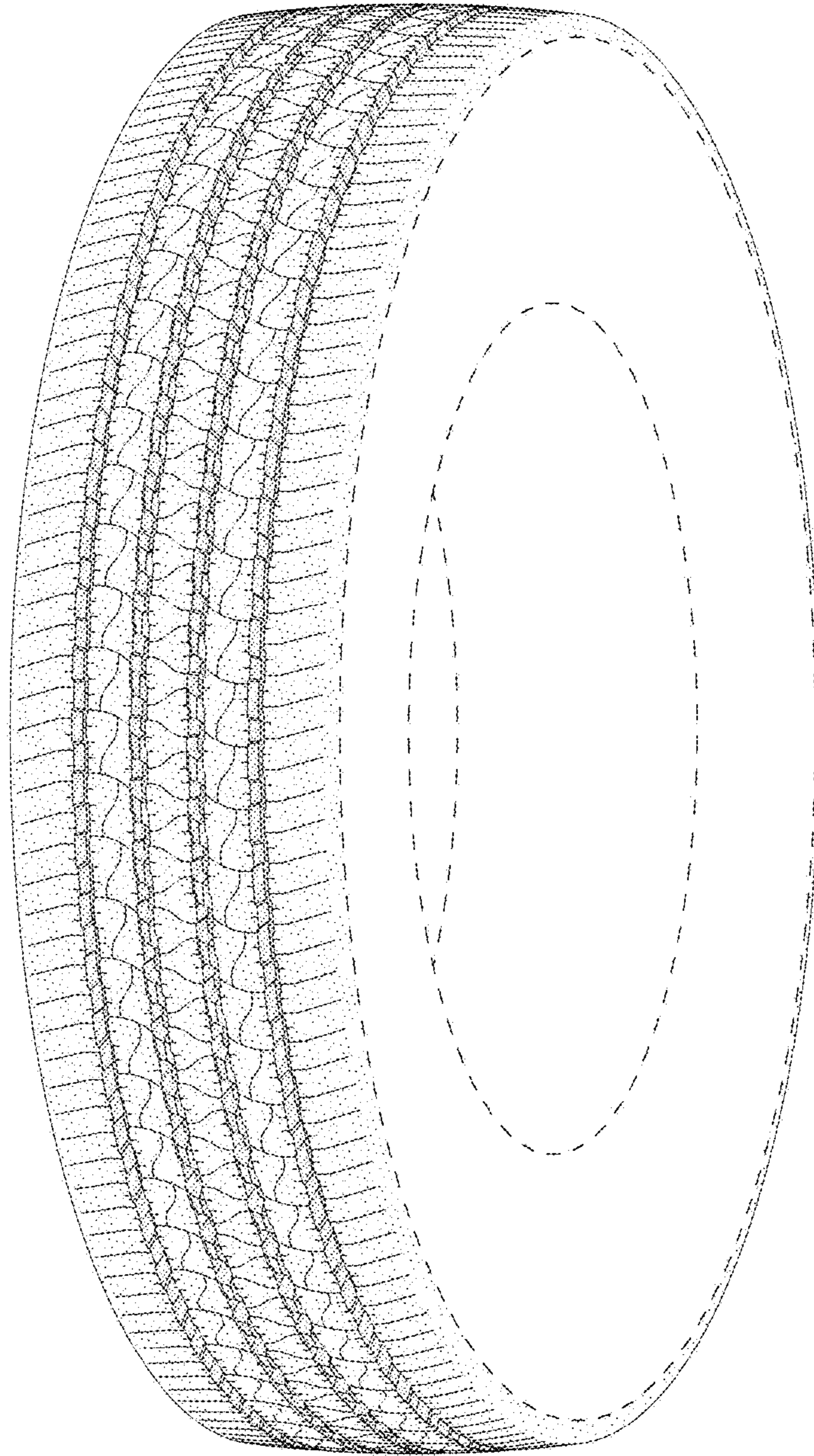


FIG - 1

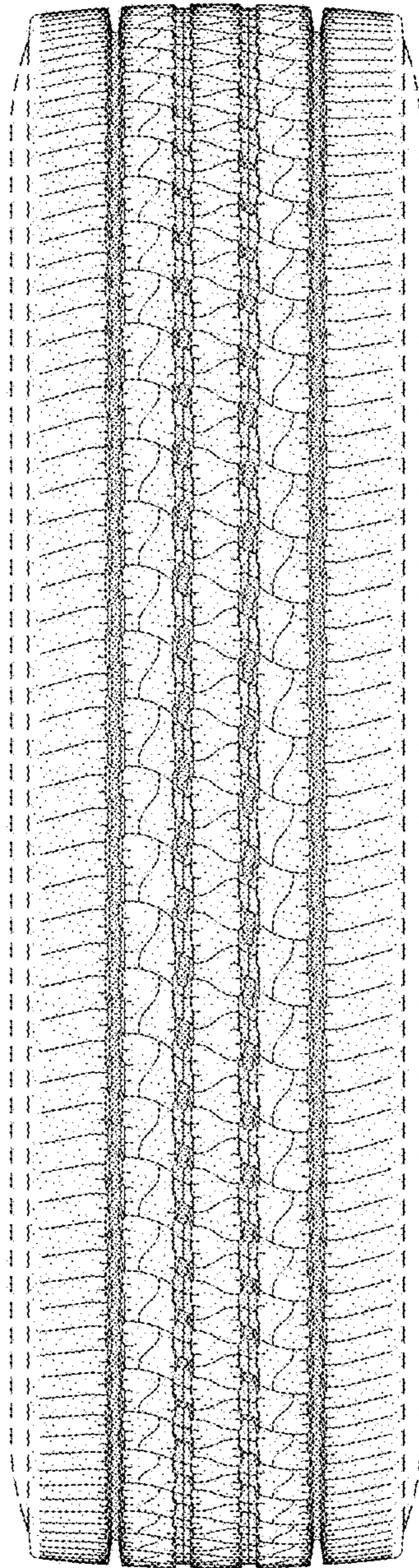


FIG - 2

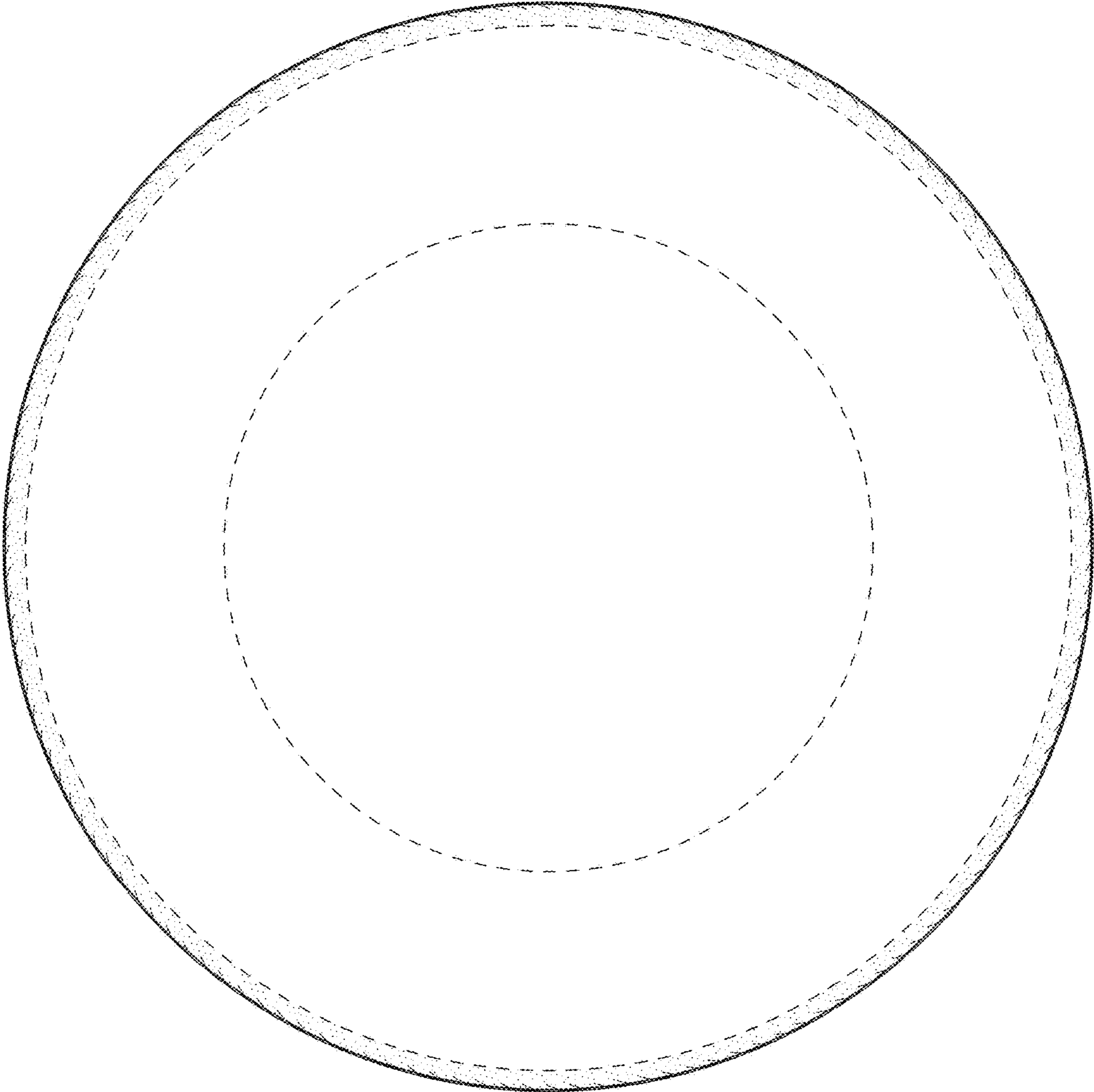


FIG - 3

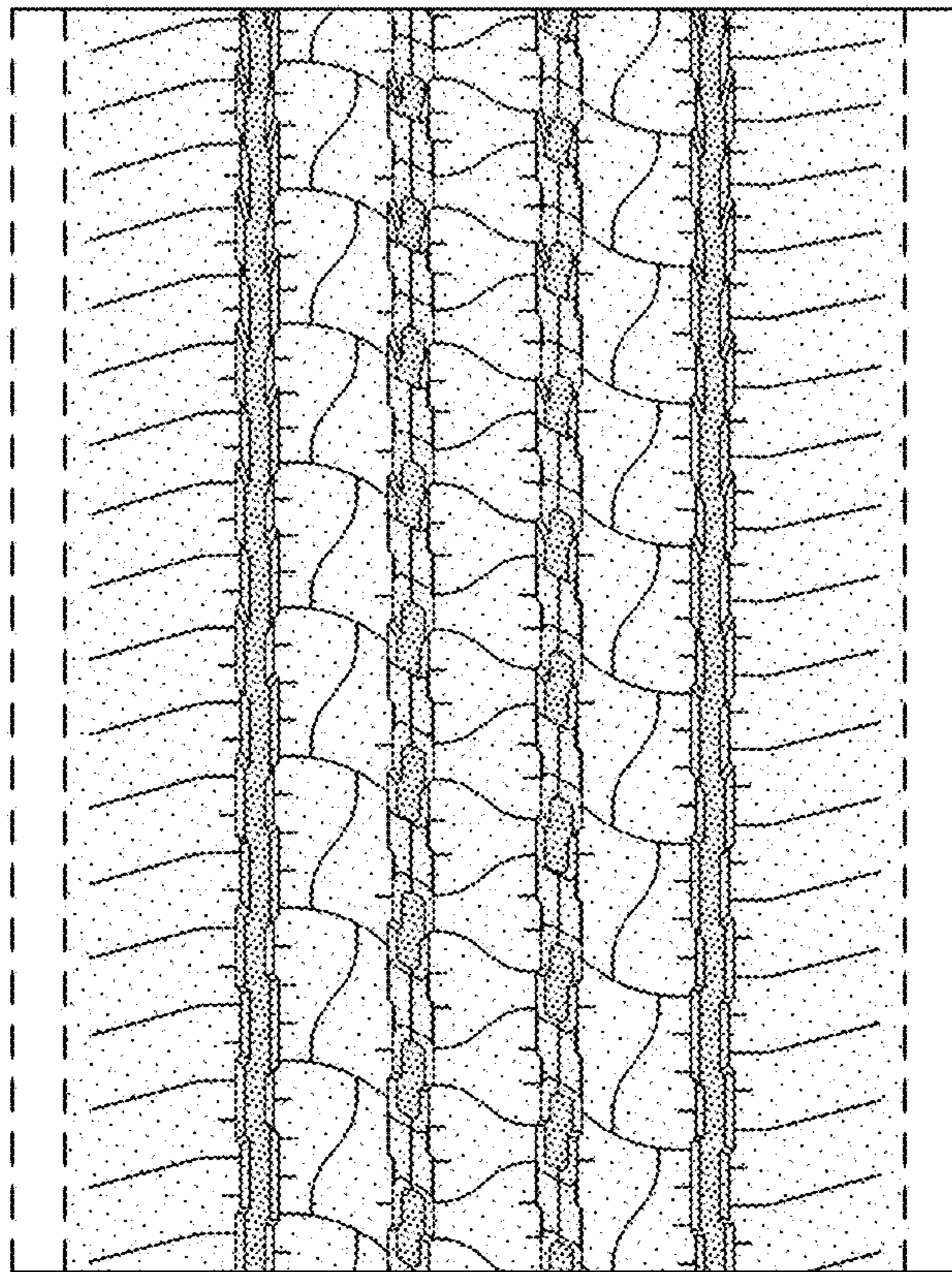


FIG - 4

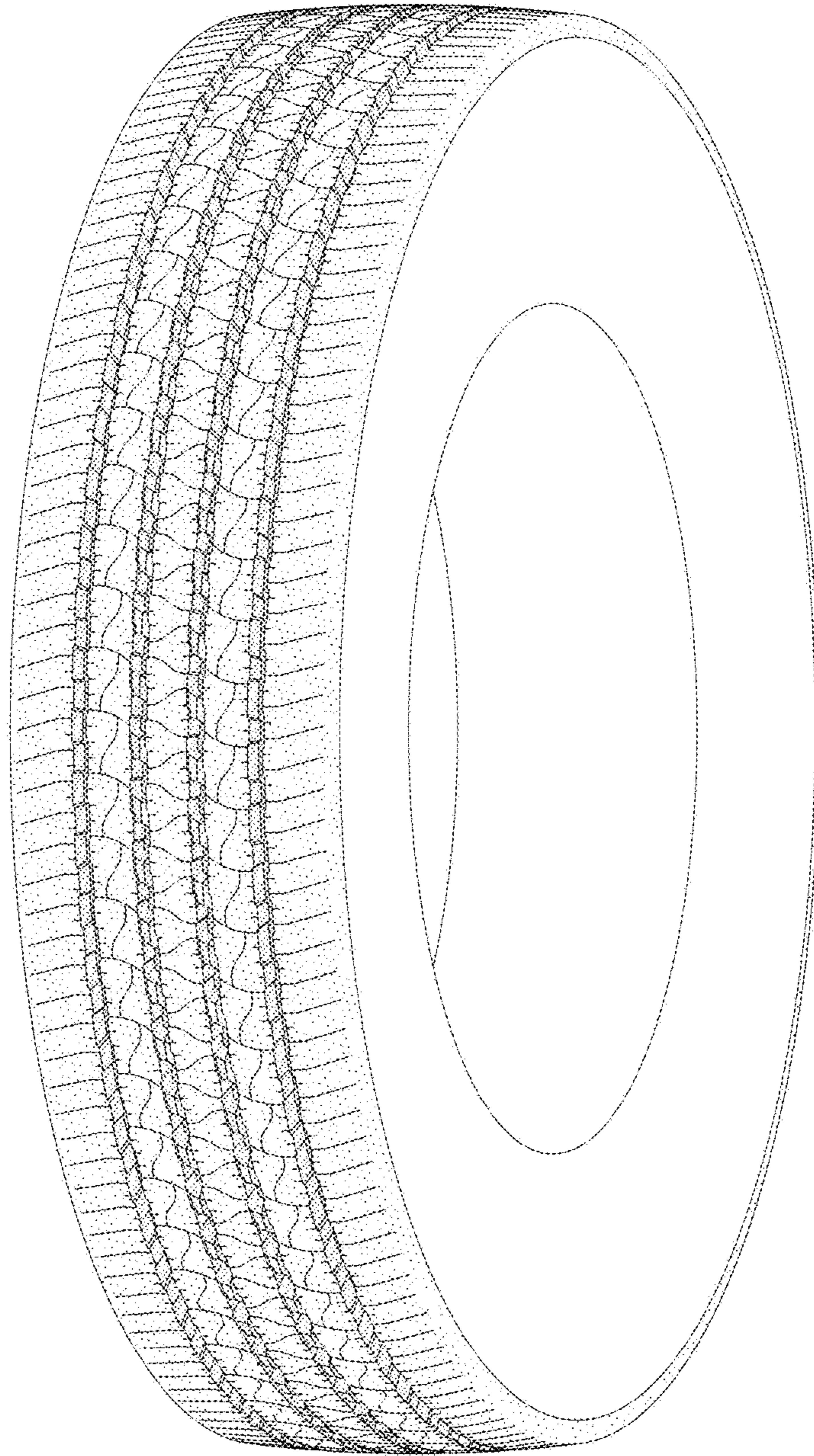


FIG - 5

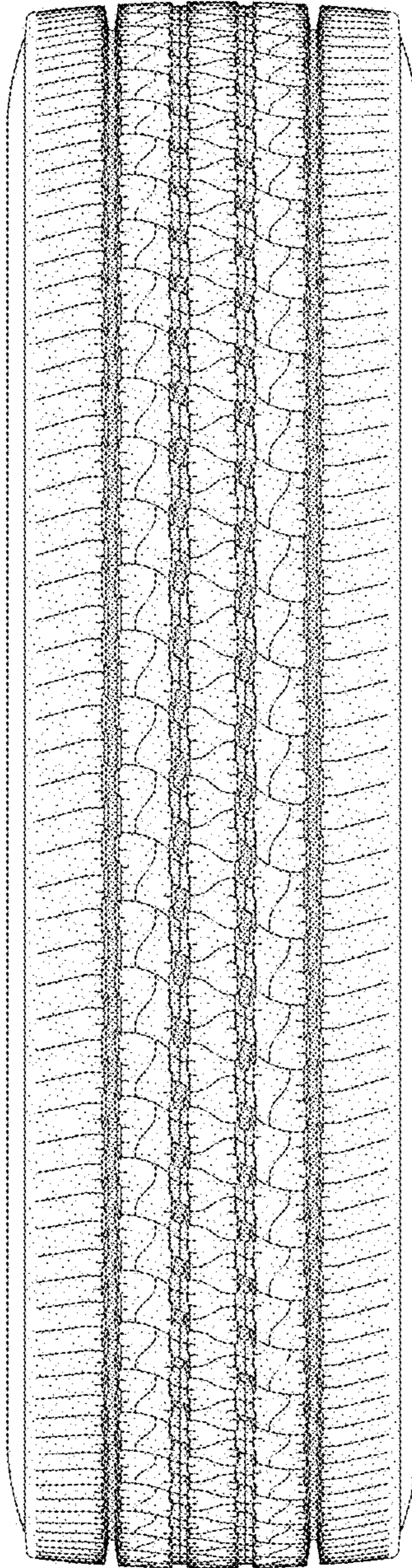


FIG - 6