



US00D900011S

(12) **United States Design Patent** (10) **Patent No.:** **US D900,011 S**
Sullivan et al. (45) **Date of Patent:** **** Oct. 27, 2020**

- (54) **TIRE**
- (71) Applicant: **Compagnie Generale des Etablissements Michelin**, Clermont-Ferrand (FR)
- (72) Inventors: **Corey Sullivan**, Mauldin, SC (US); **Patrick Jon Buresh**, Bend, OR (US); **Jason Zychiewicz**, Simpsonville, SC (US)
- (73) Assignee: **Compagnie Generale des Etablissements Michelin**, Clermont-Ferrand (FR)
- (**) Term: **15 Years**
- (21) Appl. No.: **29/679,311**
- (22) Filed: **Feb. 4, 2019**
- (51) **LOC (12) Cl.** **12-15**
- (52) **U.S. Cl.**
USPC **D12/579**
- (58) **Field of Classification Search**
USPC D12/568-604
CPC Y10T 152/10027; B60C 1/0016; B60C 11/0306; B60C 11/0302; B60C 3/06; B60C 9/17
See application file for complete search history.

- D481,989 S 11/2003 Portnoy
D486,782 S 2/2004 Fukunaga et al.
D500,285 S 12/2004 Ikeda
D504,389 S 4/2005 Boggs
D505,385 S 5/2005 Greenville
D570,280 S 6/2008 Lo
D594,815 S 6/2009 Reim et al.
D604,233 S 11/2009 Reim et al.
D604,690 S 11/2009 Dixon

(Continued)

Primary Examiner — Lakiya G Rogers
Assistant Examiner — John A Voytek
(74) *Attorney, Agent, or Firm* — John Steckler Schwab

(57) **CLAIM**

The ornamental design for a tire, as shown and described.

DESCRIPTION

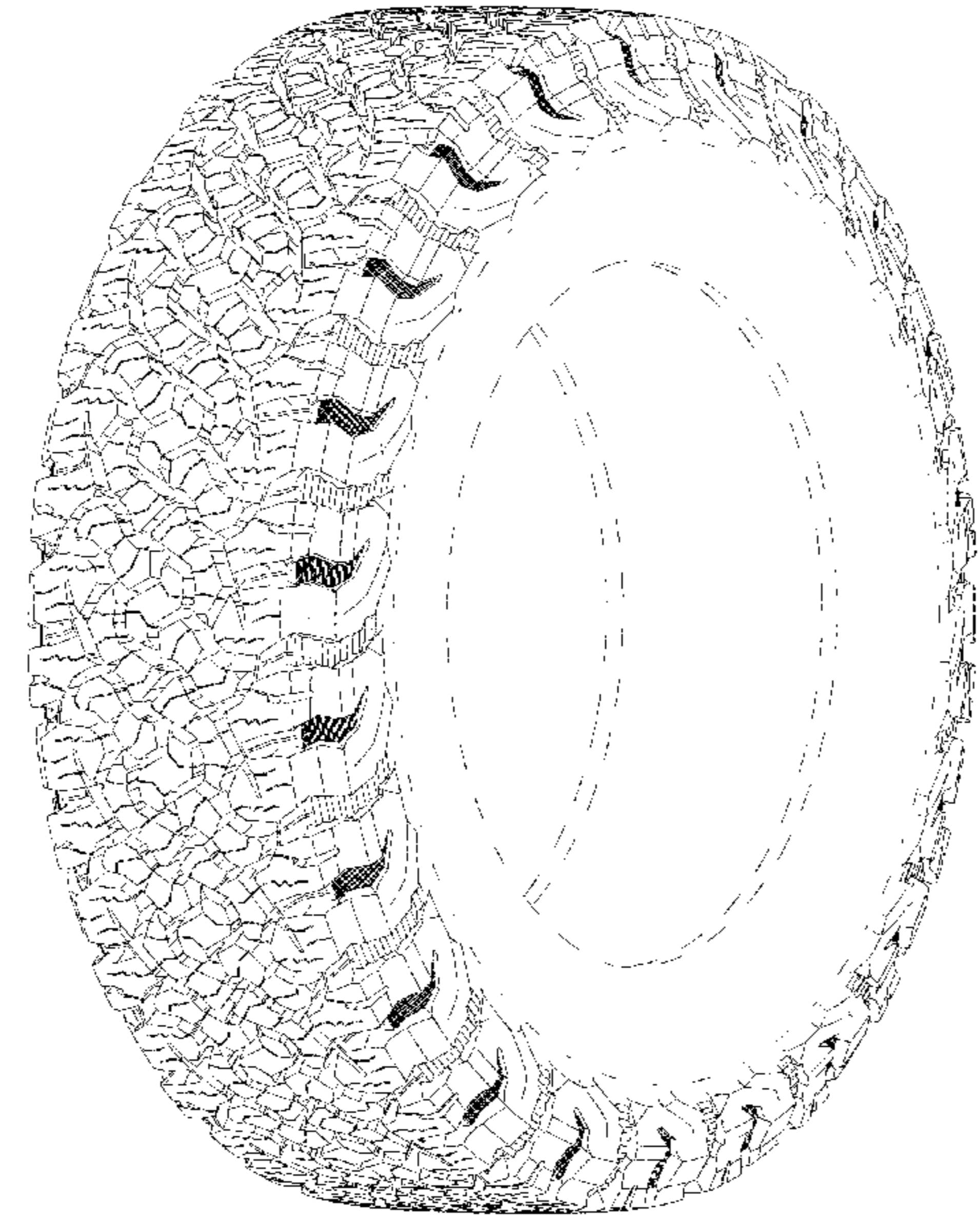
FIG. 1 is a left elevation view of first embodiment of a tire, the opposite being identical thereto;
FIG. 2 is a front left perspective view thereof showing our new design, the opposite side perspective being identical thereto;
FIG. 3 is a front elevation view thereof;
FIG. 4 is a sectional view taken along line 4-4 of the tire shown in FIG. 3;
FIG. 5 is a left elevation view of a second embodiment of a tire, the opposite being identical thereto;
FIG. 6 is a front left perspective view thereof showing our new design, the opposite side perspective being identical thereto;
FIG. 7 is a front elevation view thereof; and,
FIG. 8 is a sectional view taken along line 8-8 of the tire shown in FIG. 7.
The dash/dash broken lines illustrate portions of the tire that form no part of the claimed design. The dot/dash broken lines seen in FIGS. 1 & 2 illustrate boundaries of the tire and form no part of the claimed design.

1 Claim, 8 Drawing Sheets

(56) **References Cited**

U.S. PATENT DOCUMENTS

| | | |
|------------|---------|---------------------|
| D250,813 S | 1/1979 | Fetty et al. |
| D296,679 S | 7/1988 | Lassan |
| D316,534 S | 4/1991 | Hutz |
| D388,036 S | 12/1997 | Labbe et al. |
| D399,799 S | 10/1998 | Dunlap et al. |
| D402,941 S | 12/1998 | Teeple et al. |
| D405,400 S | 2/1999 | Teeple et al. |
| D419,502 S | 1/2000 | Custons, Jr. et al. |
| D455,118 S | 4/2002 | Oliver |



(56)

References Cited

U.S. PATENT DOCUMENTS

| | | | | |
|----------|-----|---------|------------------|---------|
| D629,744 | S | 12/2010 | Unstot | |
| D656,086 | S | 3/2012 | Herbeuval et al. | |
| D713,329 | S * | 9/2014 | Dixon | D12/579 |
| D728,457 | S | 5/2015 | Reim et al. | |
| D729,155 | S * | 5/2015 | Jacobs | D12/600 |
| D730,272 | S * | 5/2015 | Fleckner | D12/580 |
| D763,781 | S * | 8/2016 | Ashton | D12/579 |
| D763,782 | S * | 8/2016 | Dixon | D12/579 |
| D766,166 | S * | 9/2016 | Uphouse | D12/579 |
| D773,980 | S * | 12/2016 | Takahashi | D12/579 |
| D775,065 | S * | 12/2016 | Hanlon | D12/579 |
| D775,066 | S | 12/2016 | Sullivan et al. | |
| D787,435 | S * | 5/2017 | Sareen | D12/600 |
| D802,523 | S * | 11/2017 | Uphouse | D12/579 |
| D845,886 | S * | 4/2019 | Shondel | D12/579 |
| D845,887 | S * | 4/2019 | Shondel | D12/580 |
| D855,556 | S * | 8/2019 | Shondel | D12/579 |

* cited by examiner




Fig. 1

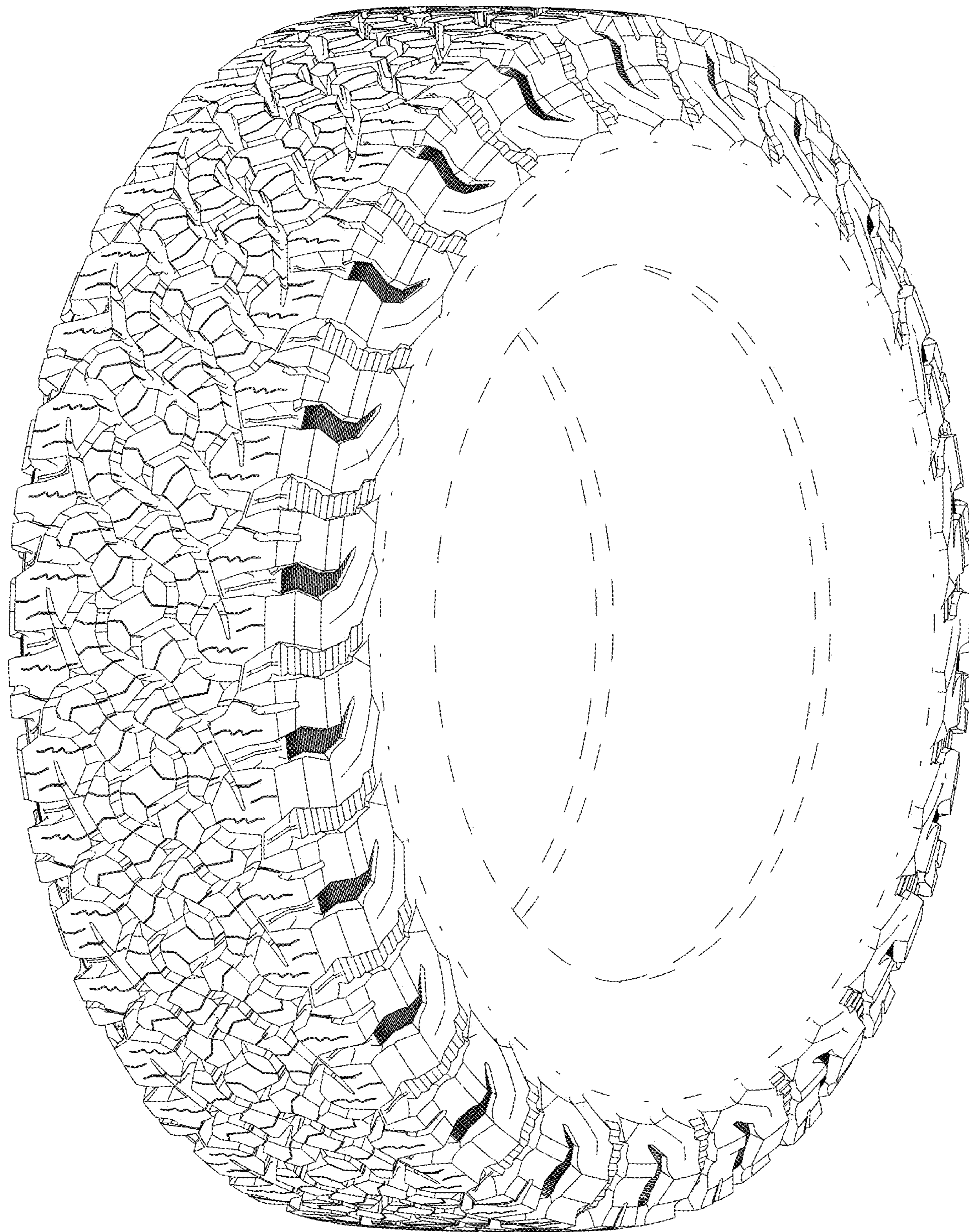


Fig. 2

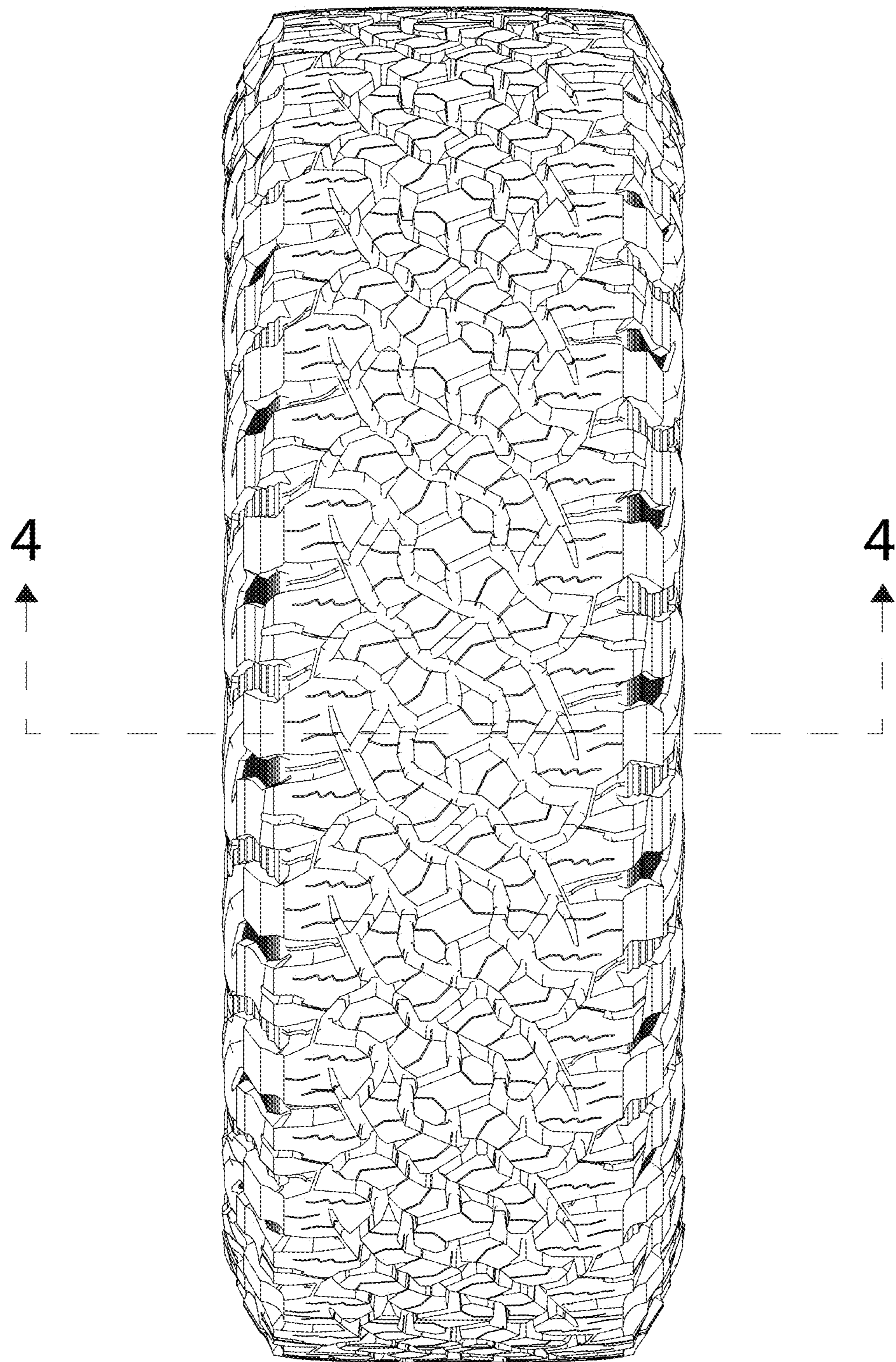


Fig. 3




Fig. 4




Fig. 5

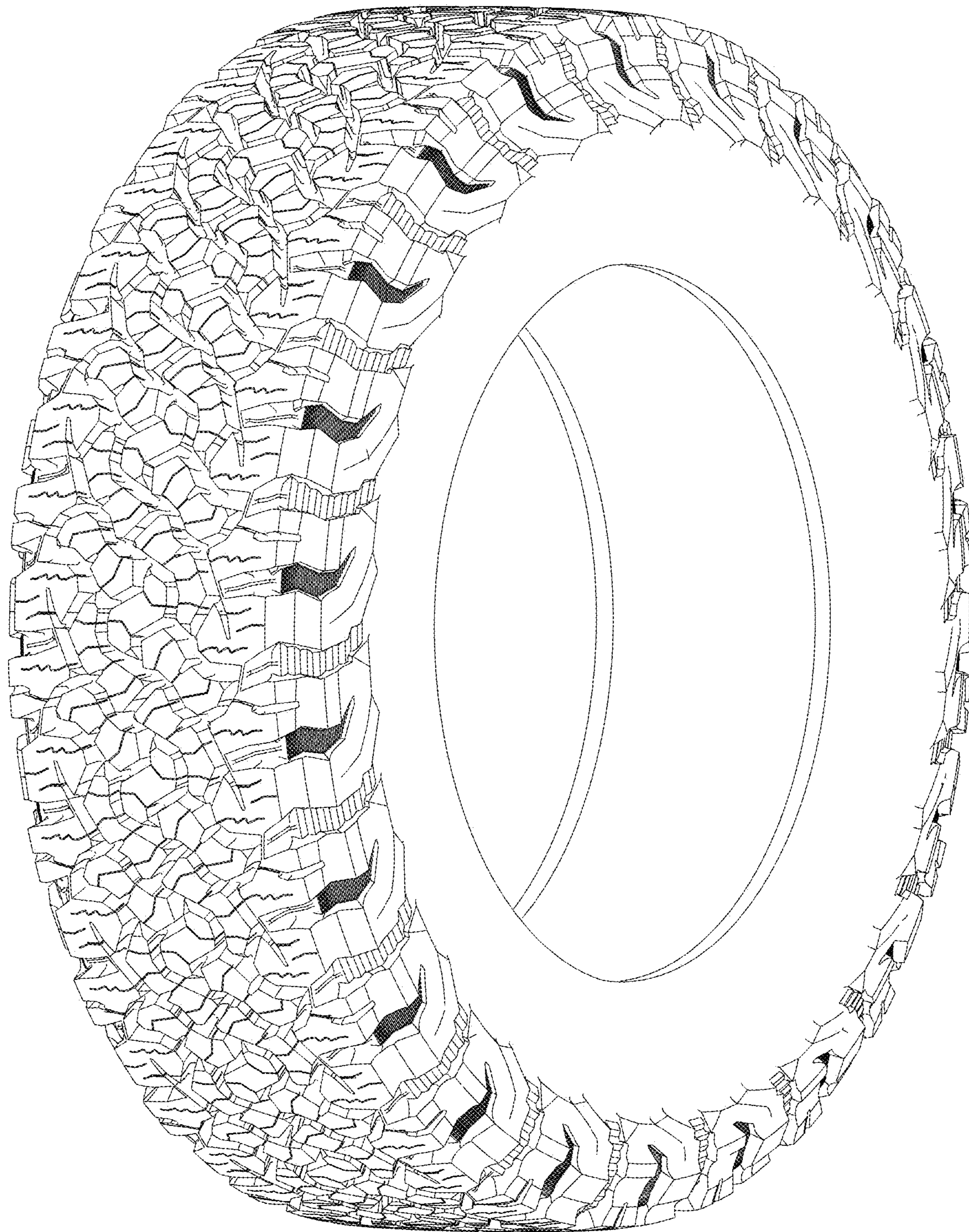


Fig. 6

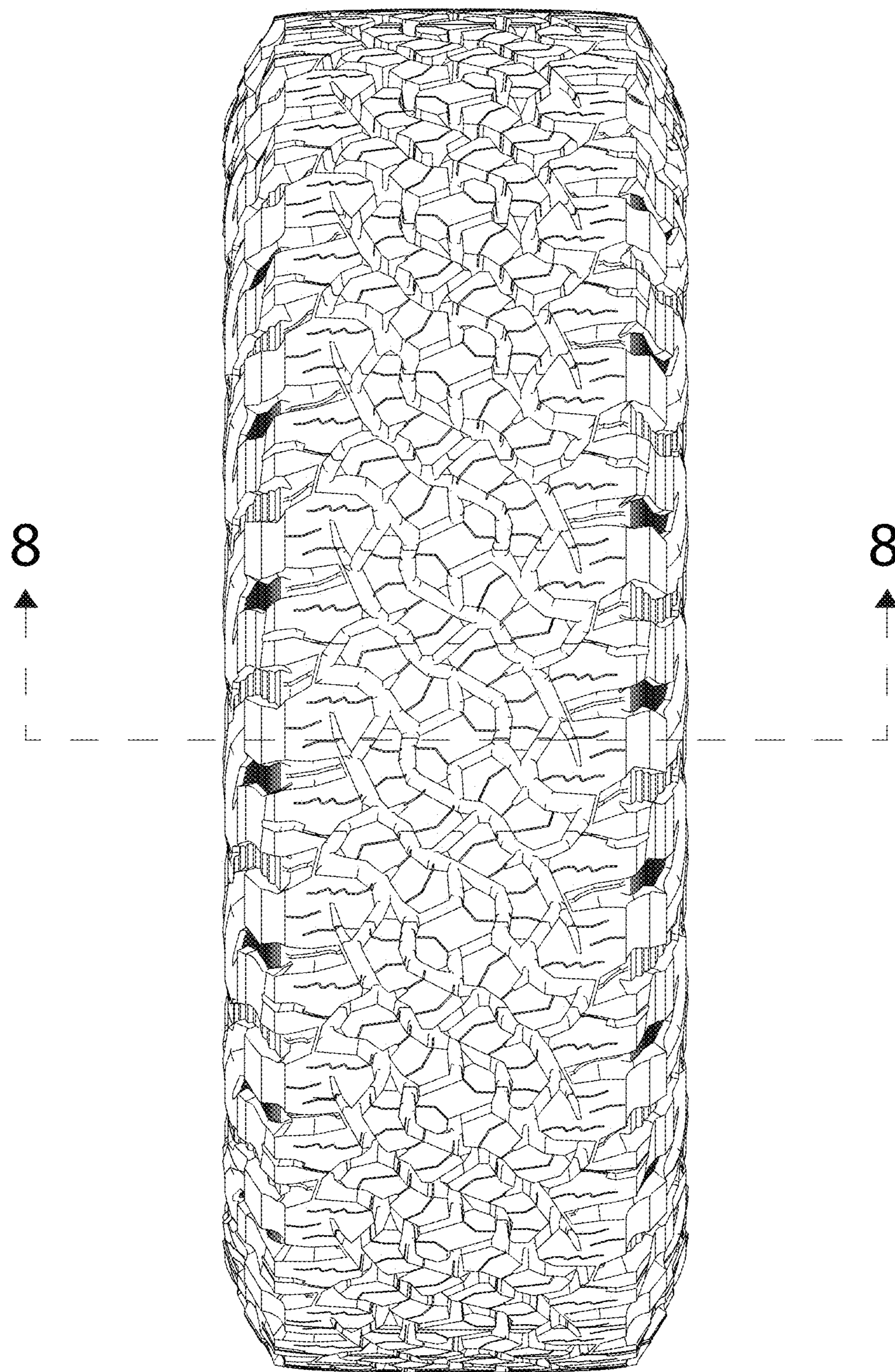


Fig. 7




Fig. 8