



US00D89996S

(12) **United States Design Patent**
O'Neill

(10) **Patent No.:** **US D899,996 S**

(45) **Date of Patent:** **** Oct. 27, 2020**

(54) **WHEEL**

(71) Applicant: **Jaguar Land Rover Limited**, Whitley,
Coventry (GB)

(72) Inventor: **Michael O'Neill**, Whitley Coventry
(GB)

(73) Assignee: **Jaguar Land Rover Limited**, Whitley
Coventry (GB)

(**) Term: **15 Years**

(21) Appl. No.: **29/687,365**

(22) Filed: **Apr. 12, 2019**

(30) **Foreign Application Priority Data**

Oct. 25, 2018 (EM) 005808441

(51) **LOC (12) Cl.** **12-16**

(52) **U.S. Cl.**
USPC **D12/209**

(58) **Field of Classification Search**
USPC D12/204–213; D21/563
CPC B60B 7/00; B60B 7/02; B60B 7/04; B60B
7/01; B60B 7/06; B60B 3/02; B60B 3/04;
B60B 3/06; B60B 3/10; B60B 1/00;
B60B 1/08; B60B 1/10; B60B 1/12
See application file for complete search history.

(56) **References Cited**

U.S. PATENT DOCUMENTS

D617,717 S * 6/2010 Nordmann D12/211
D619,071 S * 7/2010 Christensen D12/211
D635,077 S * 3/2011 Nordmann D12/209

D639,226 S * 6/2011 Juergens D12/211
D669,833 S * 10/2012 Pollmann D12/209
D671,475 S * 11/2012 Juergens D12/209
D671,479 S * 11/2012 Gonser D12/209
D681,530 S * 5/2013 Zhang D12/209
D684,913 S * 6/2013 Chen D12/209
D686,965 S * 7/2013 Pollmann D12/211
D823,432 S * 7/2018 Oh D12/209
D824,831 S * 8/2018 Oh D12/209
D828,266 S * 9/2018 Garcia D12/209
D833,951 S * 11/2018 Wheel D12/211
D846,475 S * 4/2019 Lucas D12/209
D849,649 S * 5/2019 Grewer D12/209
D850,351 S * 6/2019 Wheel D12/211
D855,534 S * 8/2019 Gregory D12/209
D860,899 S * 9/2019 Licklitter D12/209
D862,348 S * 10/2019 Woodhouse D12/209
D863,177 S * 10/2019 Gregory D12/209
D877,030 S * 3/2020 Grewer D12/209

* cited by examiner

Primary Examiner — Stacia A Cadmus

(74) *Attorney, Agent, or Firm* — Wood Herron & Evans
LLP

(57) **CLAIM**

The ornamental design for a wheel, as shown and described.

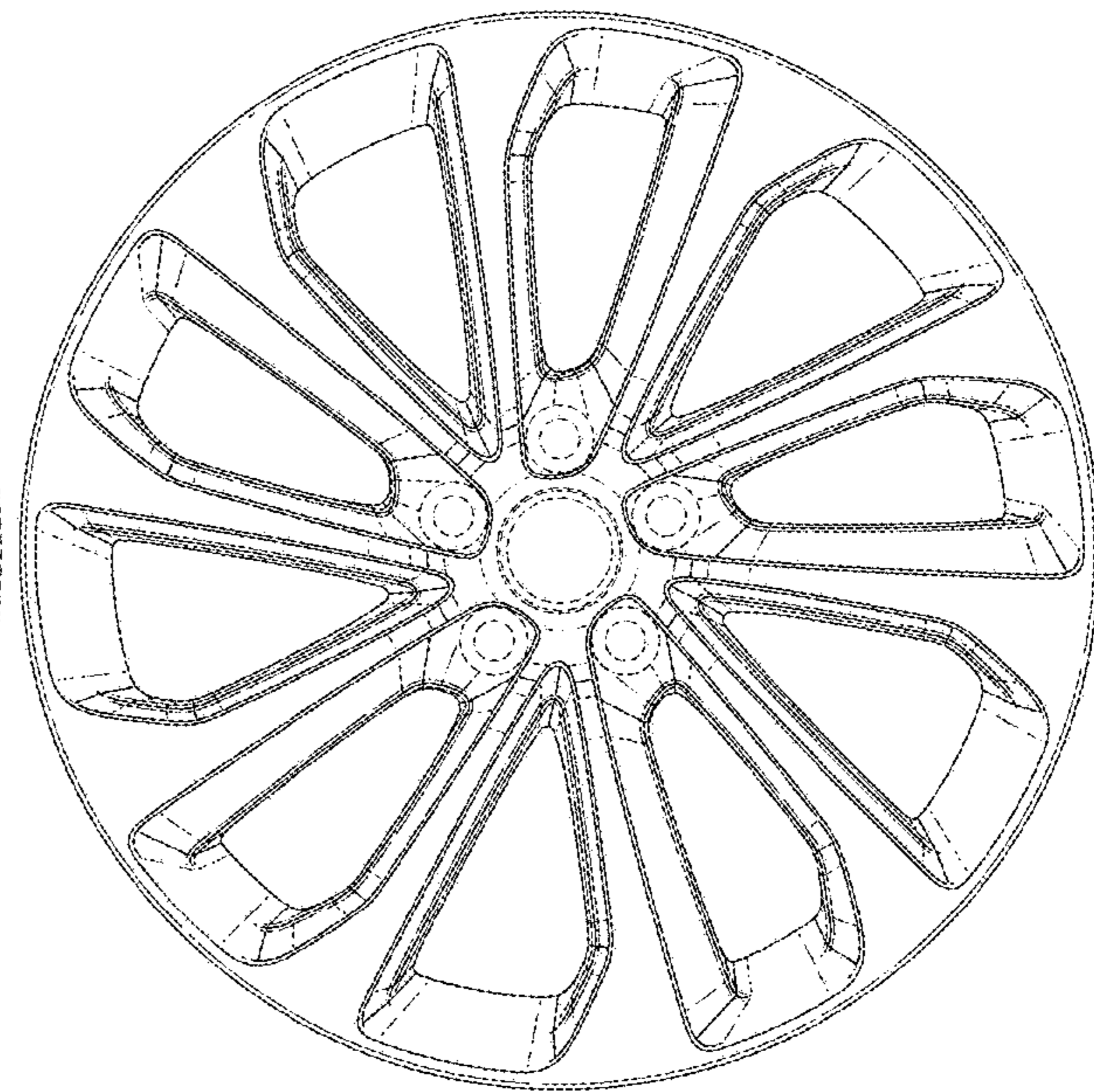
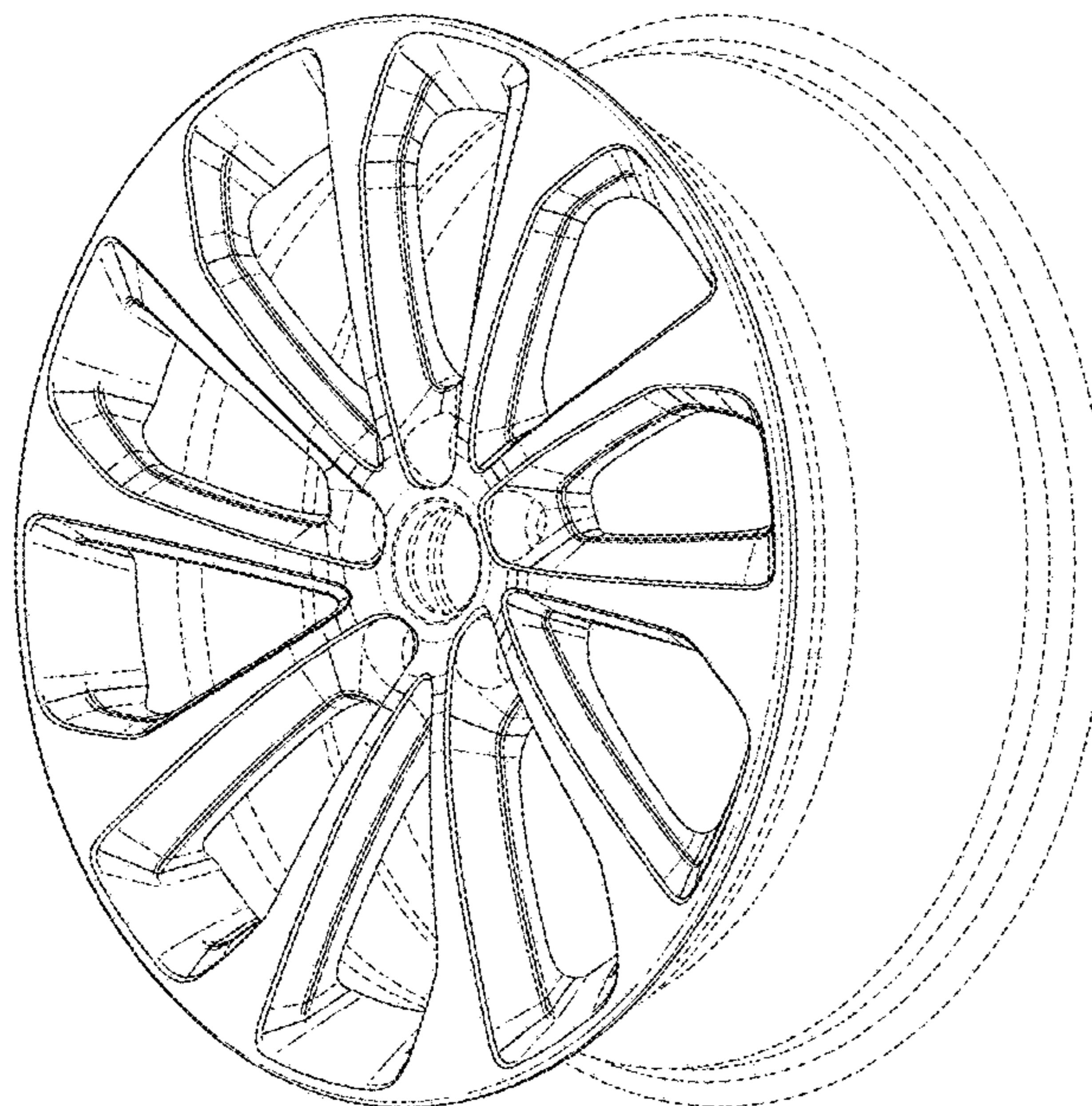
DESCRIPTION

FIG. 1 is a front right perspective view of a wheel according to the present invention.

FIG. 2 is a front view of the wheel shown in FIG. 1; and, FIG. 3 is a left side view thereof, the right side view being a mirror image thereof.

The broken lines form no part of the claimed design, but are instead included to show environmental structure.

1 Claim, 3 Drawing Sheets



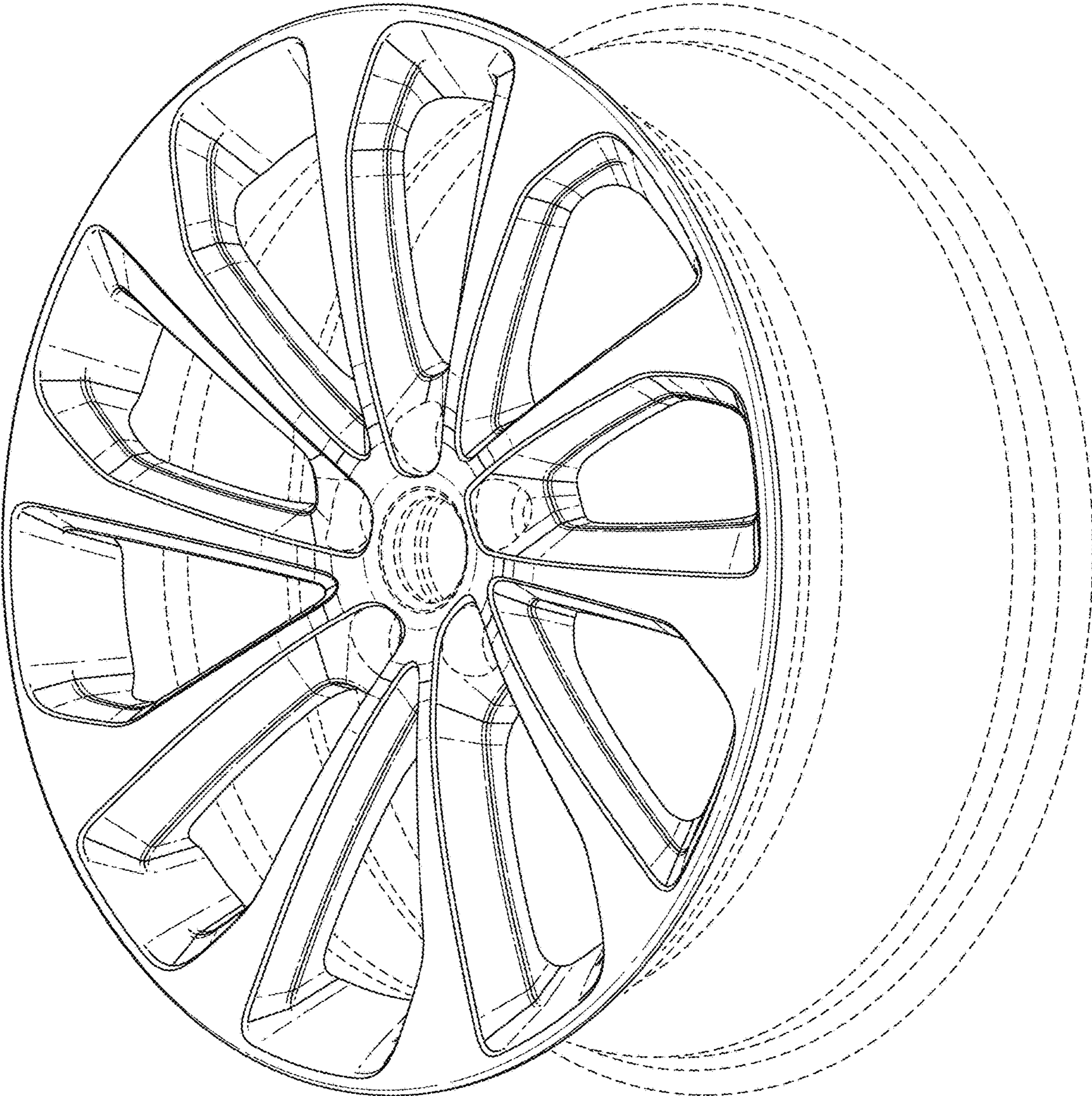


FIG. 1

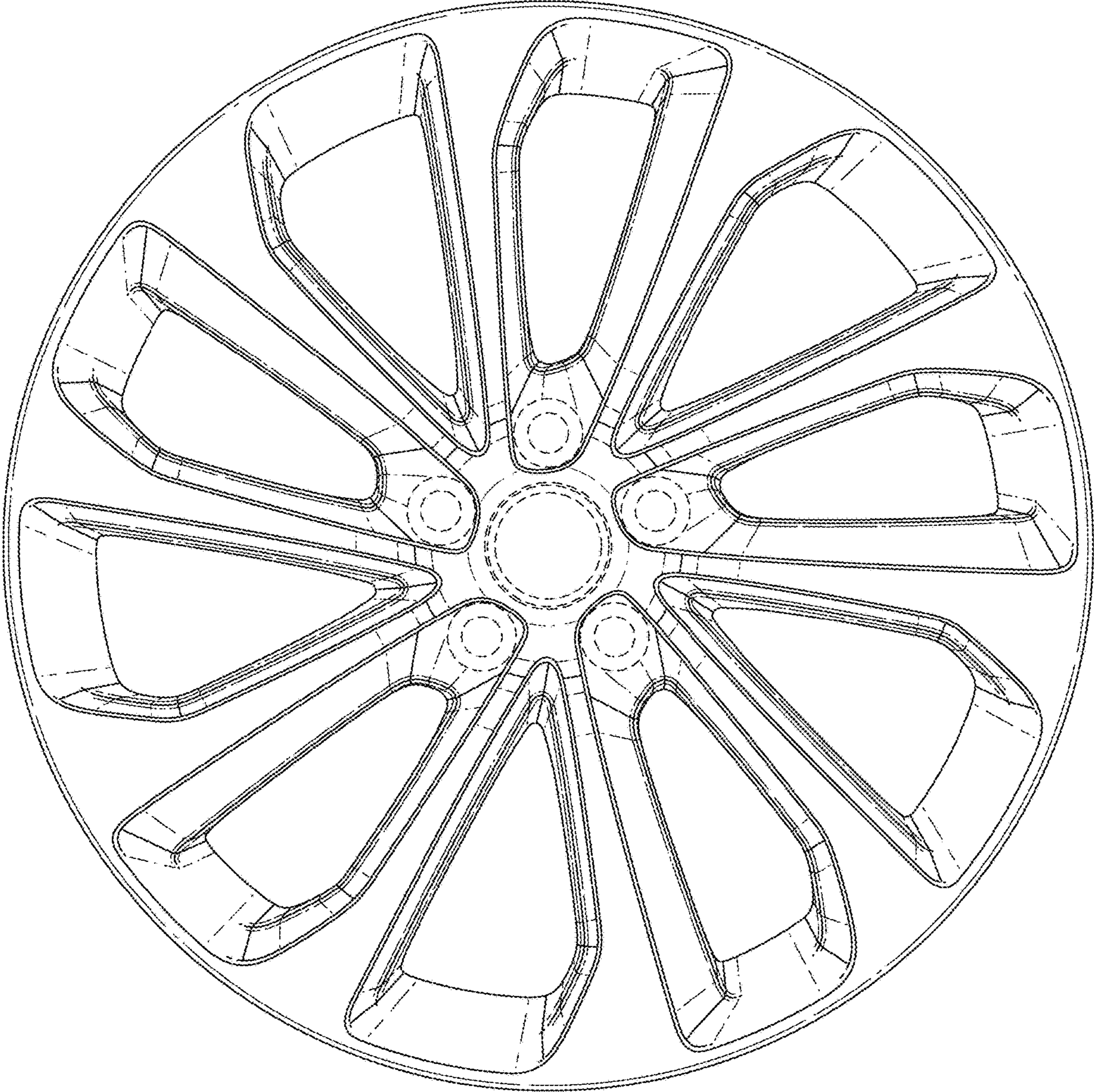


FIG. 2

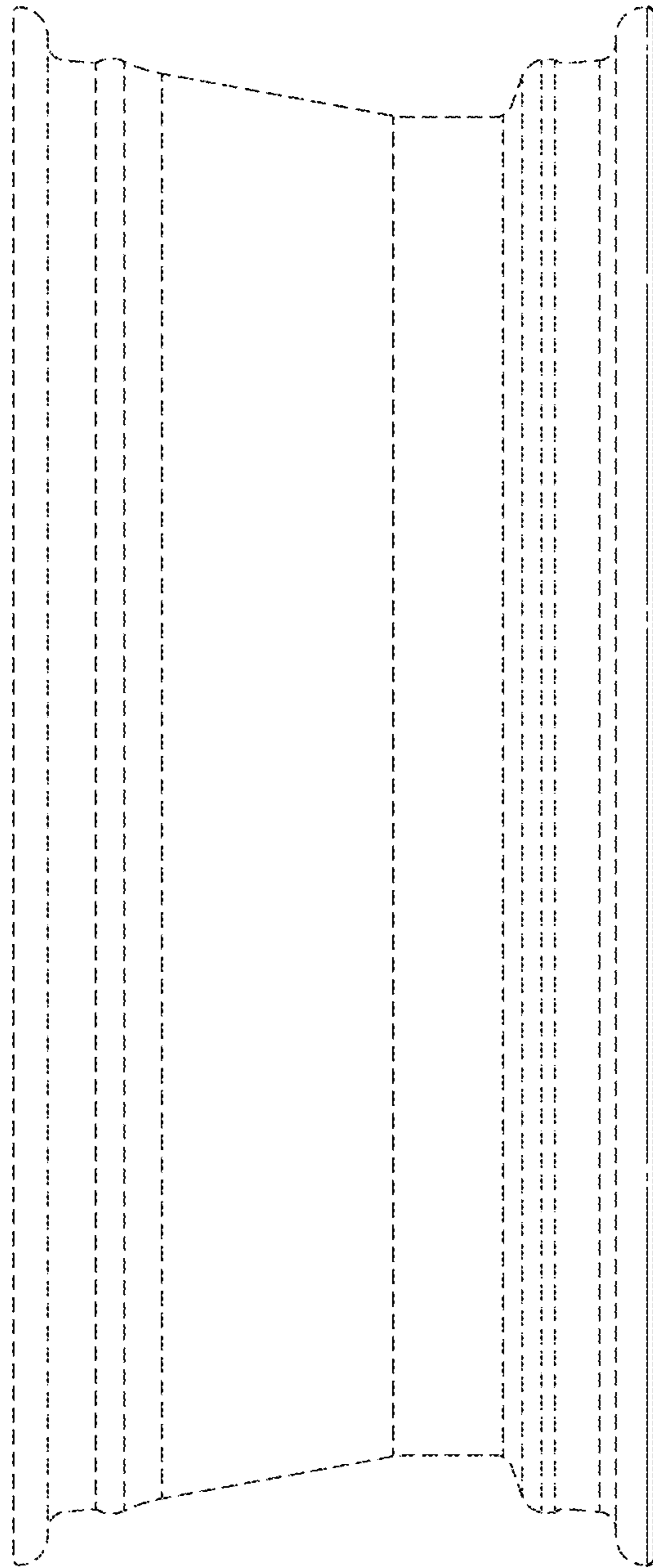


FIG. 3