

US00D899990S

(12) **United States Design Patent** (10) **Patent No.:** **US D899,990 S**
Metros et al. (45) **Date of Patent:** **** Oct. 27, 2020**

(54) **VEHICLE FRONT LOWER SPLITTER**

(71) Applicant: **Ford Global Technologies, LLC,**
Dearborn, MI (US)

(72) Inventors: **Craig S. Metros,** Bloomfield, MI (US);
Darrell Behmer, Novi, MI (US);
Melvin Betancourt, Shelby Township,
MI (US); **Christopher Stevens,** Detroit,
MI (US)

(73) Assignee: **Ford Global Technologies, LLC,**
Dearborn, MI (US)

(**) Term: **15 Years**

(21) Appl. No.: **29/673,795**

(22) Filed: **Dec. 18, 2018**

(51) **LOC (12) Cl.** **12-16**

(52) **U.S. Cl.**
USPC **D12/196**

(58) **Field of Classification Search**
USPC D12/90, 91, 92, 169, 181, 184, 190, 195,
D12/196, 203

CPC B60J 5/00; B60J 5/02; B60J 5/04; B60J
5/10; B62D 25/02; B62D 25/04

See application file for complete search history.

(56) **References Cited**

U.S. PATENT DOCUMENTS

D644,574 S * 9/2011 Vardis D12/169
D646,607 S * 10/2011 Verhee D12/169
D744,922 S * 12/2015 Jamieson D12/196
D803,739 S * 11/2017 Cosme D12/172

D818,403 S * 5/2018 Cummins D12/169
D821,937 S * 7/2018 Cummins D12/169
D833,928 S * 11/2018 Anderson D12/169
D856,875 S * 8/2019 Kozub D12/172
D868,647 S * 12/2019 Buck D12/169
D876,300 S * 2/2020 Chiang D12/181
D887,323 S * 6/2020 Zipfel D12/169

OTHER PUBLICATIONS

Reese Counts, 2020 Ford Shelby GT500 revealed in Instagram post,
<https://www.autoblog.com> Oct. 18, 2018.

* cited by examiner

Primary Examiner — George D. Kirschbaum

Assistant Examiner — Joseph J Kukella

(74) *Attorney, Agent, or Firm* — Vichit Chea

(57) **CLAIM**

The ornamental design for a vehicle front lower splitter, as
shown and described.

DESCRIPTION

FIG. 1 is a front elevational view of a vehicle front lower
splitter, showing our new design;

FIG. 2 is a rear elevational view thereof;

FIG. 3 is a left side elevational view thereof;

FIG. 4 is a right side elevational view thereof;


FIG. 5 is a top plan view thereof;

FIG. 6 is a bottom plan view thereof;

FIG. 7 is a top, front and left side perspective view thereof;
and,

FIG. 8 is a bottom, front and left side perspective view
thereof.

1 Claim, 8 Drawing Sheets






Fig. 1

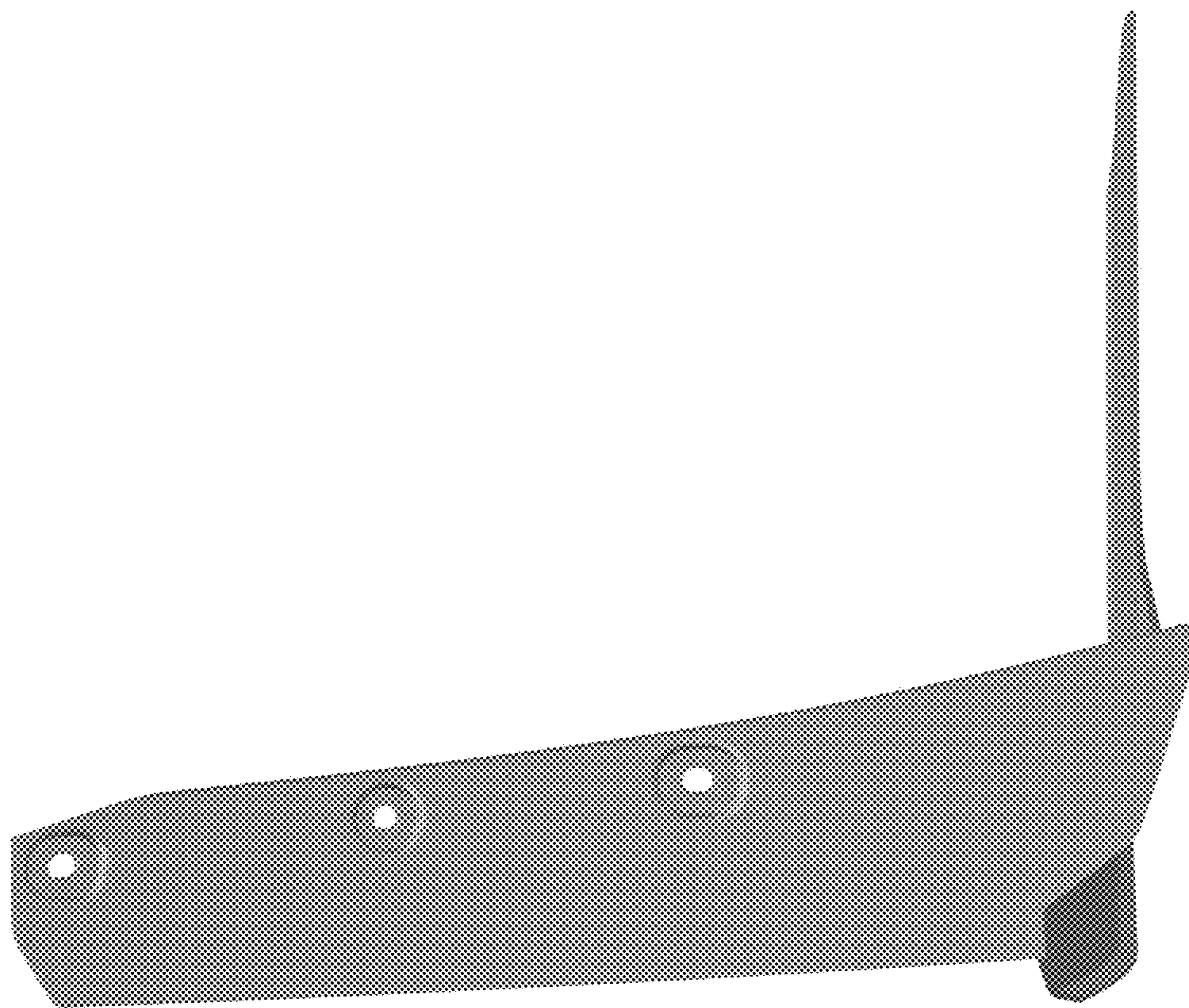


Fig. 2




Fig. 3




Fig. 4

Fig. 5

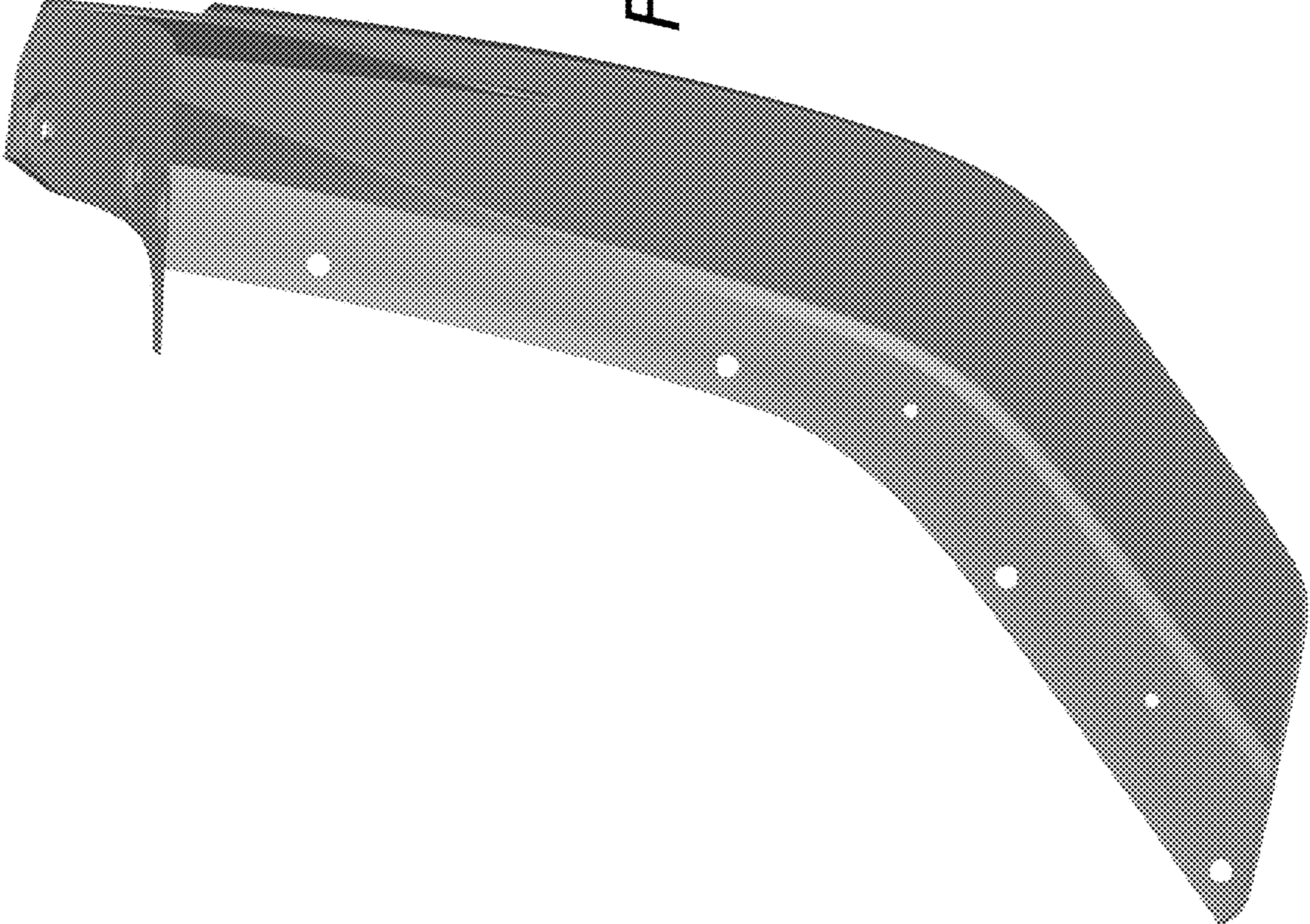
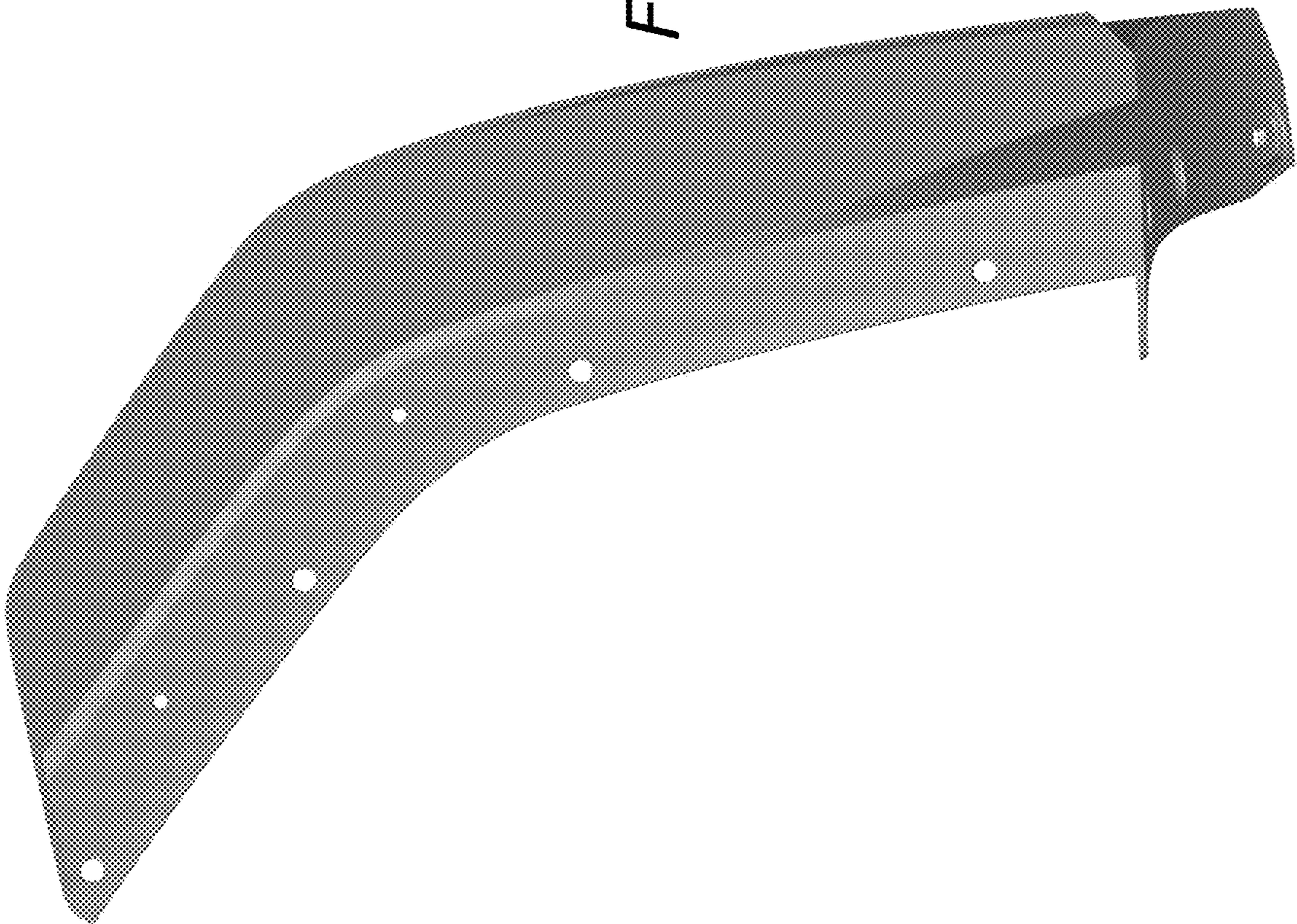


Fig. 6






Fig. 7

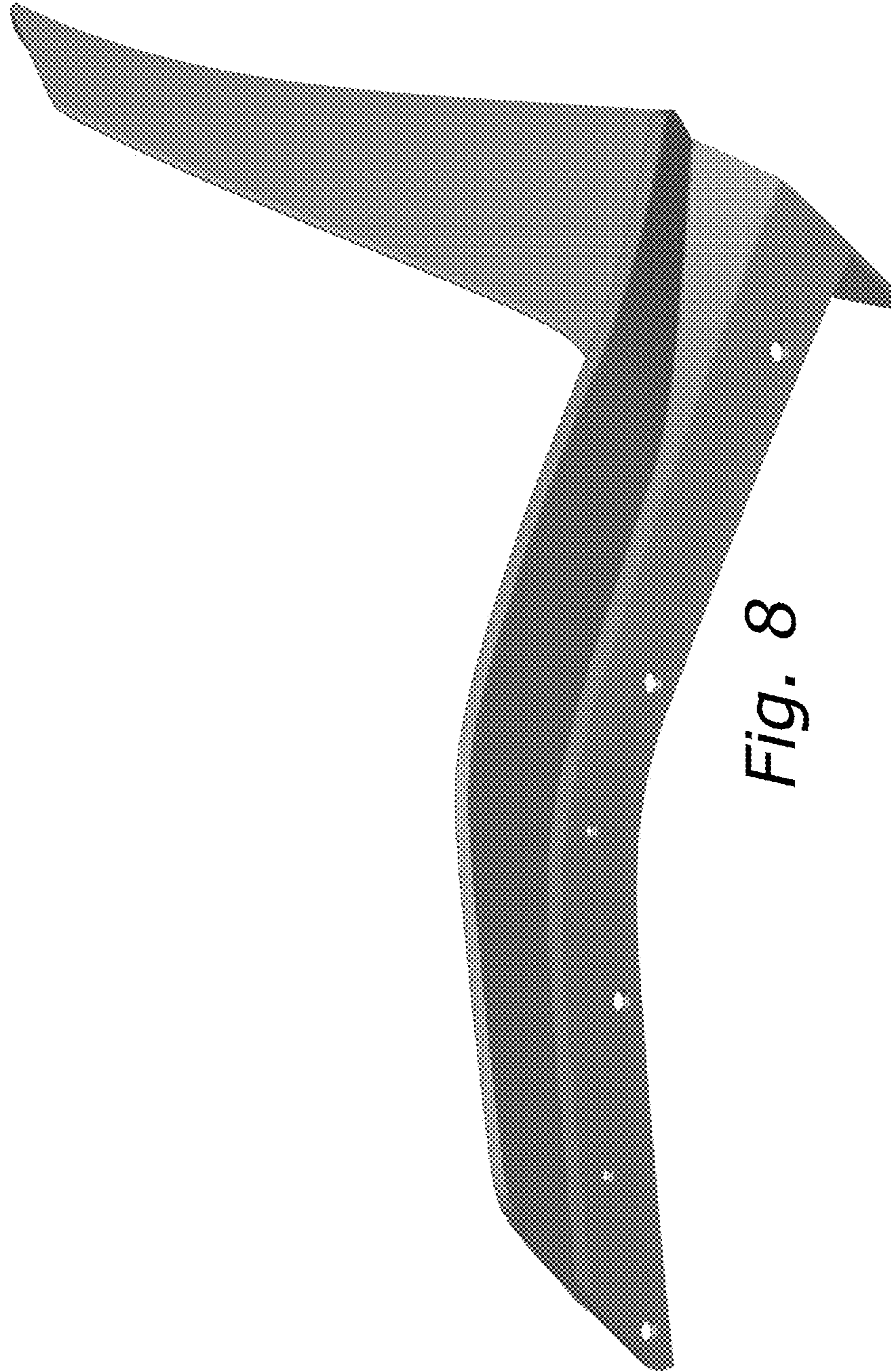


Fig. 8