

US00D899979S

(12) **United States Design Patent** (10) **Patent No.:** **US D899,979 S**  
**Hamilton et al.** (45) **Date of Patent:** **\*\* \*Oct. 27, 2020**

(54) **VEHICLE HOOD**

(56) **References Cited**

(71) Applicant: **Ford Global Technologies, LLC**,  
Dearborn, MI (US)  
(72) Inventors: **Christopher Hamilton**, Chelmsford  
(GB); **Jordan Bennett**, Brentwood  
(GB); **Simon Collins**, Sevenoaks (GB)  
(73) Assignee: **Ford Global Technologies, LLC**,  
Dearborn, MI (US)

U.S. PATENT DOCUMENTS

D569,316 S	5/2008	Spearman-Oxx et al.	
D678,151 S *	3/2013	Behmer .....	D12/173
D702,163 S	4/2014	Campbell et al.	
D702,164 S	4/2014	Campbell et al.	
D709,412 S *	7/2014	Mays .....	D12/173
D823,196 S *	7/2018	Behmer .....	D12/173
D838,640 S	1/2019	Metros et al.	
D860,889 S *	9/2019	Ninov .....	D12/173
D867,944 S *	11/2019	Smith .....	D12/173
D872,663 S *	1/2020	Pollard .....	D12/173

(\* ) Notice: This patent is subject to a terminal disclaimer.

\* cited by examiner

(\*\*) Term: **15 Years**

*Primary Examiner* — George D. Kirschbaum  
*Assistant Examiner* — Joseph J Kukella

(21) Appl. No.: **29/680,348**

(57) **CLAIM**

The ornamental design for a vehicle hood, as shown and described.

(22) Filed: **Feb. 15, 2019**

**DESCRIPTION**

(30) **Foreign Application Priority Data**

Aug. 28, 2018 (DE) ..... 40 2018 100 843

(51) **LOC (12) Cl.** ..... **12-08**

(52) **U.S. Cl.**  
USPC ..... **D12/173**


(58) **Field of Classification Search**  
USPC ..... D12/90–92, 169, 173, 181, 184, 190,  
D12/195, 196, 203


CPC ..... B60J 5/00; B60J 5/02; B60J 5/04; B60J  
5/10; B62D 25/02; B62D 25/04

See application file for complete search history.

FIG. 1 is a front elevational view of a vehicle hood, showing our new design;  
FIG. 2 is a rear elevational view thereof;  
FIG. 3 is a left side elevational view thereof;  
FIG. 4 is a right side elevational view thereof;  
FIG. 5 is a top plan view thereof;  
FIG. 6 is a bottom plan view thereof;  
FIG. 7 is a top, front, and left side perspective view thereof;  
and,  
FIG. 8 is a bottom, front, and left side perspective view thereof.


**1 Claim, 8 Drawing Sheets**





*Fig. 1*





*Fig. 2*

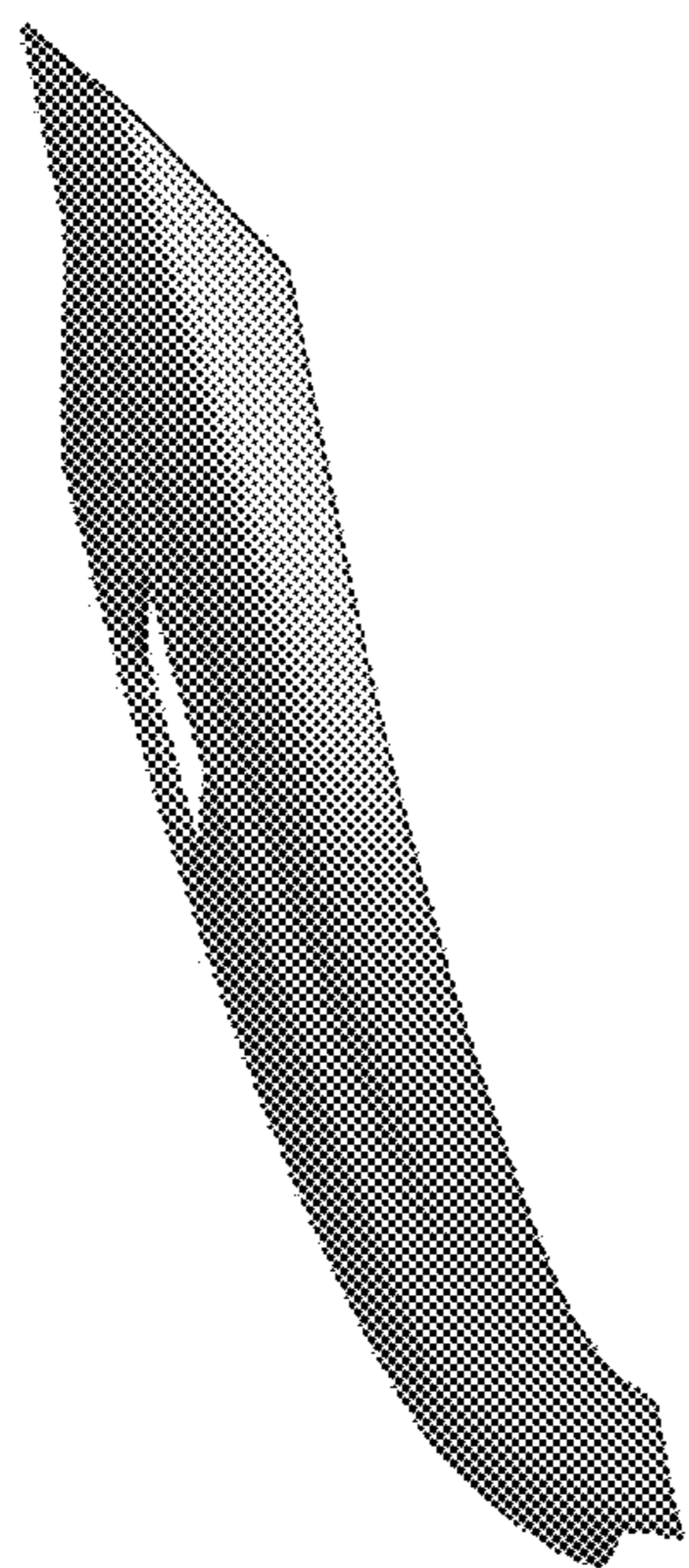


Fig. 3




Fig. 4



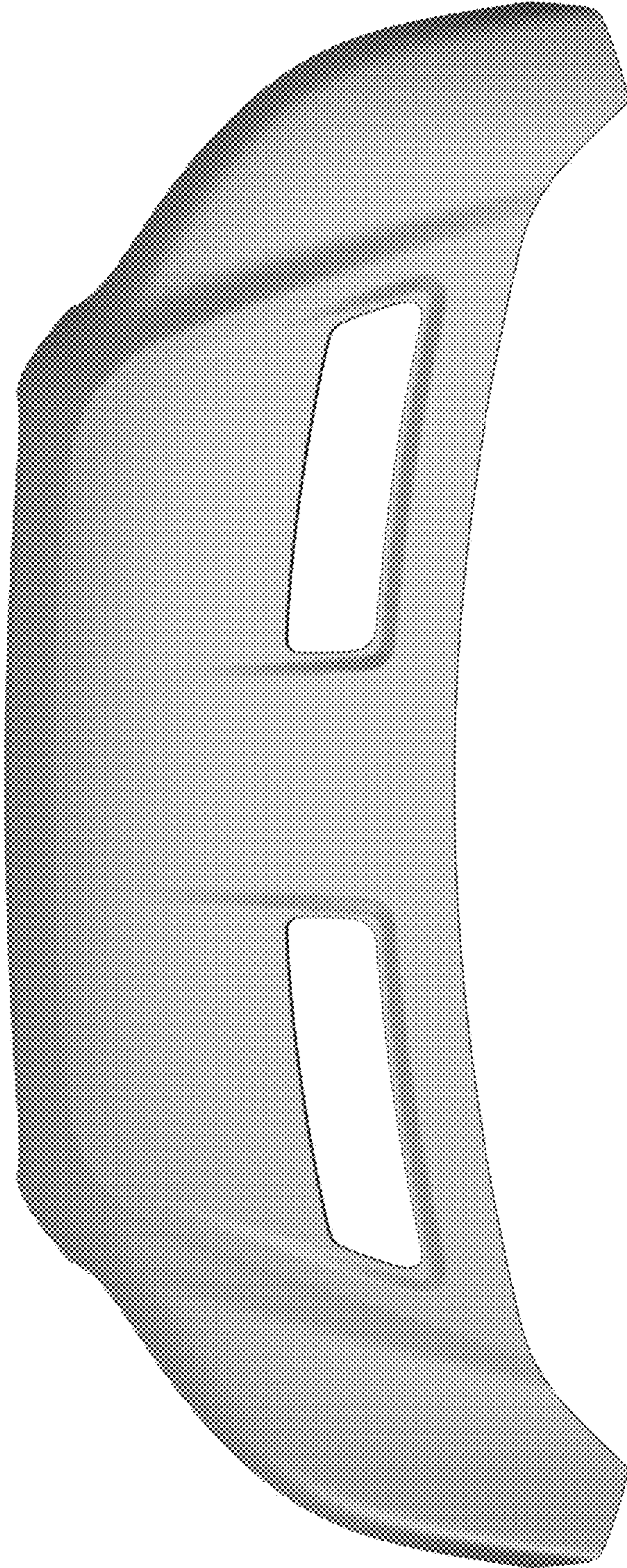


Fig. 5



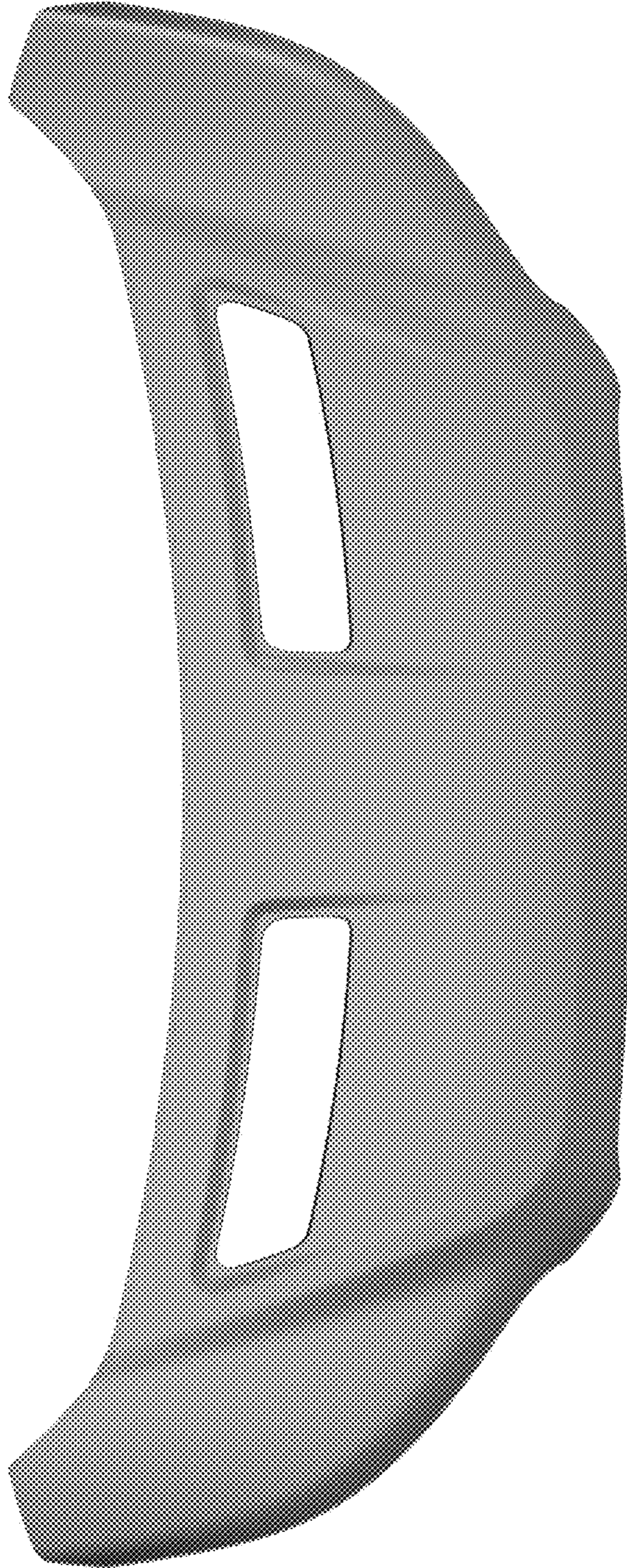


Fig. 6






Fig. 7






Fig. 8