

US00D899978S

(12) **United States Design Patent** (10) **Patent No.:** **US D899,978 S**
Metros et al. (45) **Date of Patent:** **** Oct. 27, 2020**

(54) **VEHICLE FRONT BUMPER COVER**
(71) Applicant: **Ford Global Technologies, LLC**,
Dearborn, MI (US)
(72) Inventors: **Craig Metros**, Bloomfield, MI (US);
George Bucher, Dearborn, MI (US);
James Grake, Beverly Hills, MI (US);
Andrew Bazinski, Amherstburg (CA)
(73) Assignee: **Ford Global Technologies, LLC**,
Dearborn, MI (US)

D789,850 S * 6/2017 Svensson D12/169
D789,851 S * 6/2017 Svensson D12/169
D800,617 S * 10/2017 Jang D12/169
D801,240 S * 10/2017 Yang D12/169
D801,241 S * 10/2017 Park D12/169
D809,440 S * 2/2018 Kang D12/169
D817,826 S * 5/2018 Seo D12/169
D819,526 S * 6/2018 Behmer D12/169
D823,748 S * 7/2018 Sunhwan D12/169
D825,411 S * 8/2018 Gueler D12/169
D829,620 S * 10/2018 Lim D12/169
D850,996 S * 6/2019 Betancourt D12/169
D850,997 S * 6/2019 Messale D12/169
D870,610 S * 12/2019 Tonello D12/169
D871,982 S * 1/2020 Tonello D12/169

(**) Term: **15 Years**

(21) Appl. No.: **29/685,385**
(22) Filed: **Mar. 28, 2019**
(51) **LOC (12) Cl.** **12-16**
(52) **U.S. Cl.**
USPC **D12/169**
(58) **Field of Classification Search**
USPC D12/169, 196, 86, 90-92, 163, 190, 98,
D12/164; 293/102, 113, 115, 117, 120,
293/193.11; 296/180.1, 180.2; 180/68.1,
180/68.6
CPC B60R 19/52; B60K 11/08; B62D 25/08;
B62B 9/16
See application file for complete search history.

FOREIGN PATENT DOCUMENTS

DE 40201600238.5 4/2016

* cited by examiner

Primary Examiner — Melody N Brown

(74) *Attorney, Agent, or Firm* — Vichit Chea

(57) **CLAIM**

The ornamental design for a vehicle front bumper cover, as shown and described.


DESCRIPTION

FIG. 1 is a front elevational view of a vehicle front bumper cover, showing our new design;
FIG. 2 is a left side elevational view thereof;
FIG. 3 is a right side elevational view thereof;
FIG. 4 is a top plan view thereof;
FIG. 5 is a bottom plan view thereof;
FIG. 6 is a top, front, and left side perspective view thereof;
and,
FIG. 7 is a bottom, front, and left side perspective view thereof.

(56) **References Cited**
U.S. PATENT DOCUMENTS

D535,594 S 1/2007 Grake et al.
D580,318 S 11/2008 Grueler et al.
D644,969 S 9/2011 Messale
D677,200 S * 3/2013 Hamilton D12/169
D708,998 S * 7/2014 Mays D12/169
D749,999 S * 2/2016 Curic D12/169
D770,950 S 11/2016 Bucher et al.
D787,991 S * 5/2017 Lee D12/169

1 Claim, 7 Drawing Sheets



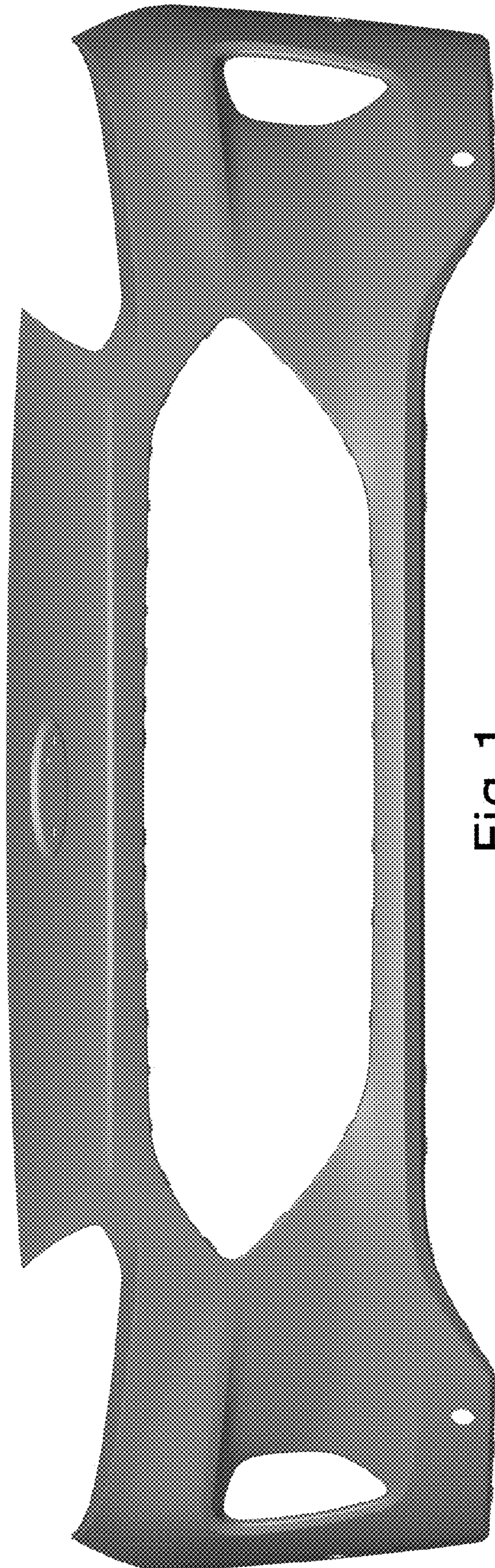


Fig. 1




Fig. 2



Fig. 3




Fig. 4

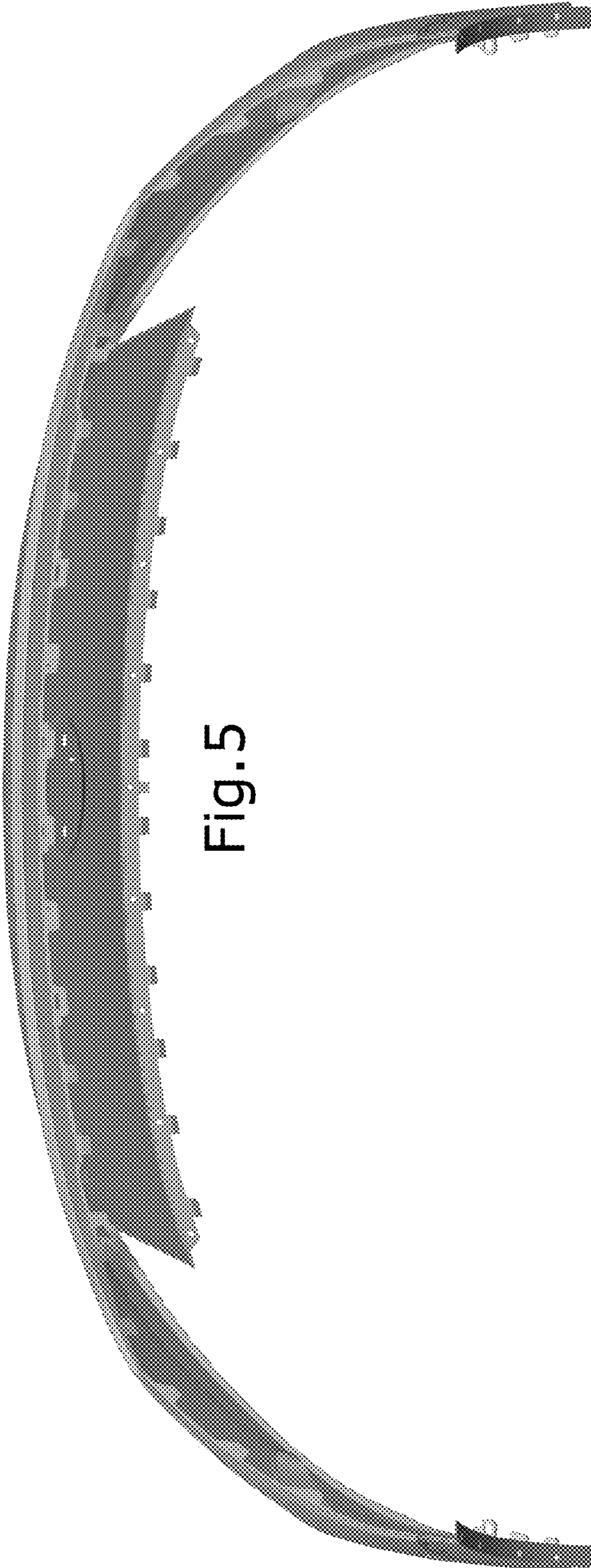


Fig. 5



Fig. 6

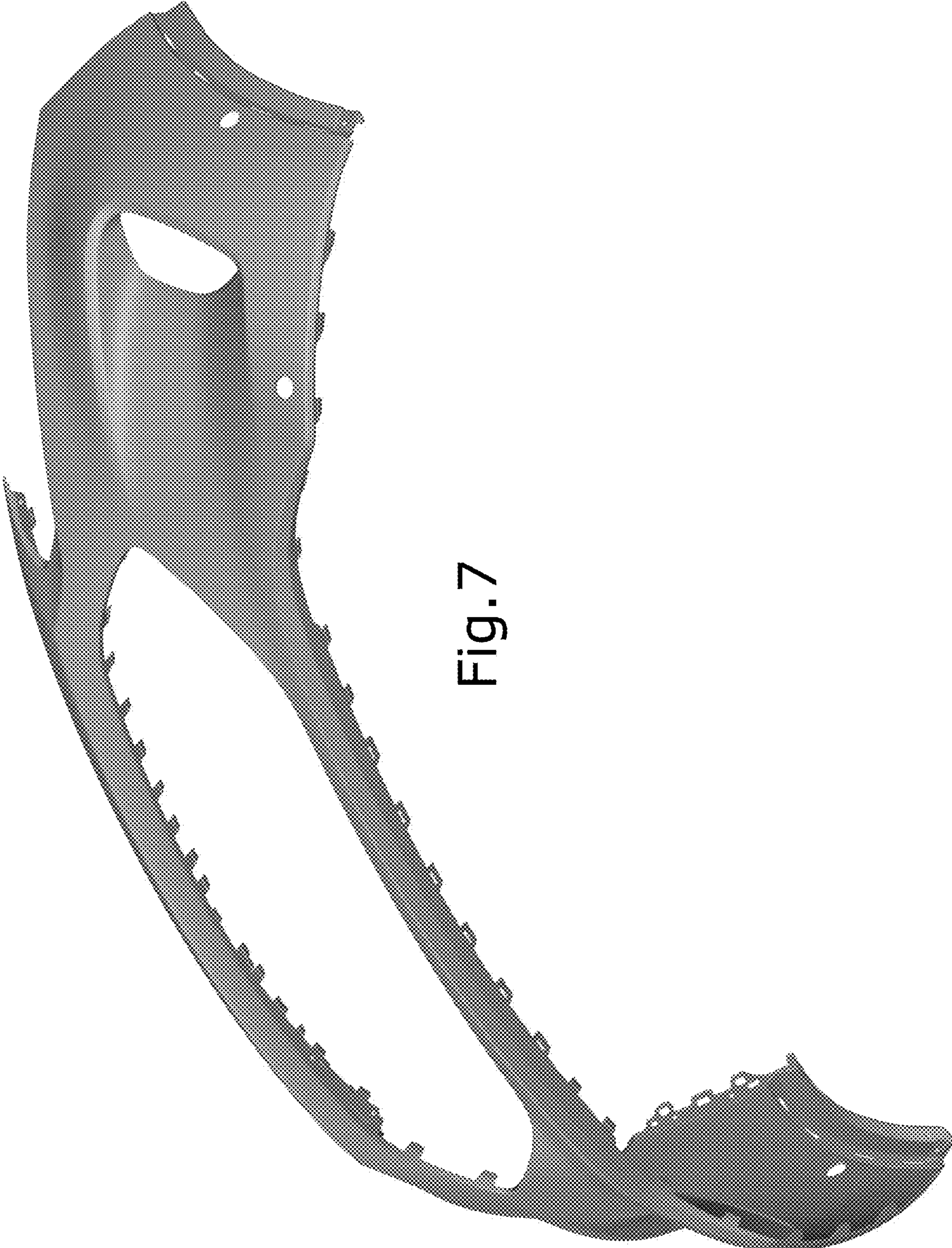


Fig. 7