



US00D899972S

(12) **United States Design Patent**
Lamanna

(10) **Patent No.:** **US D899,972 S**
(45) **Date of Patent:** **** Oct. 27, 2020**

- (54) **DRIVER CAB OF A BUS**
- (71) Applicant: **Newtl**, Duppigheim (FR)
- (72) Inventor: **M. Franck Lamanna**, Marlenheim (FR)
- (73) Assignee: **NEWTL**, Duppigheim (FR)
- (**) Term: **15 Years**
- (21) Appl. No.: **29/689,316**
- (22) Filed: **Apr. 29, 2019**

4,126,350 A *	11/1978	Briers	B60R 3/00	280/163
D254,609 S	4/1980	Neal et al.			
D255,340 S	6/1980	Flesche			
D257,141 S	9/1980	Flesche			
D268,997 S	5/1983	Dubernard			
D286,031 S *	10/1986	Breitschwerdt	D12/96	
4,813,736 A *	3/1989	Schubert	B62D 25/12	180/89.14
D302,802 S	8/1989	Manning			
D305,623 S	1/1990	Gallitzendoerfer et al.			
4,964,671 A *	10/1990	Millar	B60N 2/242	296/178
5,282,661 A *	2/1994	Arnberger	B60P 3/34	180/89.12
D345,120 S	3/1994	Normand, Jr. et al.			
D367,443 S *	2/1996	Sacco	D12/96	
D376,562 S	12/1996	Sealy et al.			

Related U.S. Application Data

- (62) Division of application No. 29/616,049, filed on Sep. 1, 2017, now Pat. No. Des. 861,537.

Foreign Application Priority Data

- (30) Mar. 2, 2017 (WO) DM/097494

- (51) **LOC (12) Cl.** **12-08**
- (52) **U.S. Cl.**
USPC **D12/96; D12/84; D12/195**
- (58) **Field of Classification Search**
USPC D12/82, 84, 86, 92, 96, 100, 195
CPC B62D 23/00; B62D 25/00; B62D 31/02;
B62D 31/04; B62D 53/062; B62D 65/00;
B60G 2202/152; B60G 2300/14; B60P
3/007; B21D 53/88
See application file for complete search history.

References Cited

- (56) **U.S. PATENT DOCUMENTS**
- 3,378,278 A * 4/1968 Letzel B62D 33/06
280/163
- 3,667,565 A * 6/1972 Steiner B62D 33/0604
180/89.1
- D248,033 S 5/1978 James et al.

(Continued)

OTHER PUBLICATIONS

Design U.S. Appl. No. 29/624,451, filed Nov. 1, 2017 in the name of Newtl.

Primary Examiner — Darlington Ly

(74) *Attorney, Agent, or Firm* — Carter, DeLuca & Farrell LLP


(57) **CLAIM**

The ornamental design for a driver cab of a bus, as shown and described.

DESCRIPTION

FIG. 1 is a front perspective detailed view of a driver cab of a bus in accordance with the present design; FIG. 2 is a front elevational view thereof; FIG. 3 is a rear perspective view thereof; FIG. 4 is a left side elevational view thereof; FIG. 5 is a right side elevational thereof; FIG. 6 is a top plan view thereof; and, FIG. 7 is a bottom plan view thereof.

1 Claim, 7 Drawing Sheets



(56)

References Cited

U.S. PATENT DOCUMENTS

5,669,307 A 9/1997 Cichy
 D389,437 S * 1/1998 Olausson D12/96
 D403,620 S * 1/1999 Abalos D12/96
 D408,331 S * 4/1999 Sacco D12/96
 D411,142 S * 6/1999 Sacco D12/96
 D411,816 S * 7/1999 Reynard D12/96
 D412,301 S * 7/1999 Dirks D12/96
 D412,463 S * 8/1999 Sacco D12/96
 D412,683 S * 8/1999 Sacco D12/96
 D416,829 S * 11/1999 Sacco D12/96
 D442,888 S 5/2001 Papke et al.
 D503,126 S 3/2005 Papke et al.
 D531,933 S 11/2006 Delamour
 D537,755 S 3/2007 Toth
 D557,648 S * 12/2007 Rice, Jr. D12/195
 D570,739 S * 6/2008 Emoto D12/96
 D570,740 S * 6/2008 Emoto D12/96
 D570,741 S * 6/2008 Emoto D12/96
 D571,259 S * 6/2008 Emoto D12/96
 7,419,214 B2 * 9/2008 Plant B60N 2/34
 244/118.6

D617,236 S 6/2010 Counts
 D628,133 S * 11/2010 Counts D12/195
 D637,520 S 5/2011 Kerr et al.
 D642,092 S 7/2011 Wiens et al.
 8,284,327 B2 * 10/2012 Counts B60N 2/01
 348/739
 D704,595 S 5/2014 Streicher et al.
 D714,187 S 9/2014 Lian et al.
 D717,210 S 11/2014 Wang et al.
 D718,659 S 12/2014 Lin et al.
 D721,297 S 1/2015 Zhang et al.
 D721,298 S 1/2015 Li et al.
 D818,921 S * 5/2018 Pelletier D12/195
 10,059,383 B2 * 8/2018 Pelletier A61G 3/0808
 10,071,320 B2 * 9/2018 Levine A63H 17/002
 D830,712 S * 10/2018 Goode D6/356
 10,124,895 B2 * 11/2018 Simeon B64D 11/0606
 D842,785 S * 3/2019 Balicki D12/195
 D849,625 S * 5/2019 Yamamoto D12/195
 D878,245 S * 3/2020 Lamanna D12/84
 D883,857 S * 5/2020 Lamanna D12/84
 2009/0224570 A1 9/2009 Haswell et al.
 2012/0161469 A1 6/2012 Kerr et al.

* cited by examiner

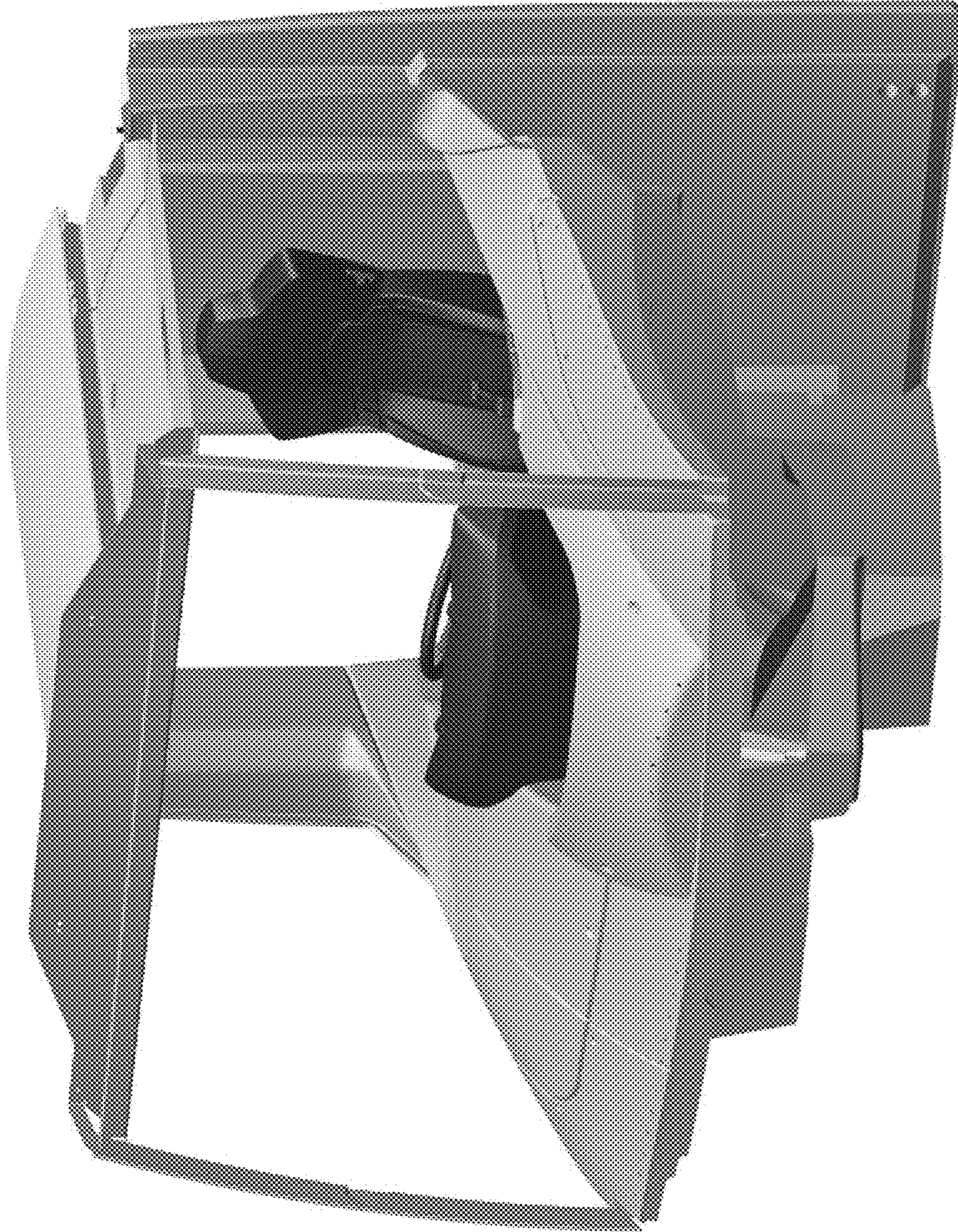


FIG. 1

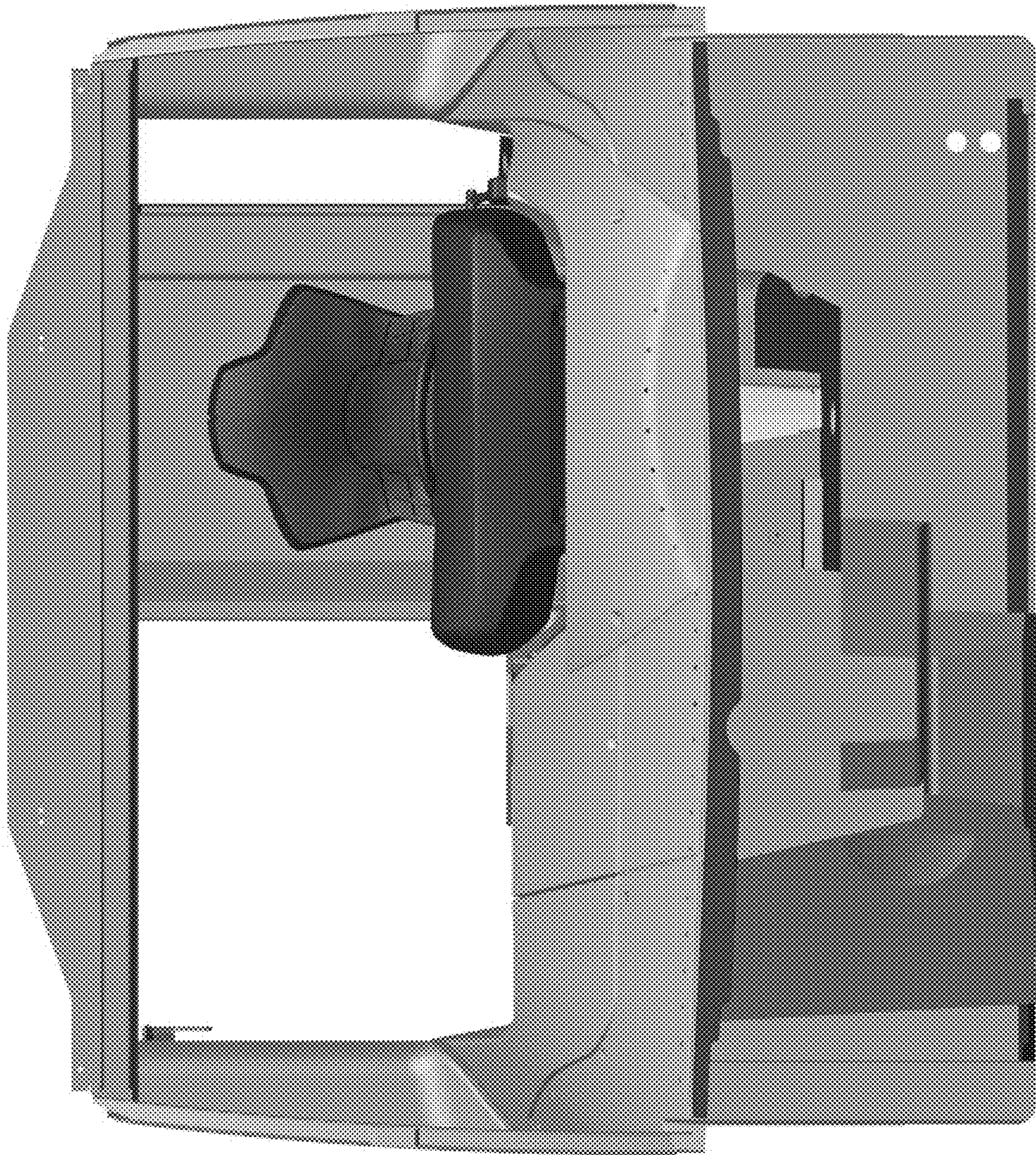


FIG. 2

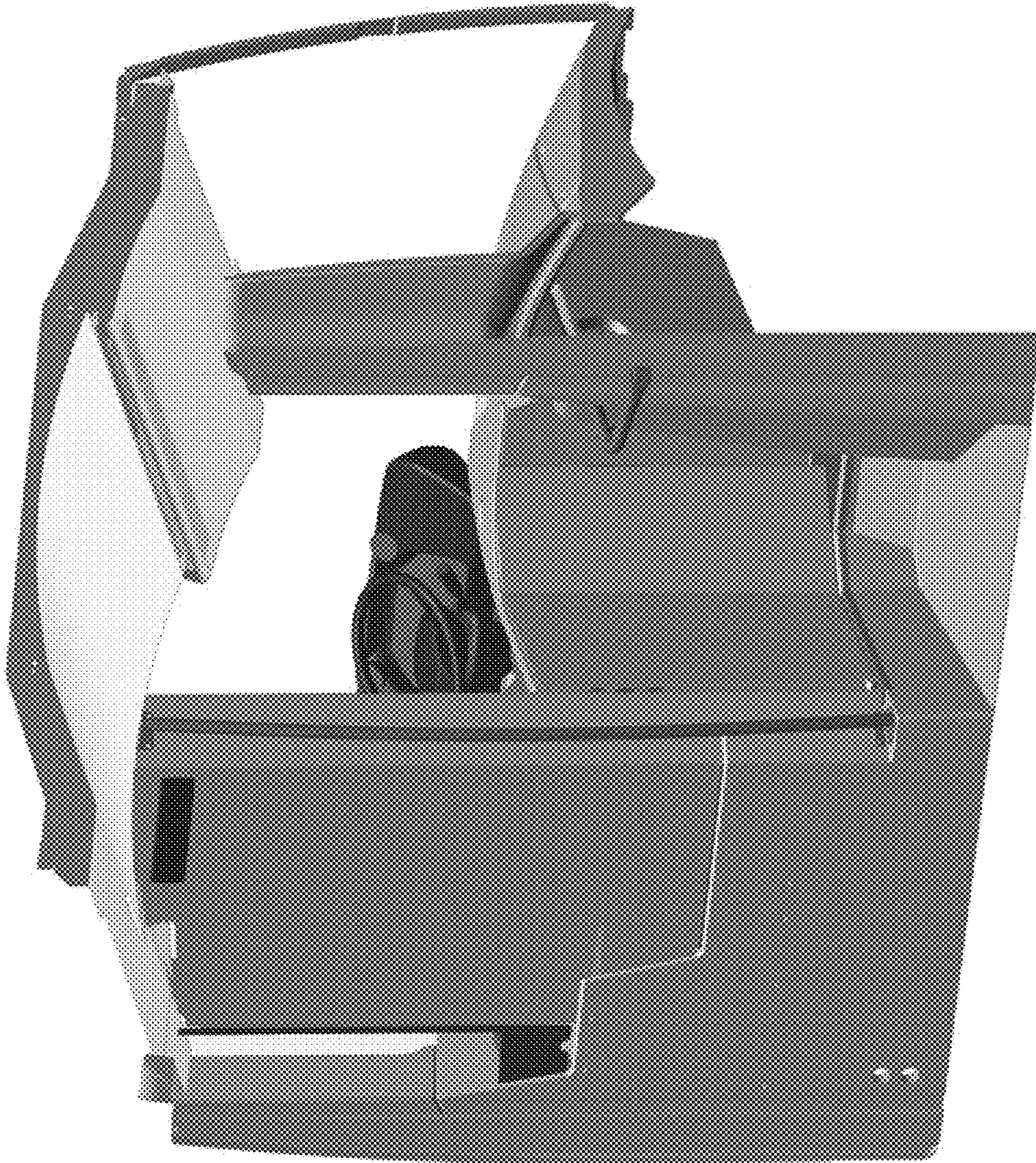


FIG. 3

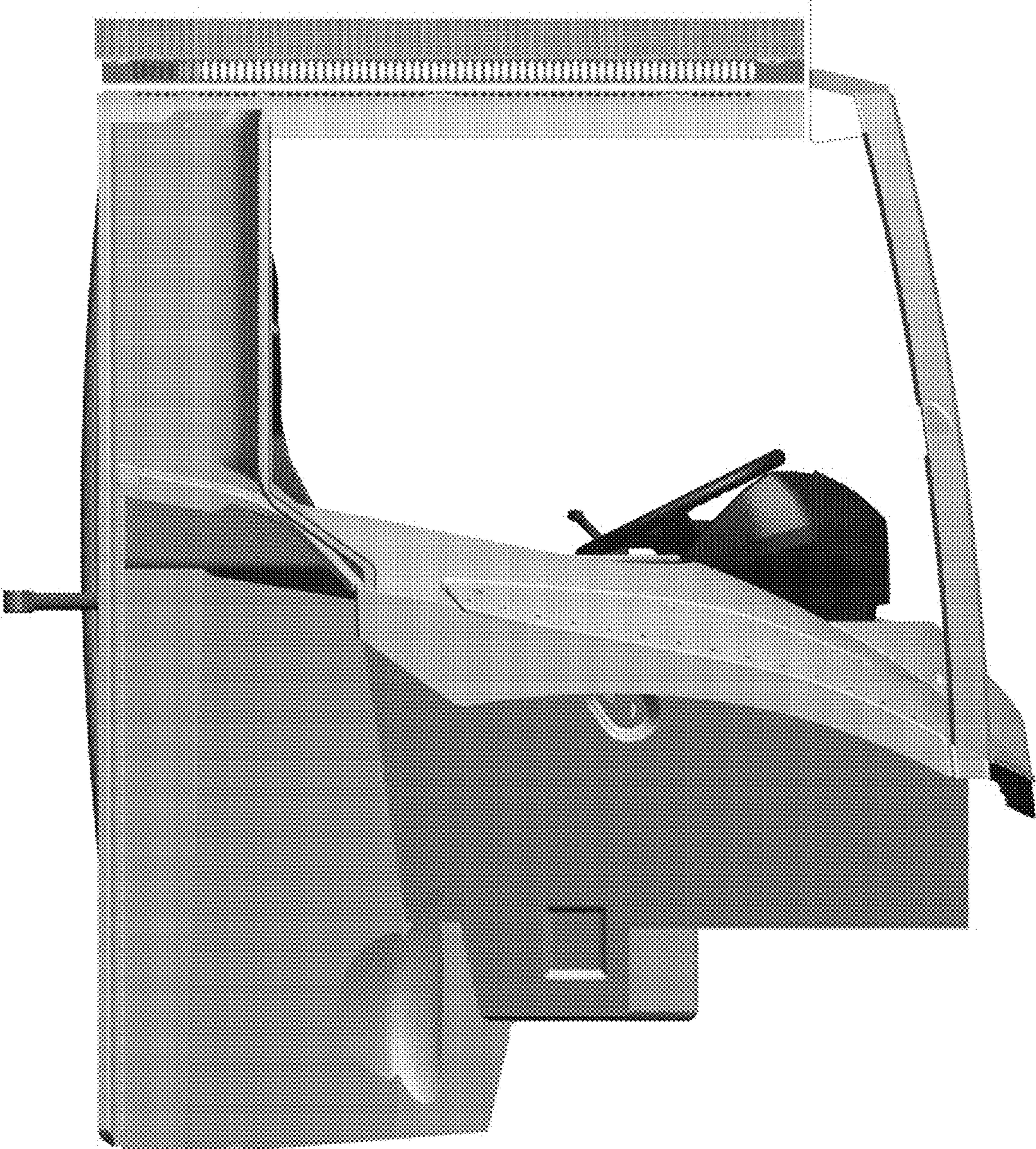


FIG. 4



FIG. 5




FIG. 6




FIG. 7