



US00D899969S

(12) **United States Design Patent** (10) **Patent No.:** **US D899,969 S**  
**Anscheidt et al.** (45) **Date of Patent:** **\*\* Oct. 27, 2020**

(54) **AUTOMOBILE**

(71) Applicant: **Bugatti International S.A.**,  
Luxembourg (LU)

(72) Inventors: **Achim Anscheidt**, Berlin (DE); **Frank Heyl**, Calberlah (DE)

(73) Assignee: **Bugatti International SA**, Luxembourg (LU)

(\*\*) Term: **15 Years**

(21) Appl. No.: **29/700,976**

(22) Filed: **Aug. 7, 2019**

(30) **Foreign Application Priority Data**

Feb. 12, 2019 (WO) ..... 970009826  
Feb. 12, 2019 (WO) ..... 970009834

(51) **LOC (12) Cl.** ..... **12-08**

(52) **U.S. Cl.**  
USPC ..... **D12/88**; D12/92

(58) **Field of Classification Search**  
USPC ..... D12/86, 90-92, 88; D21/424, 433, 434,  
D21/533; 296/181.1-181.5, 183.1  
CPC ..... B62D 25/00; B62D 25/06; B62D 33/00;  
B62D 35/00  
See application file for complete search history.

(56) **References Cited**

**U.S. PATENT DOCUMENTS**

D495,976 S \* 9/2004 Sugimoto ..... D12/92  
D518,414 S \* 4/2006 Lo ..... D12/92

D528,945 S \* 9/2006 Petrotta ..... D12/92  
D683,660 S \* 6/2013 Sugiura ..... D12/92  
D774,420 S \* 12/2016 Anscheidt ..... D12/92  
D789,833 S \* 6/2017 Giolito ..... D12/92  
D789,834 S \* 6/2017 Giolito ..... D12/92

\* cited by examiner

*Primary Examiner* — Melody N Brown

(74) *Attorney, Agent, or Firm* — Blank Rome LLP

(57) **CLAIM**

The ornamental design for an automobile, as shown and described.

**DESCRIPTION**

The patent or application file contains at least one drawing executed in color. Copies of this patent or patent application publication with color drawing(s) will be provided by the Office upon request and payment of the necessary fee.

FIG. 1 is a front view of an automobile showing our new design;

FIG. 2 is a rear view thereof;

FIG. 3 is a top view thereof;

FIG. 4 is a bottom view thereof;

FIG. 5 is a front and left side perspective view thereof;

FIG. 6 is a rear and right side perspective view thereof;


FIG. 7 is a rear and right side perspective view thereof;

FIG. 8 is a rear and left side perspective view thereof;

FIG. 9 is a left side view thereof; and,

FIG. 10 is a right side view thereof.

**1 Claim, 10 Drawing Sheets**  
**(10 of 10 Drawing Sheet(s) Filed in Color)**






FIG 1




FIG 2




FIG 3

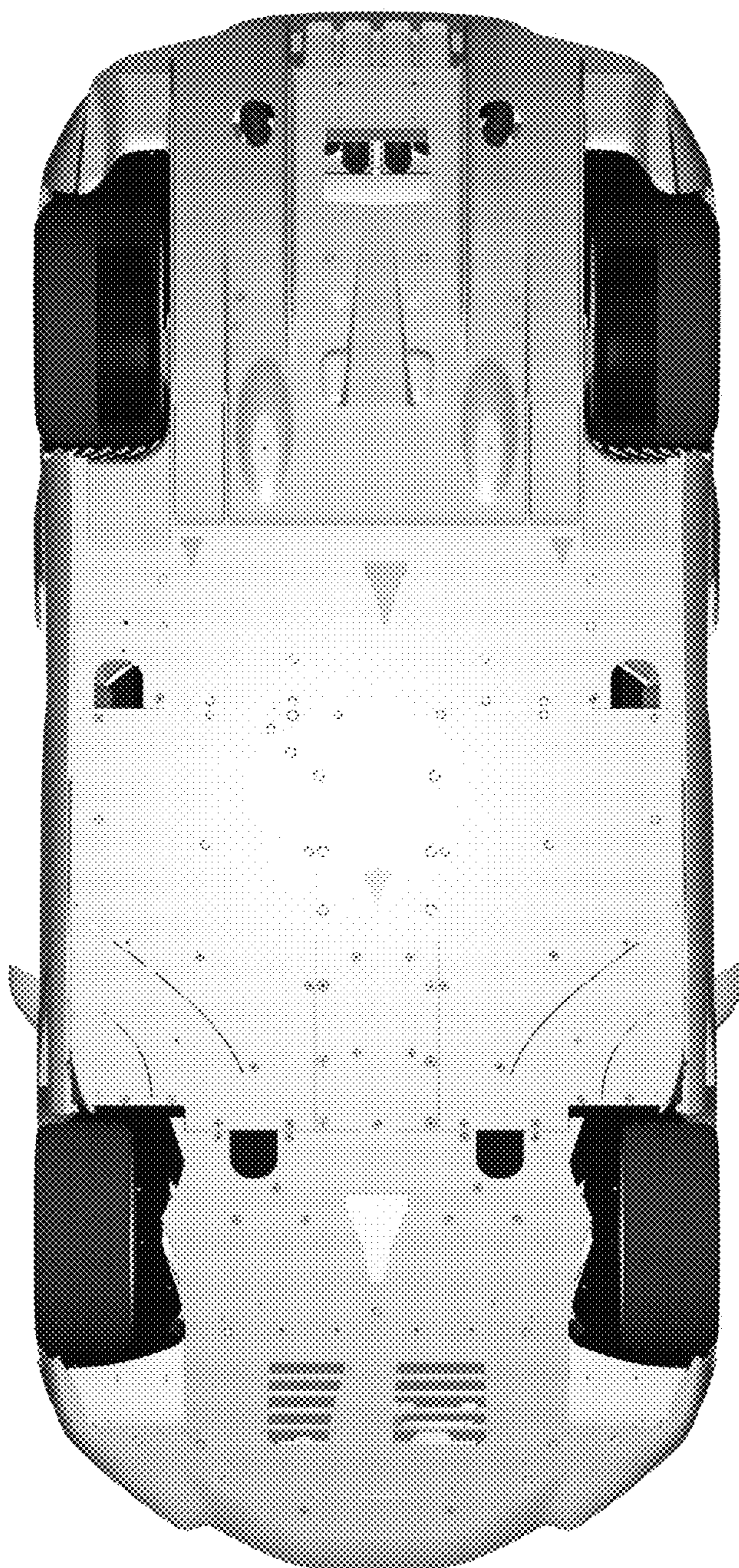


FIG 4




FIG 5




FIG 6




FIG 7






FIG 8

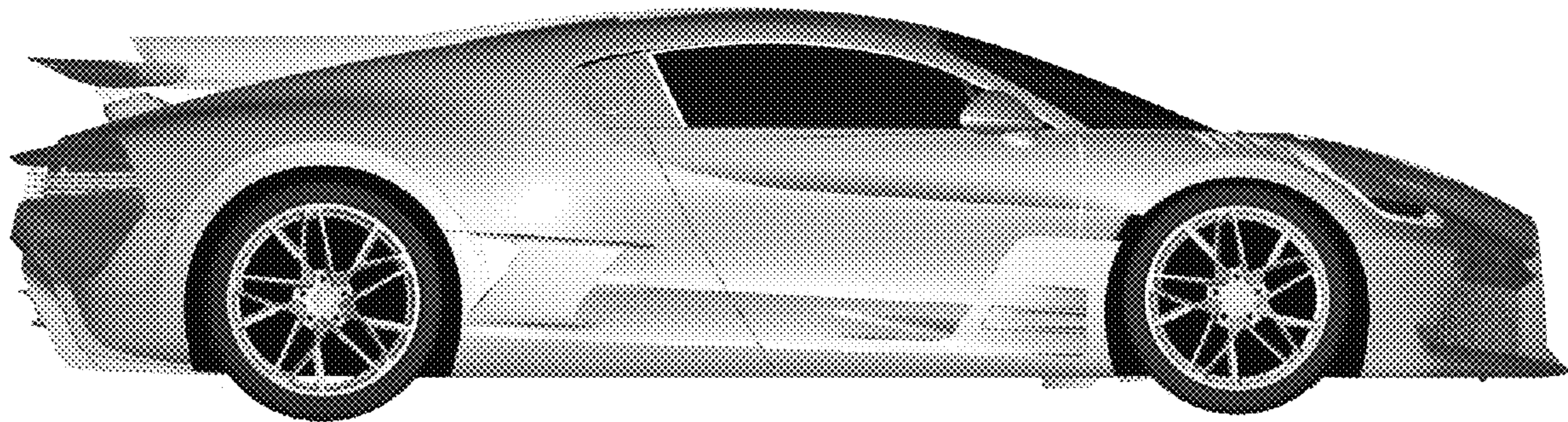


FIG 9

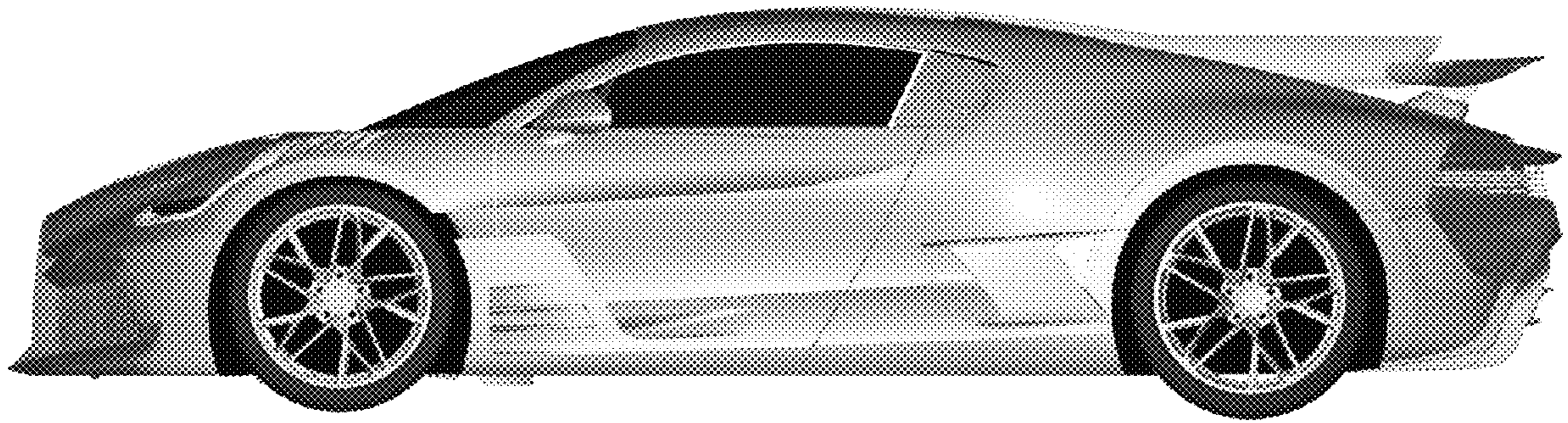


FIG 10