



US00D899968S

(12) **United States Design Patent** (10) **Patent No.:** **US D899,968 S**
Lamanna (45) **Date of Patent:** **** Oct. 27, 2020**

(54) **REAR OF A BUS**
(71) Applicant: **Newtl**, Duppigheim (FR)
(72) Inventor: **M. Franck Lamanna**, Marlenheim (FR)
(73) Assignee: **NEWTL**, Duppigheim (FR)
(**) Term: **15 Years**
(21) Appl. No.: **29/689,706**
(22) Filed: **May 1, 2019**

Related U.S. Application Data

(62) Division of application No. 29/616,049, filed on Sep. 1, 2017, now Pat. No. Des. 861,537.

Foreign Application Priority Data

Mar. 2, 2017 (WO) DM/097494

(51) **LOC (12) Cl.** **12-08**
(52) **U.S. Cl.**
USPC **D12/84**
(58) **Field of Classification Search**
USPC D12/82, 84, 86, 92, 100
CPC B62D 23/00; B62D 25/00; B62D 31/02;
B62D 31/04; B62D 53/062; B62D 65/00;
B60G 2202/152; B60G 2300/14; B60P
3/007; B21D 53/88
See application file for complete search history.

References Cited

U.S. PATENT DOCUMENTS

D154,806 S * 8/1949 Ramstrum D12/84
D180,312 S * 5/1957 Ahrens D12/84
D183,242 S * 7/1958 Crockett et al. D12/84
D196,905 S * 11/1963 Dardenne D12/84
D198,526 S * 6/1964 Nallinger et al. D12/84
D241,526 S * 9/1976 Haugen et al. D12/84

D248,033 S 5/1978 James et al.
D254,609 S 4/1980 Neal et al.
D255,340 S * 6/1980 Flesche D12/84
D257,141 S 9/1980 Flesche
D268,997 S 5/1983 Dubernard
D301,996 S * 7/1989 Manning D12/84
D302,802 S 8/1989 Manning
D305,623 S 1/1990 Gallitzendoerfer et al.
D345,120 S 3/1994 Normand, Jr. et al.
D376,562 S 12/1996 Sealy et al.
5,669,307 A 9/1997 Cichy
D442,888 S * 5/2001 Papke D12/84
D472,849 S * 4/2003 Adelizzi D12/84
D481,972 S * 11/2003 Adelizzi D12/84
D503,126 S 3/2005 Papke et al.
D531,546 S * 11/2006 Fillion D12/84
D531,933 S 11/2006 Delamour
D537,755 S 3/2007 Toth

(Continued)

OTHER PUBLICATIONS

Design U.S. Appl. No. 29/624,451, filed Nov. 1, 2017 in the name of Newtl.

Primary Examiner — Darlington Ly
(74) *Attorney, Agent, or Firm* — Carter, DeLuca & Farrell LLP

(57) **CLAIM**

The ornamental design for a rear of a bus, as shown and described.

DESCRIPTION

FIG. 1 is a front perspective view of the rear of the bus in accordance with the present design;
FIG. 2 is a front elevational view thereof;
FIG. 3 is a rear elevational view thereof;
FIG. 4 is a left side elevational view thereof;
FIG. 5 is a right side elevational view thereof; and,
FIG. 6 is a top plan view thereof.

1 Claim, 6 Drawing Sheets



(56)

References Cited

U.S. PATENT DOCUMENTS

D563,273	S	*	3/2008	Zhang	D12/84
D563,831	S	*	3/2008	Suge	D12/84
D617,236	S		6/2010	Counts	
D637,520	S		5/2011	Kerr et al.	
D642,092	S	*	7/2011	Wiens	D12/84
D704,595	S		5/2014	Streicher et al.	
D714,187	S		9/2014	Lian et al.	
D717,210	S		11/2014	Wang et al.	
D718,659	S	*	12/2014	Lin	D12/84
D721,297	S	*	1/2015	Zhang	D12/84
D721,298	S		1/2015	Li et al.	
D789,249	S	*	6/2017	Iparraguirre	D12/84
2009/0224570	A1		9/2009	Haswell et al.	
2012/0161469	A1		6/2012	Kerr et al.	

* cited by examiner



FIG. 1




FIG. 2

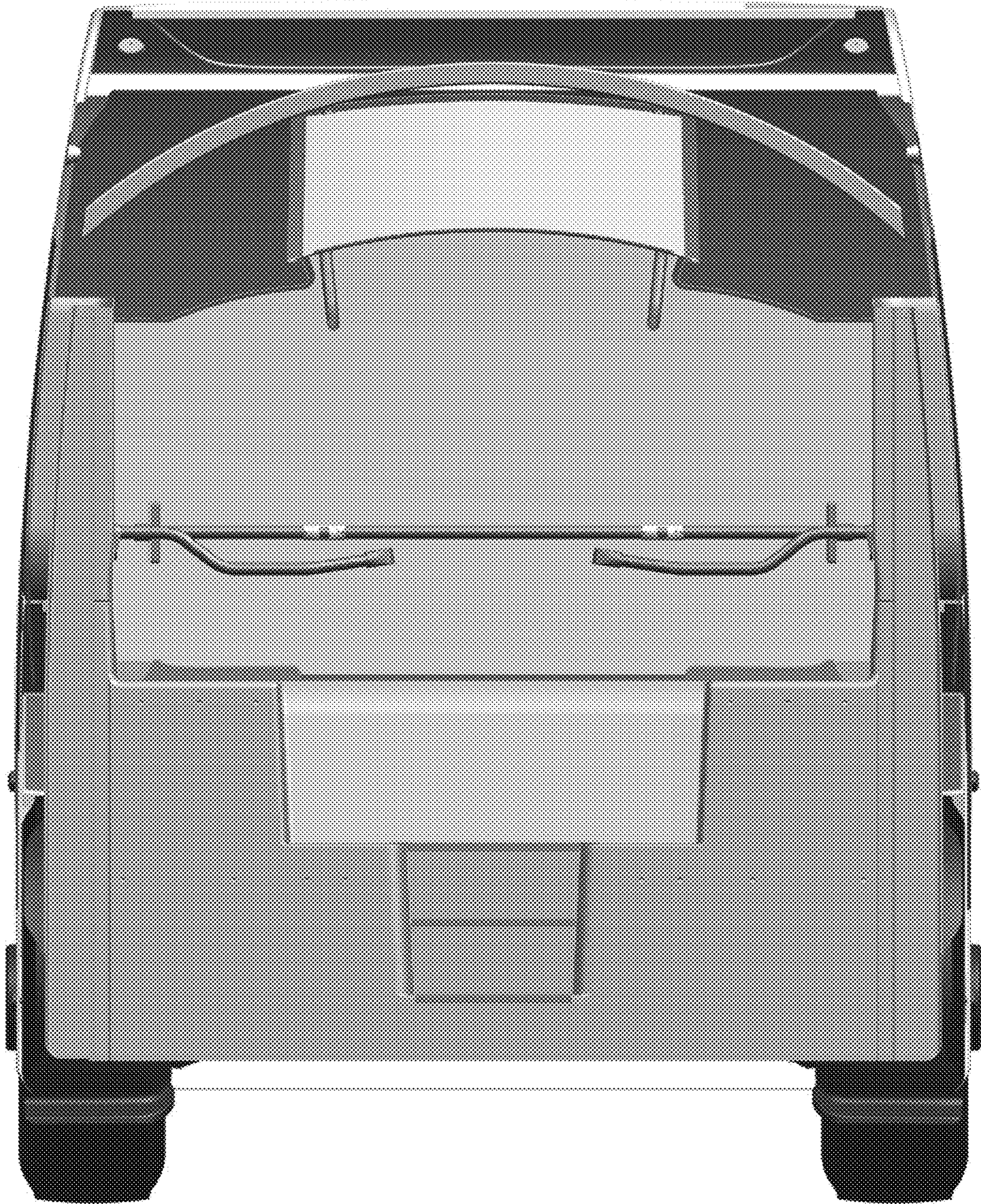


FIG. 3




FIG. 4



FIG. 5



FIG. 6