



US00D899965S

(12) **United States Design Patent**
Zhou

(10) **Patent No.:** **US D899,965 S**

(45) **Date of Patent:** **** Oct. 27, 2020**

(54) **LIGHT**

(71) Applicant: **LINHAI YULIANG ELECTRONIC LIGHTING CO., LTD.**, Taizhou (CN)

(72) Inventor: **Hongxue Zhou**, Taizhou (CN)

(73) Assignee: **LINHAI YULIANG ELECTRONIC LIGHTING CO., LTD.**, Taizhou (CN)

(**) Term: **15 Years**

(21) Appl. No.: **29/737,072**

(22) Filed: **Jun. 5, 2020**

(51) **LOC (12) Cl.** **11-05**

(52) **U.S. Cl.**
USPC **D11/125; D26/25**

(58) **Field of Classification Search**
USPC D11/117, 121, 125, 130, 131, 157, 133, D11/132, 120, 124, 142; D26/24, 25, 26, D26/37, 57, 93, 94, 4; 362/565, 653, 362/654, 249.16, 806, 807, 121, 122; 428/7, 8, 9, 10, 11, 12
CPC A47G 33/00; A47G 33/08; A47G 33/0836; A47G 33/0845; A47G 2033/0827; A47G 2033/122; B44C 5/00; B44C 5/04; B44C 5/06; B44C 7/00; F21S 4/00; F21S 4/10; F21S 4/20; F21S 4/22; F21S 4/24; F21S 4/26; F21S 4/15

See application file for complete search history.

(56) **References Cited**

U.S. PATENT DOCUMENTS

D155,909 S	*	11/1949	Lane	D26/125
D155,910 S	*	11/1949	Lane	D26/125
D155,911 S	*	11/1949	Lane	D26/125
D155,912 S	*	11/1949	Lane	D26/125
D155,913 S	*	11/1949	Lane	D26/125
D184,476 S	*	2/1959	Flaster	D11/125

D189,644 S	*	1/1961	Gatti	D11/121
D228,353 S	*	9/1973	Price	D11/125
D246,833 S	*	1/1978	Campbell	D11/125
D264,295 S	*	5/1982	Lage	D6/303
D275,559 S	*	9/1984	Williams	D11/124
D279,277 S	*	6/1985	Andrus	D11/125
D328,724 S	*	8/1992	Dudley	D11/117
D344,911 S	*	3/1994	Stork	D11/130.1
D394,535 S	*	5/1998	Villota	D1/106
D402,388 S	*	12/1998	Archambault	D26/125
D546,237 S	*	7/2007	Tsai	D11/117
D550,586 S	*	9/2007	Tsai	D11/117
D600,159 S		9/2009	Tsai		
D600,380 S	*	9/2009	van der Lande	D26/47
D601,451 S	*	10/2009	Martin	D11/120
D604,570 S	*	11/2009	Frank	D7/689
D622,929 S	*	9/2010	Anderson	D1/127
D623,982 S	*	9/2010	Hawker	D11/121
D655,643 S		3/2012	Bardash, Jr.		
D778,165 S	*	2/2017	Feletto	D9/600
D833,280 S	*	11/2018	Katopis	D9/451
D864,457 S	*	10/2019	Tang	D26/81

(Continued)

Primary Examiner — Elizabeth J Oswecki


(57) **CLAIM**

The ornamental design for a light, as shown and described.

DESCRIPTION

FIG. 1 is a perspective view of a light showing my new design;
FIG. 2 is another perspective view thereof;
FIG. 3 is a front elevational view thereof;
FIG. 4 is a rear elevational view thereof;
FIG. 5 is a left side elevational view thereof;
FIG. 6 is a right side elevational view thereof;
FIG. 7 is a top plan view thereof; and,
FIG. 8 is a bottom plan view thereof.
The broken lines in the drawings depict portions of the light that form no part of the claimed design.

1 Claim, 8 Drawing Sheets



(56)

References Cited

U.S. PATENT DOCUMENTS

D873,472 S *	1/2020	Chen	D26/94
D885,635 S *	5/2020	Cao	D26/81
2002/0080609 A1 *	6/2002	Ahroni	F21S 4/20 362/249.14

* cited by examiner

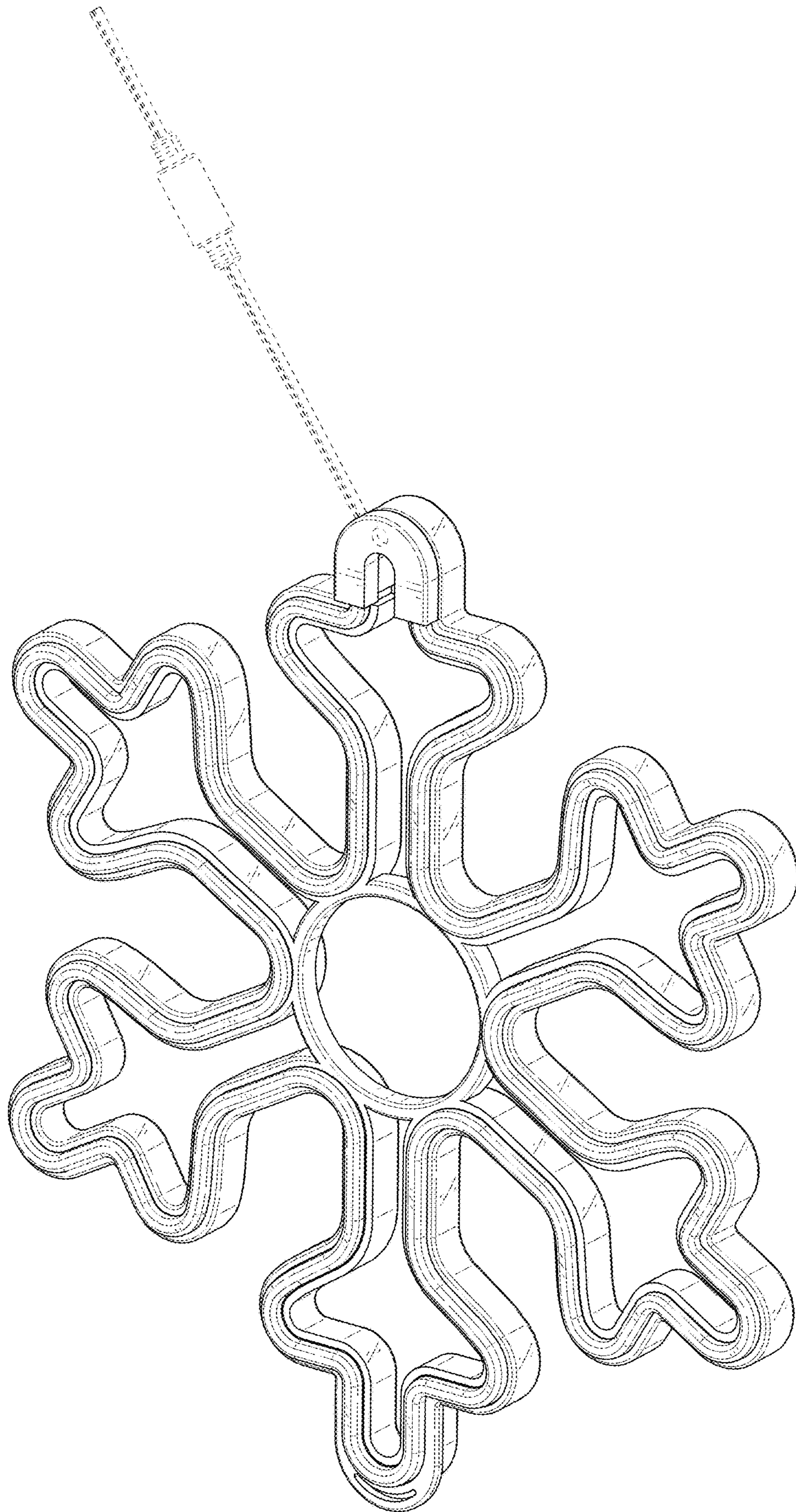


FIG. 1

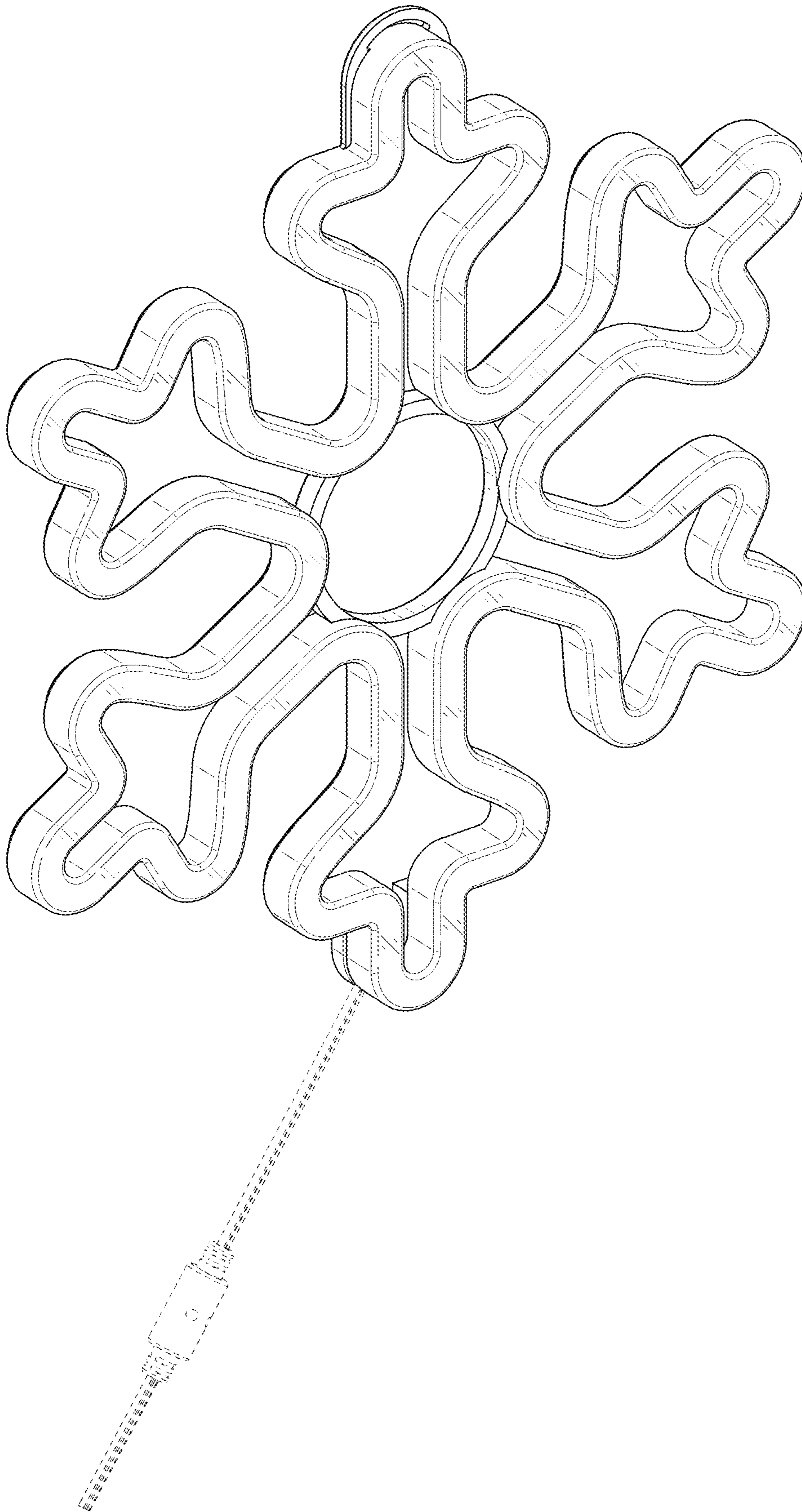


FIG. 2




FIG. 3

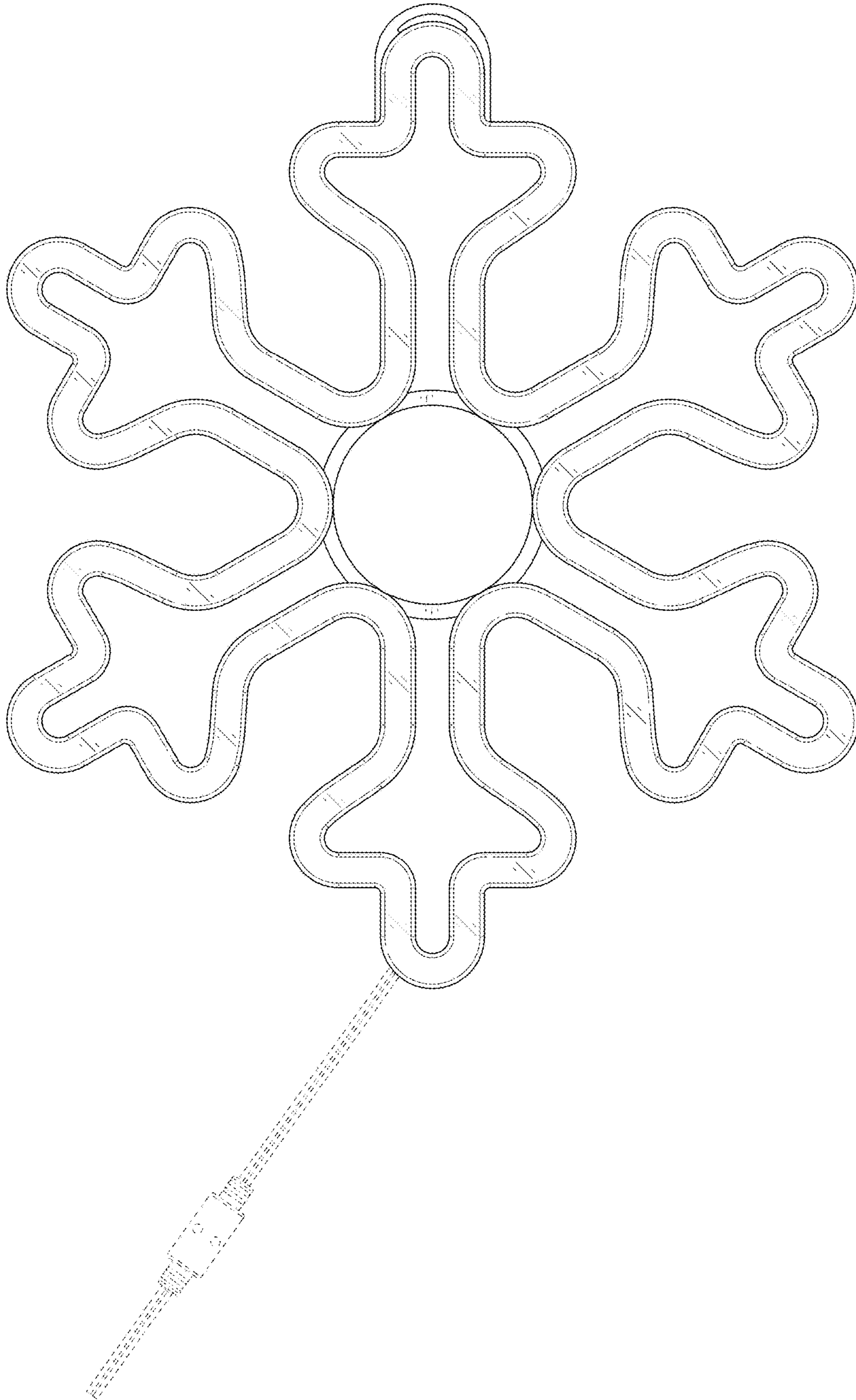


FIG. 4

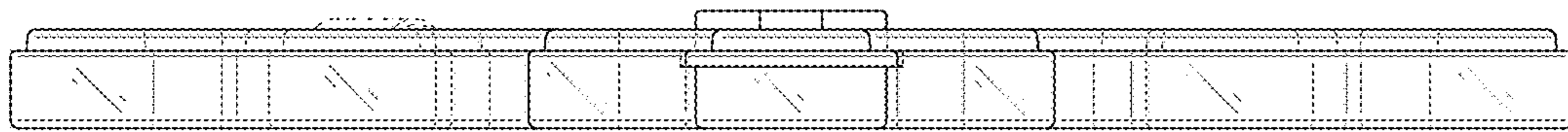


FIG. 5




FIG. 6

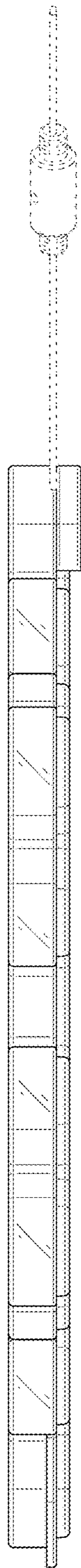


FIG. 7

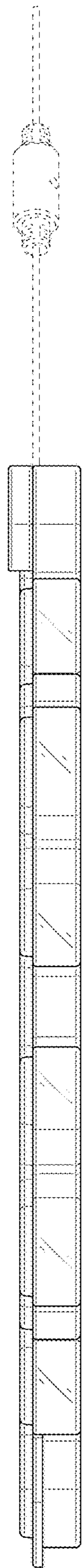


FIG. 8