

US00D899955S

(12) **United States Design Patent** (10) **Patent No.:** **US D899,955 S**
Dominguez (45) **Date of Patent:** **** Oct. 27, 2020**

(54) **DIAL**
(71) Applicant: **Harry Winston SA**, Plan-les-Ouates (CH)
(72) Inventor: **Emmanuelle Dominguez**, Viry (FR)
(73) Assignee: **Harry Winston SA**, Plan-les-Ouates (CH)

D246,576 S * 12/1977 Inaba D10/30
D339,752 S * 9/1993 Frappe D10/125
D358,776 S * 5/1995 Pandel D10/30
D454,310 S * 3/2002 Dostourian D10/30
D460,921 S * 7/2002 Helleu D10/32
D546,203 S * 7/2007 Campos D10/32
D553,019 S * 10/2007 Senggen D10/32
D729,096 S * 5/2015 Kamilindi D10/125

(**) Term: **15 Years**
(21) Appl. No.: **29/651,523**
(22) Filed: **Aug. 20, 2018**

(30) **Foreign Application Priority Data**

Feb. 20, 2018 (WO) DM/100453
(51) **LOC (12) Cl.** **10-07**
(52) **U.S. Cl.**
USPC **D10/125**
(58) **Field of Classification Search**
USPC D10/122, 123, 124, 125, 126, 132, 30,
D10/31, 32, 34, 37, 38, 39, 1, 2, 99;
D11/79, 86
CPC G04B 1/00; G04B 19/00; G04B 19/02;
G04B 19/046; G04B 19/06; G04B
19/065; G04B 19/08; G04B 19/20; G04B
19/085; G04B 19/18; G04B 19/12; G04B
19/24; G04B 19/202; G04B 19/166
See application file for complete search history.

(56) **References Cited**

U.S. PATENT DOCUMENTS

D77,057 S * 12/1928 Burgess D10/32
D81,840 S * 8/1930 Mooney D10/123

OTHER PUBLICATIONS

Amazon, Crystal Rectangle Watch, posted Jun. 3, 2014, [online], [visited Aug. 29, 2019]. Internet, URL: https://www.amazon.co.uk/Plated-Metal-Crystal-Style-Chronograph/dp/B00KIRU2E4/ref=sr_1_86?keywords=DIAMOND+WATCHES+SQUEAR&qid=1567122250&s=gateway&sr=8-86 (Year: 2014).*

* cited by examiner

Primary Examiner — Sheryl Lane
Assistant Examiner — Samantha N Wood
(74) *Attorney, Agent, or Firm* — Blank Rome LLP

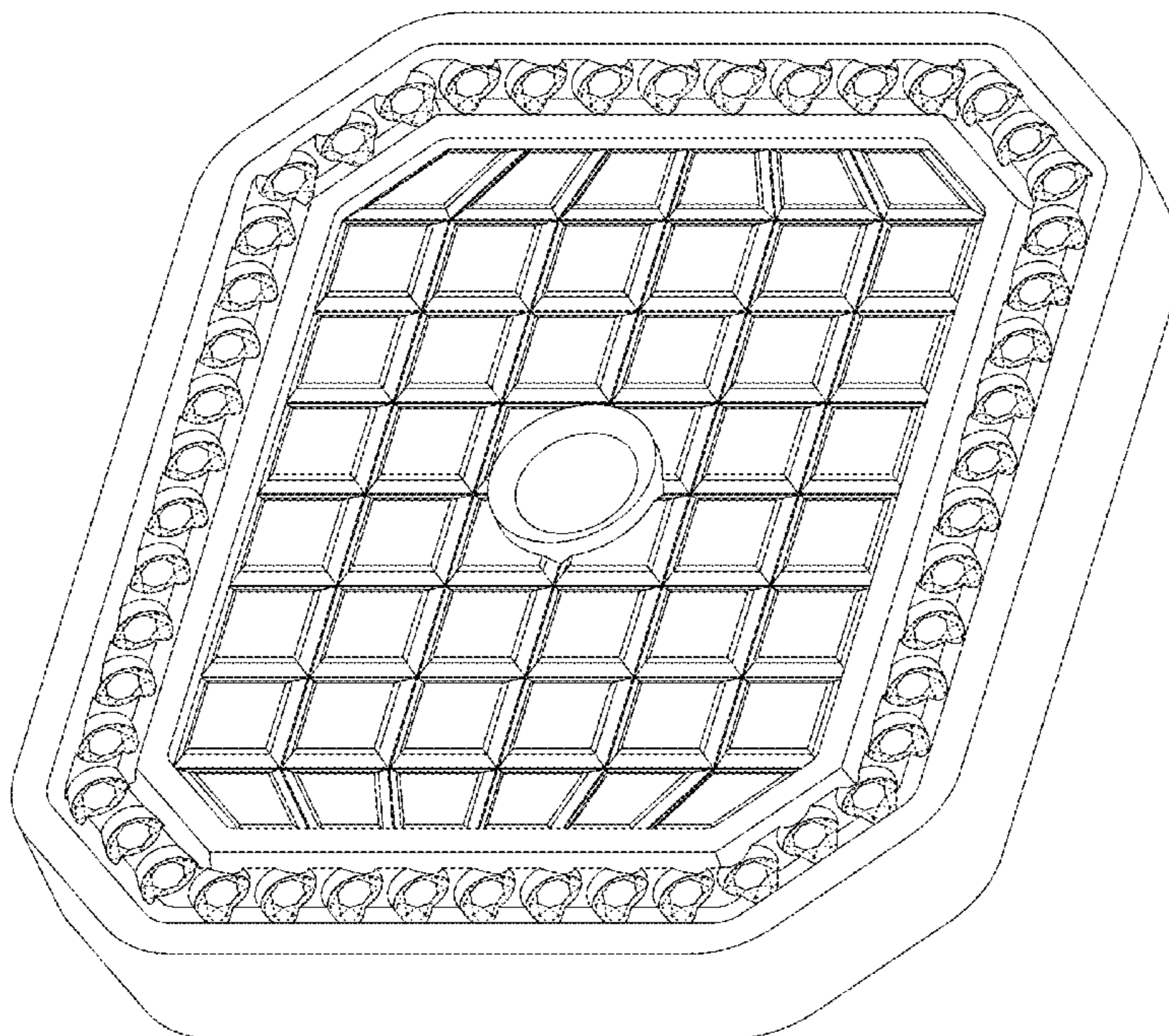
(57) **CLAIM**

The ornamental design for a dial, as shown and described.

DESCRIPTION

FIG. 1 is a front view of a dial of the present design; FIG. 2 is a rear view thereof; FIG. 3 is a right side view thereof; FIG. 4 is a left side view thereof; FIG. 5 is a top view thereof; FIG. 6 is a bottom view thereof; and FIG. 7 is a front perspective view thereof; and, FIG. 8 is a rear perspective view thereof. Portions of the dial shown in broken lines form no part of the claimed design.

1 Claim, 8 Drawing Sheets



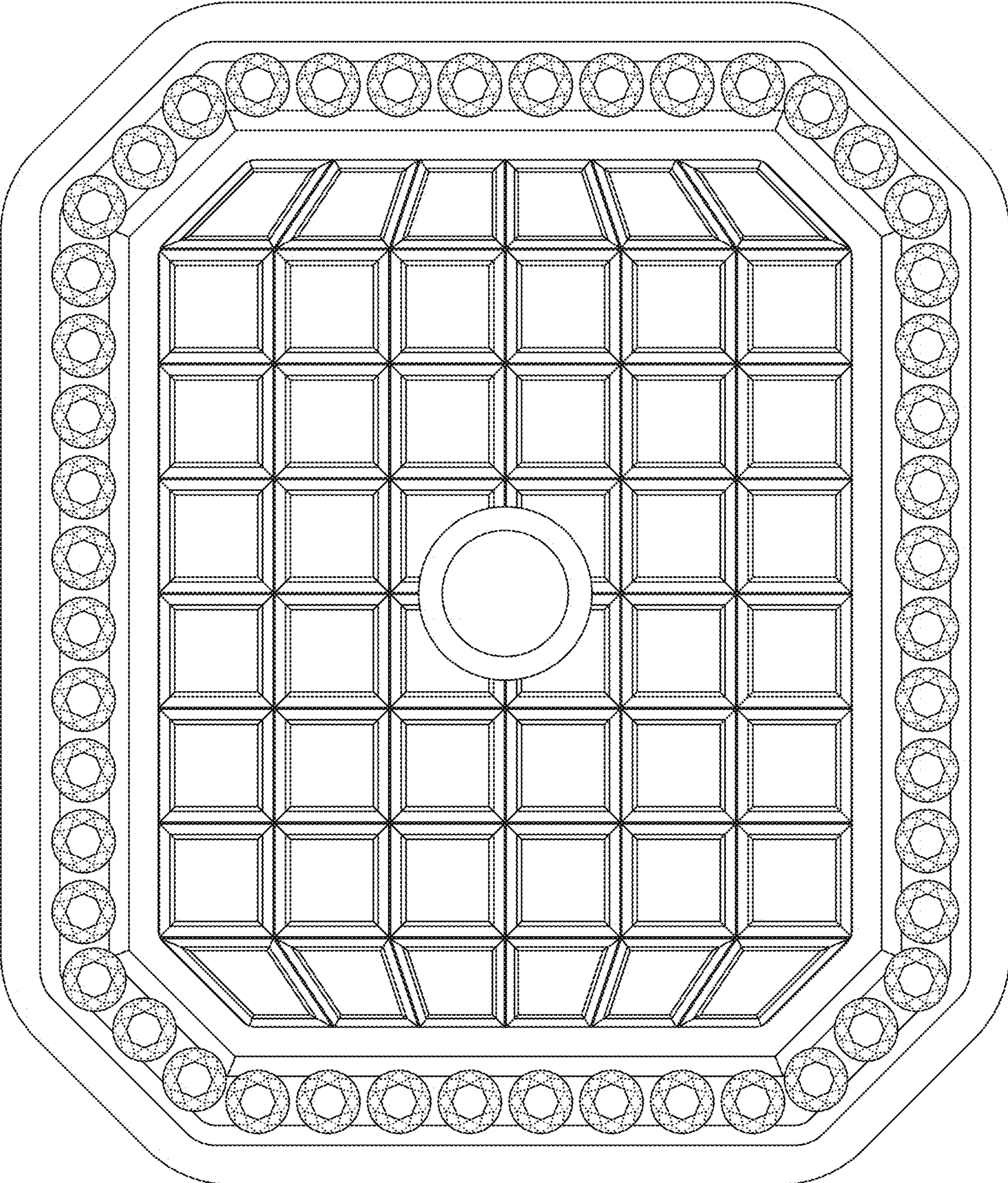


FIG. 1




FIG. 2

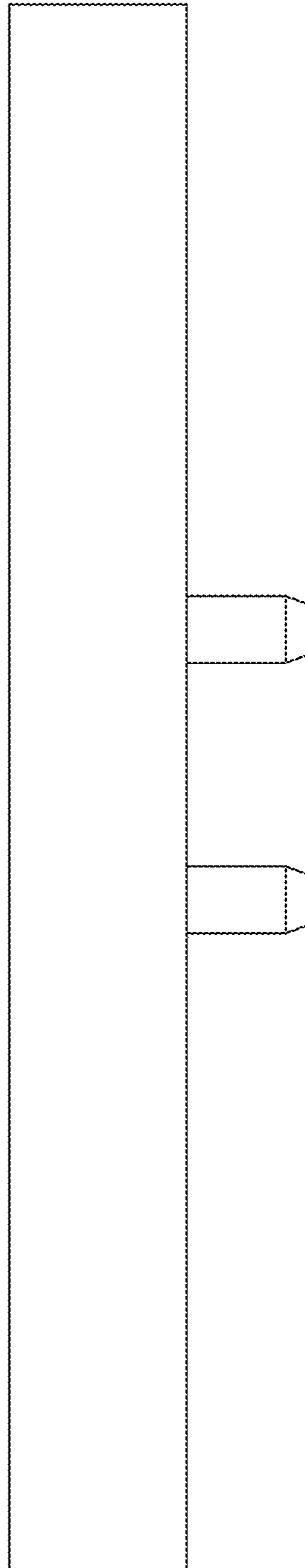


FIG. 3

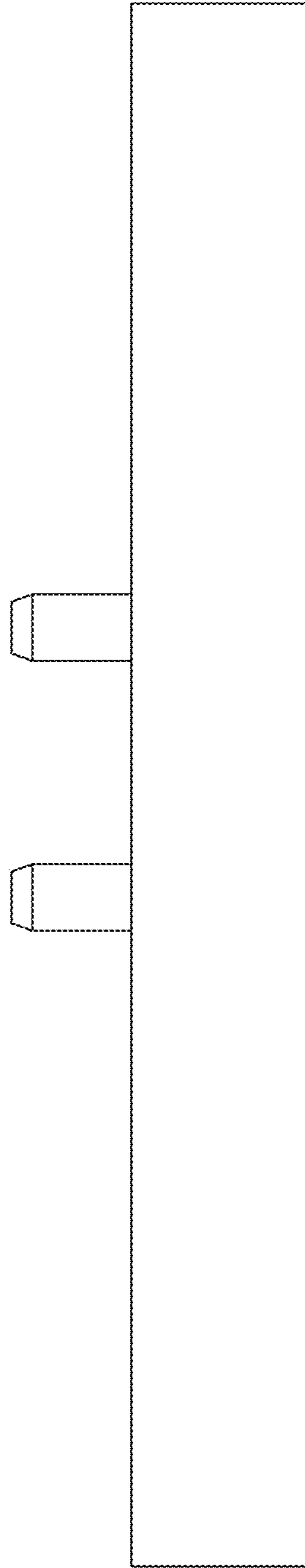


FIG. 4

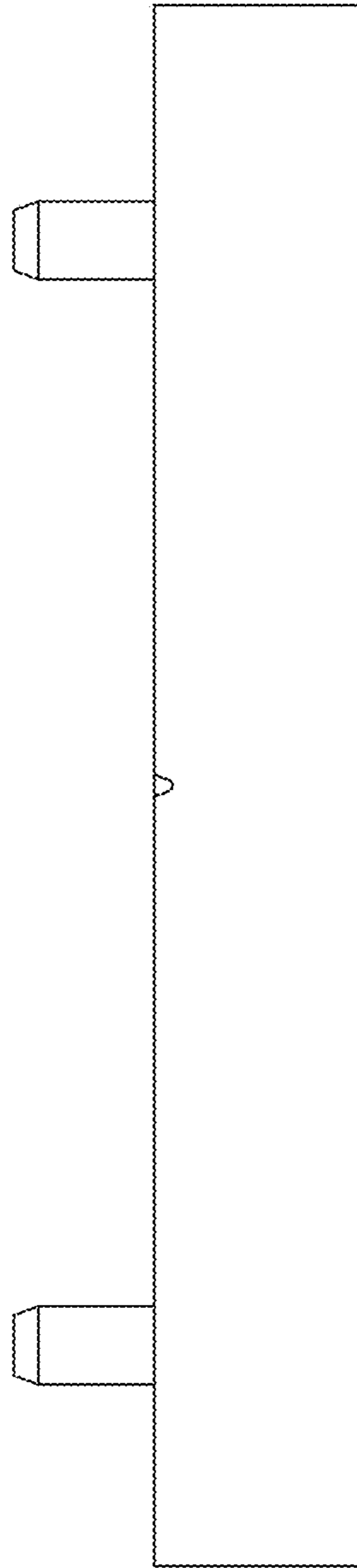


FIG. 5




FIG. 6

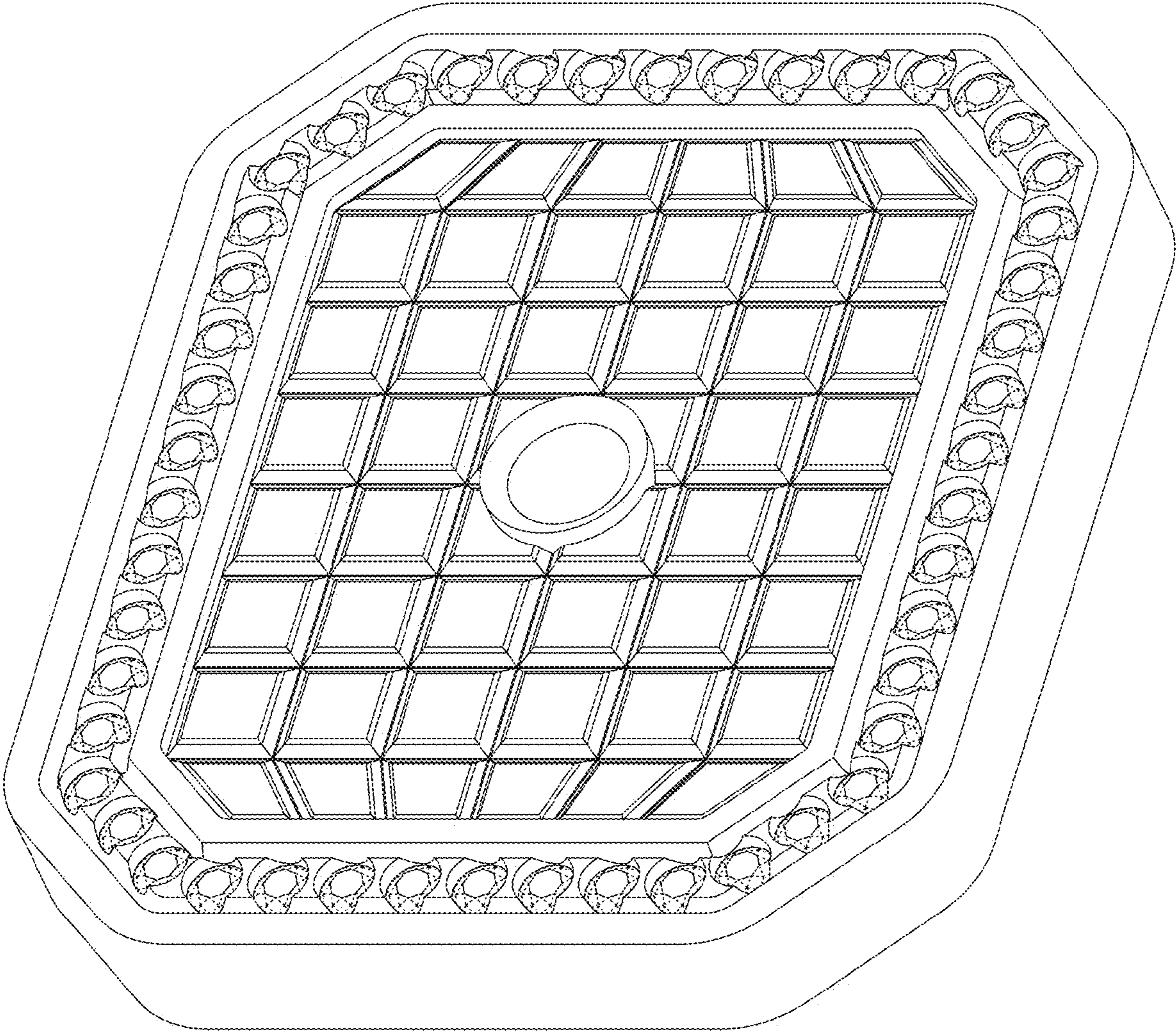


FIG. 7

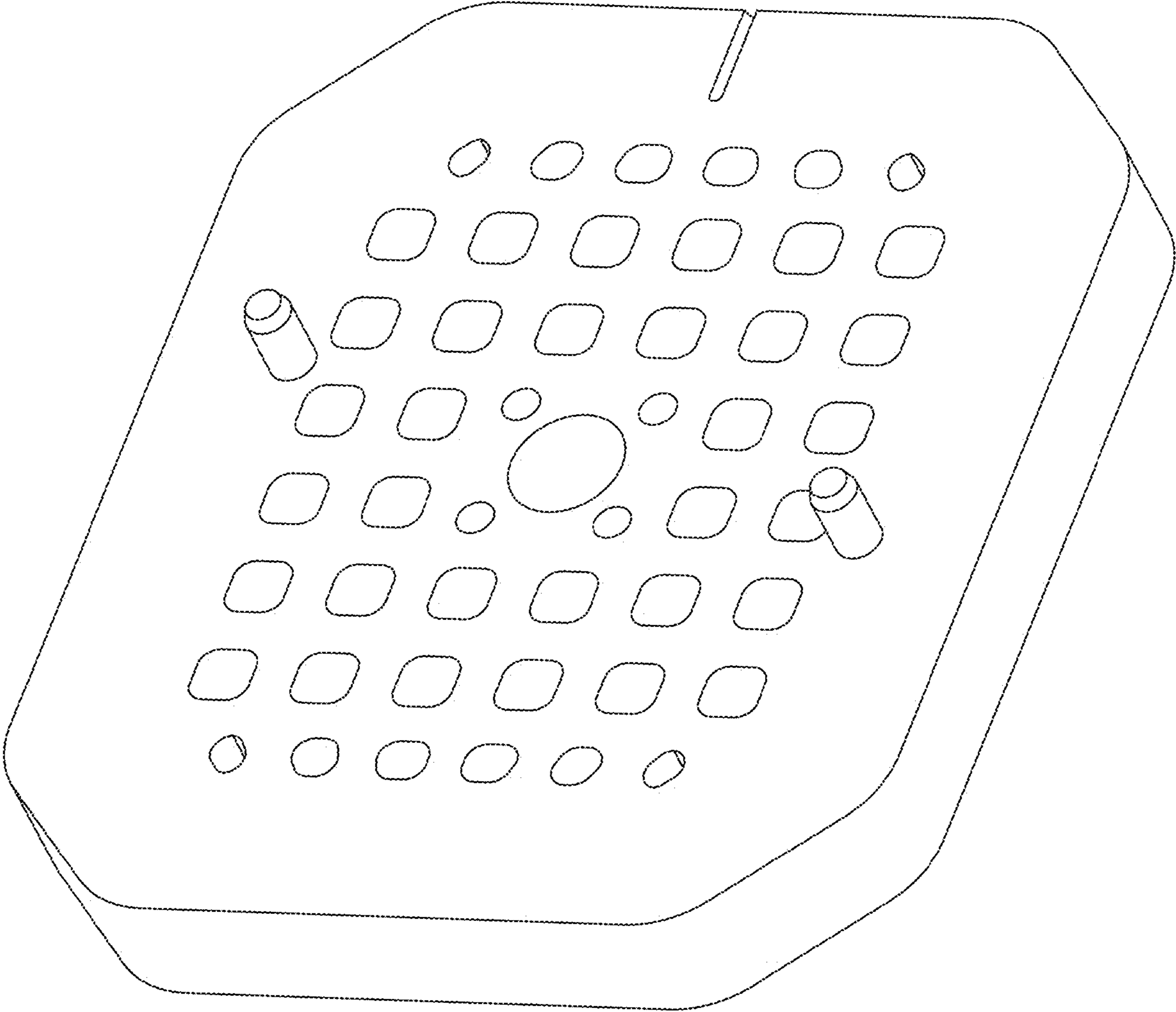


FIG. 8