



US00D899951S

(12) **United States Design Patent** (10) **Patent No.:** **US D899,951 S**
Zhao (45) **Date of Patent:** **** Oct. 27, 2020**

(54) **HOT IRON RULER**
(71) Applicant: **Chongchao Zhao**, Changde (CN)
(72) Inventor: **Chongchao Zhao**, Changde (CN)
(73) Assignee: **SHANGHAI KEARING STATIONERY CO., LTD.**, Shanghai (CN)
(**) Term: **15 Years**
(21) Appl. No.: **29/740,368**
(22) Filed: **Jul. 2, 2020**
(51) **LOC (12) Cl.** **10-04**
(52) **U.S. Cl.**
USPC **D10/71; D10/64**
(58) **Field of Classification Search**
USPC D10/64, 71
CPC D05B 39/005; D05B 97/02; D05B 97/12;
D05C 7/02; D05C 11/10; D05C 13/00;
B25H 7/02; B43L 12/00; B43L 13/20;
B43L 13/201; B43L 13/203; B43L
13/205; B43L 13/206; B43L 13/208;
B43L 7/005; B43L 7/027; G01B 3/14;
G01B 3/04
See application file for complete search history.

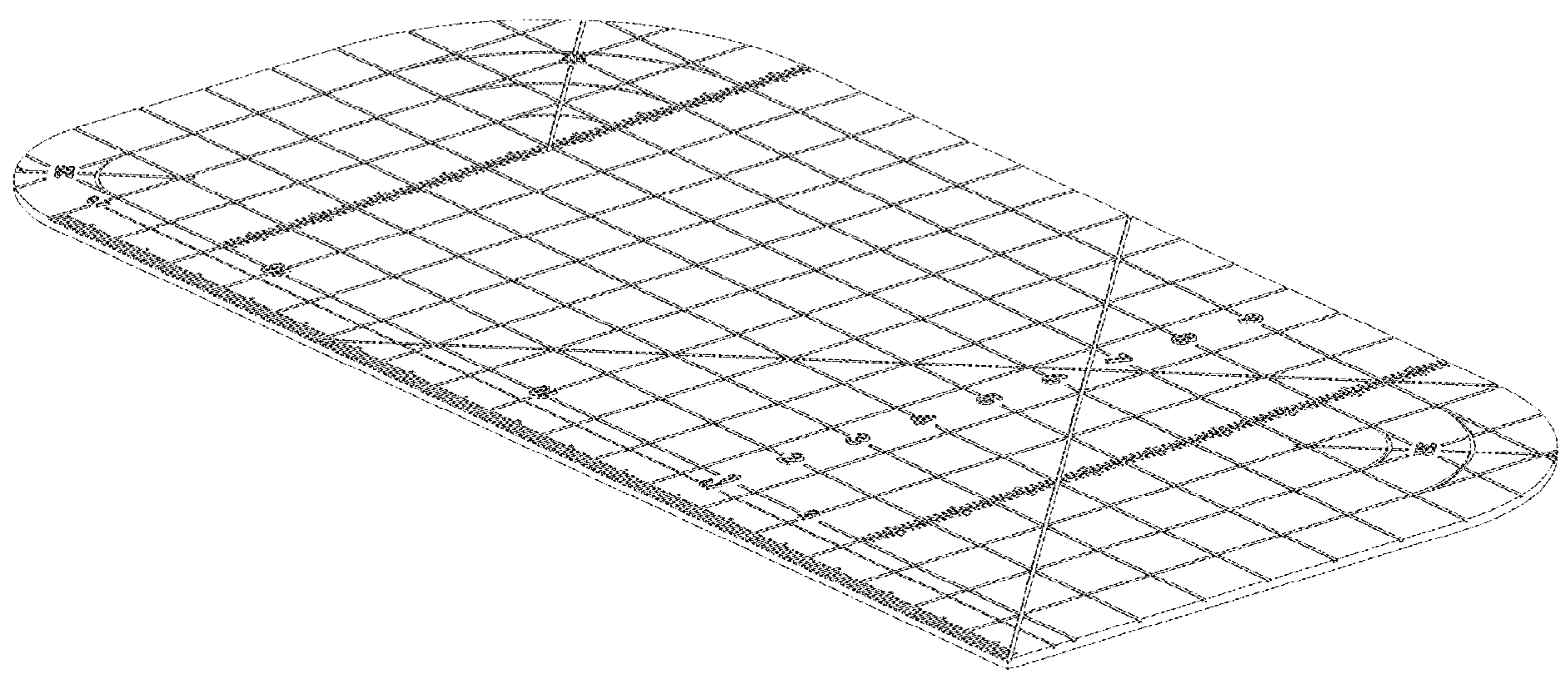
(56) **References Cited**
U.S. PATENT DOCUMENTS
D396,424 S * 7/1998 Bedol D10/62
D397,301 S * 8/1998 Bedol D10/62
D397,302 S * 8/1998 Bedol D10/62
D408,748 S * 4/1999 Bedol D10/71
D601,442 S 10/2009 Haren
* cited by examiner

Primary Examiner — Antoine Duval Davis
(74) *Attorney, Agent, or Firm* — Justin Lampel

(57) **CLAIM**
The ornamental design for a hot iron ruler, as shown and described.

DESCRIPTION
FIG. 1 is a perspective view of a hot iron ruler showing the claimed design;
FIG. 2 is a top plan view thereof;
FIG. 3 is a left side view thereof;
FIG. 4 is a front elevational view thereof;
FIG. 5 is a right side view thereof;
FIG. 6 is a rear elevational view thereof; and,
FIG. 7 is a bottom plan view thereof.

1 Claim, 7 Drawing Sheets



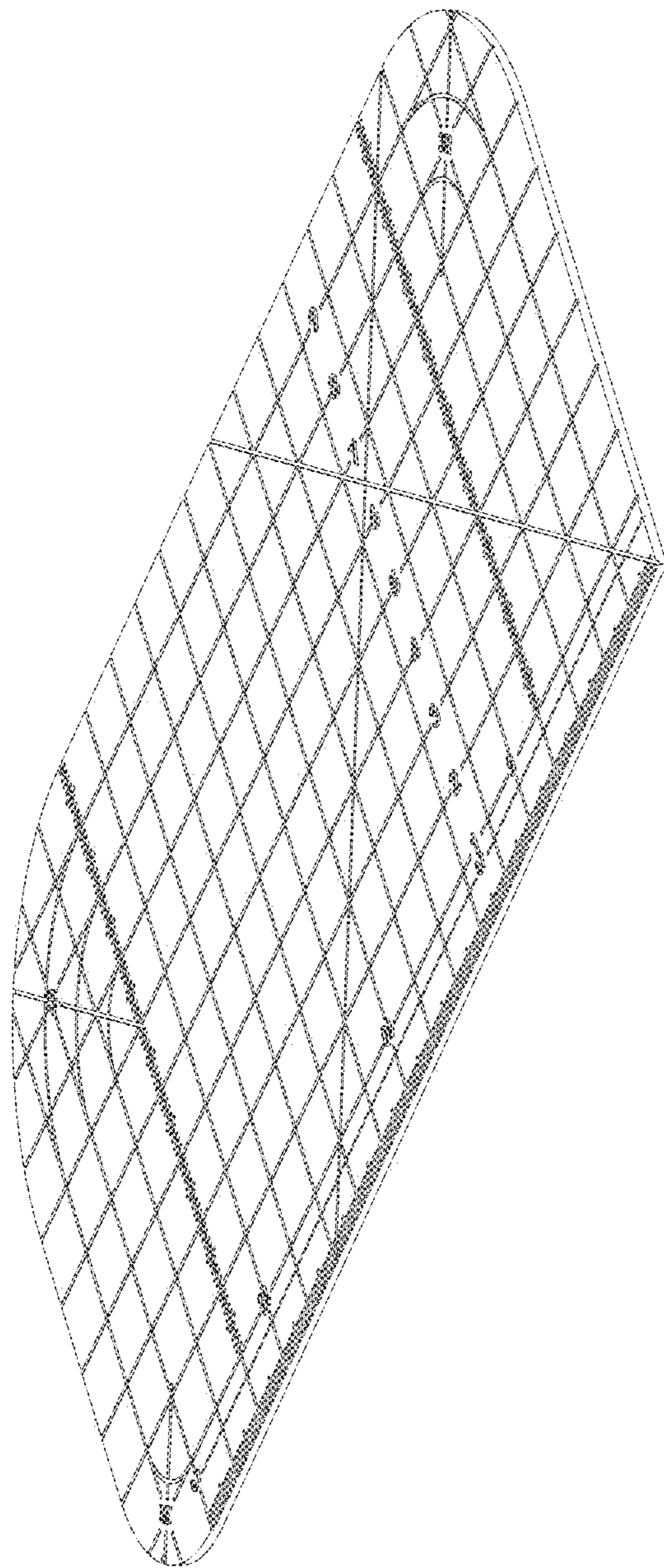


FIG. 1

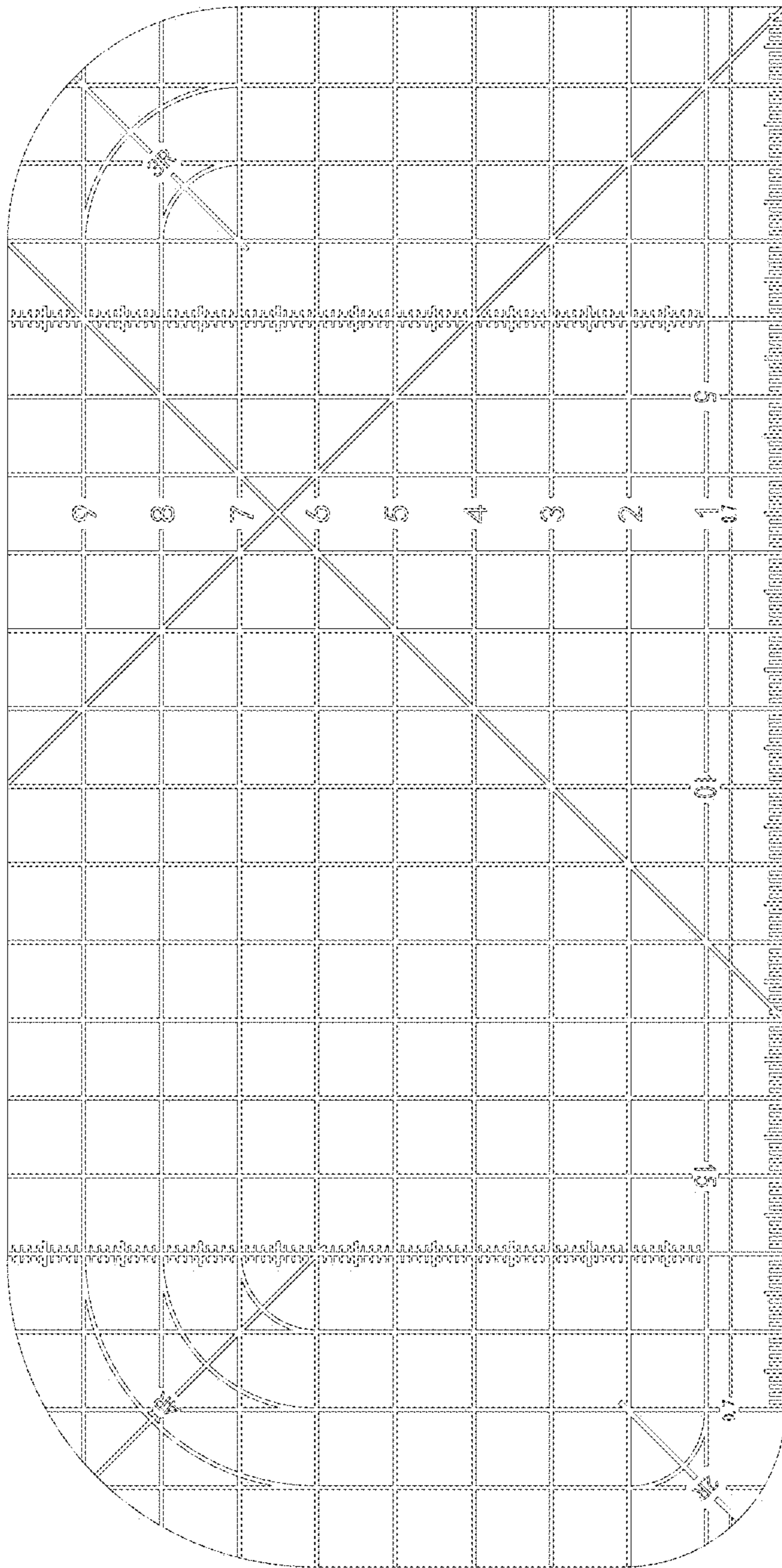


FIG.2

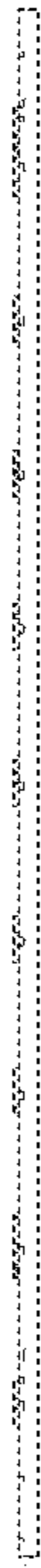


FIG. 3

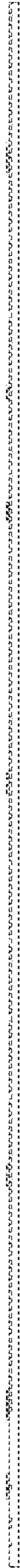


FIG. 4

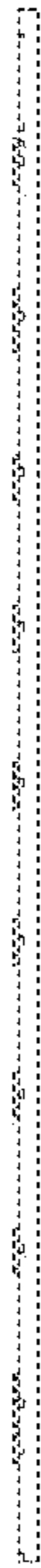


FIG. 5

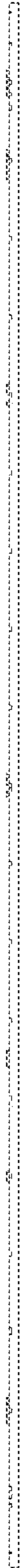


FIG. 6




FIG. 7