



US00D899903S

(12) **United States Design Patent**  
**Barnes et al.**

(10) **Patent No.:** **US D899,903 S**  
(45) **Date of Patent:** **\*\* Oct. 27, 2020**

- (54) **PILE GUIDE FOR DOCKS**
- (71) Applicants: **Sean A. Barnes**, Mt. Pleasant, SC (US);  
**Michael W. Kirby**, Mt. Pleasant, SC (US)
- (72) Inventors: **Sean A. Barnes**, Mt. Pleasant, SC (US);  
**Michael W. Kirby**, Mt. Pleasant, SC (US)
- (\*\*) Term: **15 Years**
- (21) Appl. No.: **29/723,576**
- (22) Filed: **Feb. 7, 2020**
- (51) **LOC (12) Cl.** ..... **08-05**
- (52) **U.S. Cl.**  
USPC ..... **D8/354; D8/382**
- (58) **Field of Classification Search**  
USPC ..... D8/354, 356, 349, 355, 382, 385, 386,  
D8/388; D25/133  
CPC . E02B 3/064; E02B 3/068; E02B 3/28; E01D  
15/14; B63C 1/02; B63B 35/34; B63B  
21/00; F16C 11/04; E04H 12/2269; E04H  
12/2253; E04H 12/2292  
See application file for complete search history.

- D583,219 S \* 12/2008 Dagg ..... D8/349
- 7,627,994 B1 \* 12/2009 Demirkan ..... E04H 12/2269  
248/530
- D610,717 S \* 2/2010 Lin ..... E04H 12/2261  
D25/133
- D610,718 S \* 2/2010 Ringus ..... D25/133
- 8,074,955 B2 \* 12/2011 Kumar ..... E04H 12/2292  
248/519
- D664,492 S \* 7/2012 Witting ..... D12/223
- 9,004,439 B2 \* 4/2015 Gross ..... E04H 12/2261  
248/507
- D728,831 S \* 5/2015 Rodriguez ..... D25/133
- D729,908 S \* 5/2015 Lohmann ..... D23/261
- 9,102,092 B2 \* 8/2015 Mukith ..... B29C 65/565
- D756,202 S \* 5/2016 Leduc ..... D8/354
- D758,554 S \* 6/2016 Lohmann ..... D23/261
- 9,487,925 B1 11/2016 Meriweather et al.
- D794,420 S \* 8/2017 Emmons ..... D8/349
- D826,695 S \* 8/2018 Bolster ..... D8/354
- D826,702 S 8/2018 Barnes et al.
- D828,746 S 9/2018 Barnes et al.
- D828,747 S 9/2018 Barnes et al.

(Continued)

*Primary Examiner* — Sandra Snapp  
*Assistant Examiner* — Ieisha N Price  
(74) *Attorney, Agent, or Firm* — B. Craig Killough

(57) **CLAIM**

The ornamental design for a pile guide for docks, as shown and described.

(56) **References Cited**

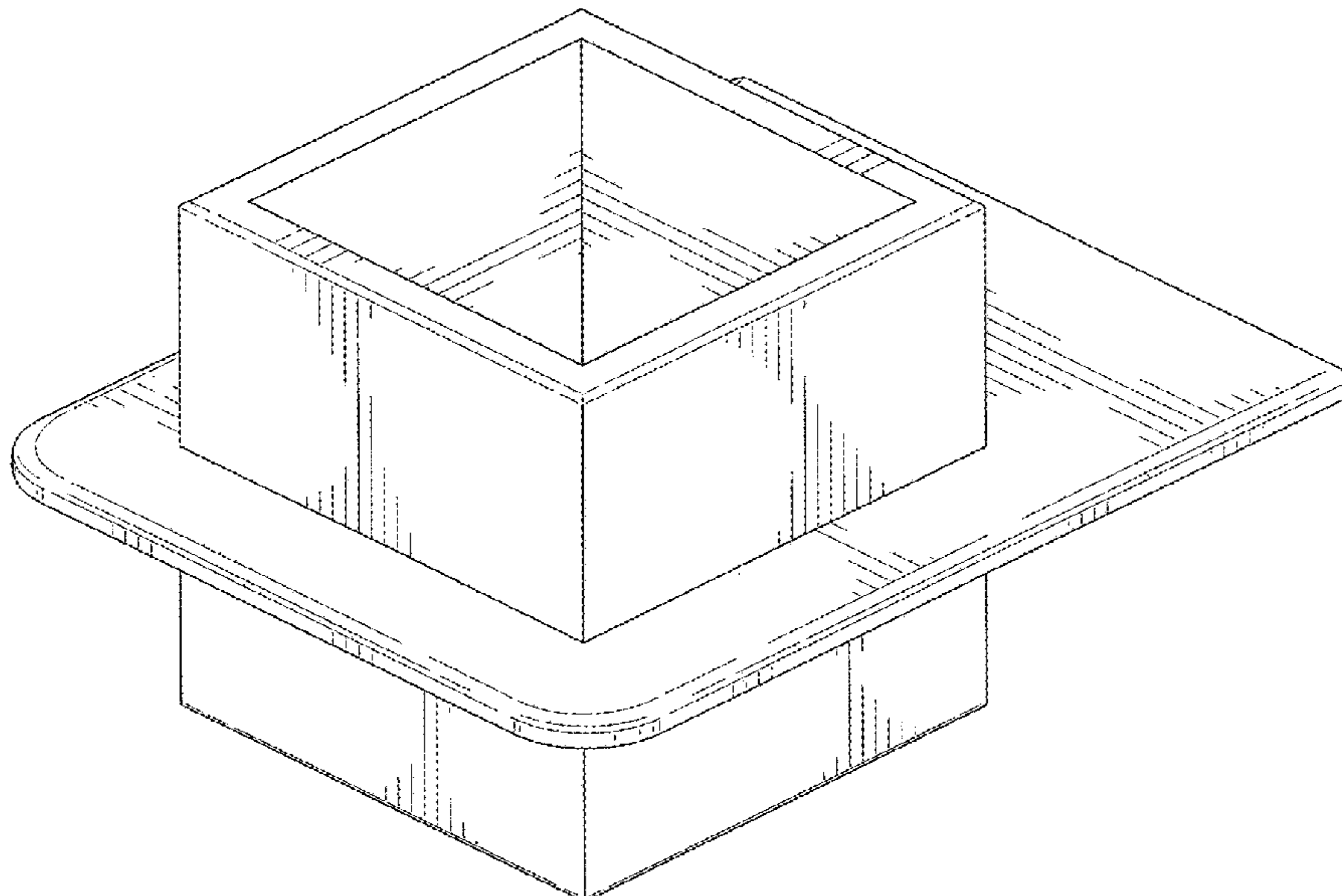
U.S. PATENT DOCUMENTS

- D348,826 S \* 7/1994 McCaffrey ..... D8/354
- D364,794 S \* 12/1995 Eberschlag ..... D8/354
- D369,958 S \* 5/1996 Huang ..... D8/382
- 5,568,909 A \* 10/1996 Timko ..... E04H 12/2261  
248/519
- D408,273 S \* 4/1999 Senninger ..... D8/356
- 6,092,342 A \* 7/2000 Sharapata ..... E04H 12/2269  
248/519
- D479,117 S \* 9/2003 Mercier ..... D8/354
- D488,704 S \* 4/2004 Mercier ..... D8/354
- D506,668 S 6/2005 Black
- D563,776 S \* 3/2008 Dagg ..... D8/382

**DESCRIPTION**

FIG. 1 is a top perspective view of a pile guide for docks showing the new design;  
FIG. 2 is a front elevation of the pile guide for docks;  
FIG. 3 is a rear elevation of the pile guide for docks;  
FIG. 4 is a right side elevation of the design of the pile guide for docks;  
FIG. 5 is a top plan view of the pile guide for docks; and,  
FIG. 6 is a bottom plan view of the pile guide for docks.

**1 Claim, 6 Drawing Sheets**



(56)

**References Cited**

U.S. PATENT DOCUMENTS

D837,041	S	1/2019	Barnes et al.	
10,267,003	B2	4/2019	Barnes et al.	
10,358,811	B1 *	7/2019	Fox .....	E04B 7/045
D884,928	S *	5/2020	Gordon .....	D25/133
2001/0000548	A1 *	5/2001	Niehaus .....	E04H 12/2292
				29/450
2005/0098772	A1 *	5/2005	Fuoco .....	E04G 21/3223
				256/65.14
2011/0274502	A1	11/2011	Tibedo et al.	
2012/0001051	A1 *	1/2012	Williams .....	A47G 29/1216
				248/519
2018/0266066	A1 *	9/2018	Barnes .....	E02B 3/064
2020/0217099	A1 *	7/2020	Landwehr, IV ....	E04H 12/2269

\* cited by examiner

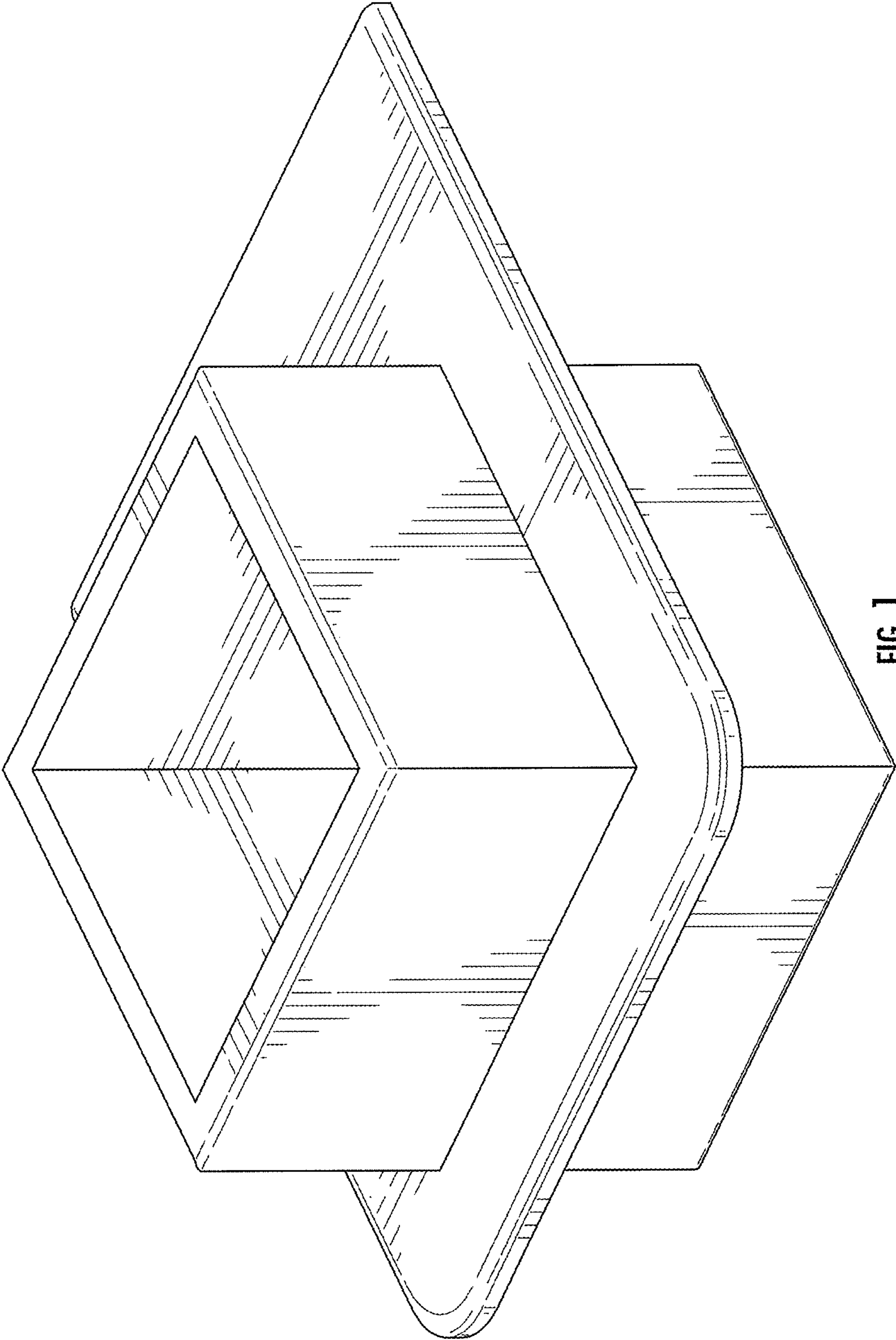


FIG. 1

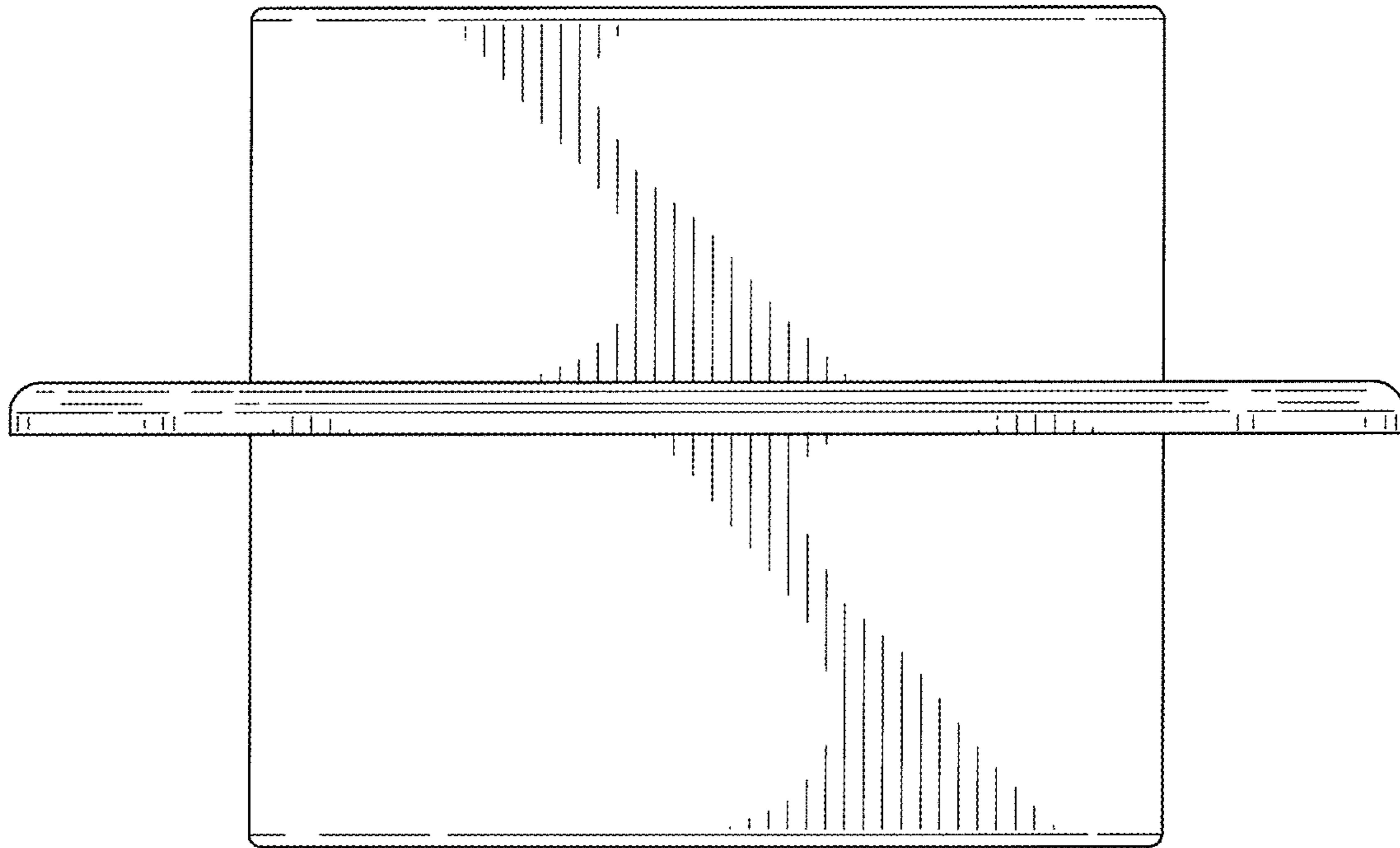


FIG. 2

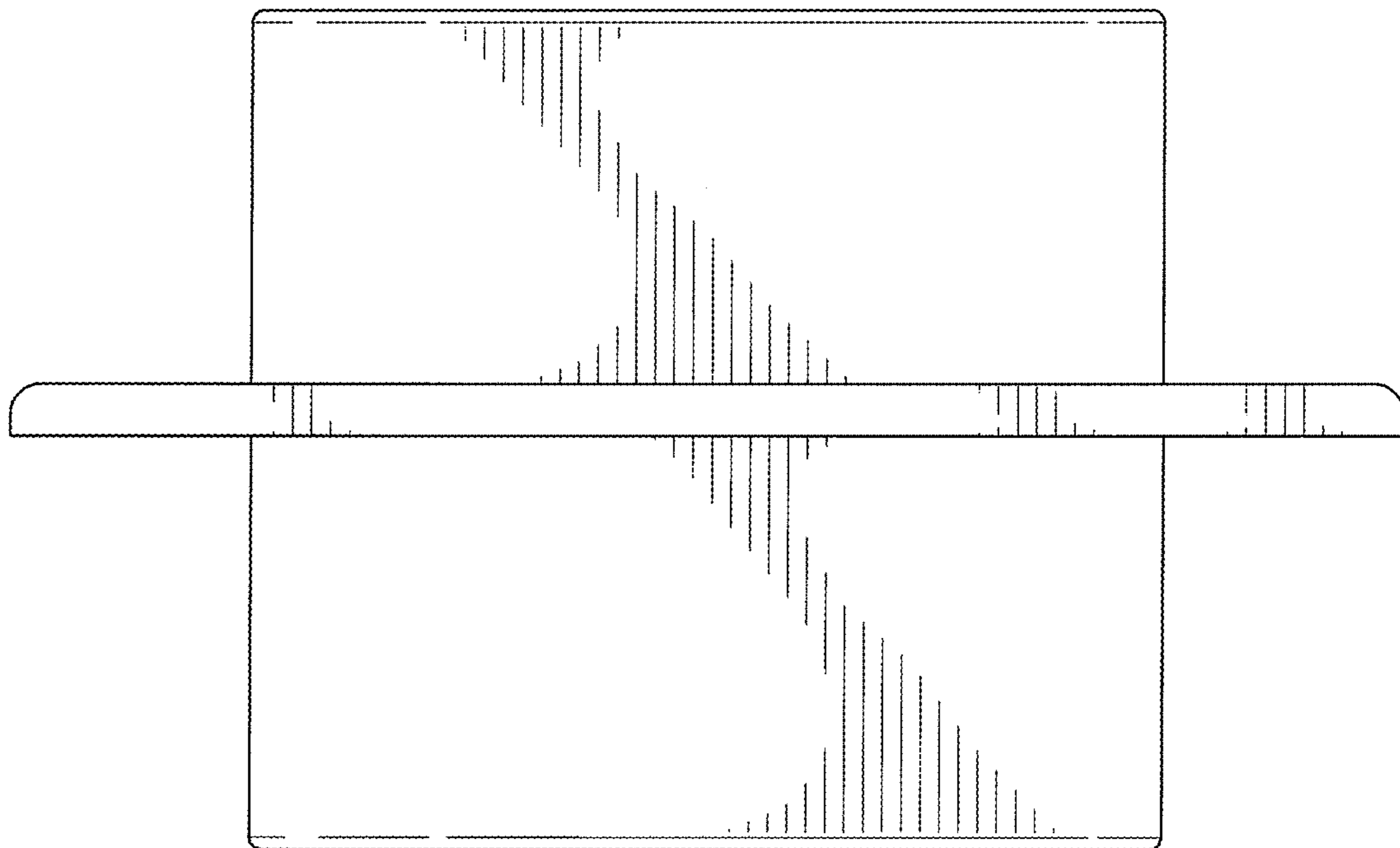


FIG. 3

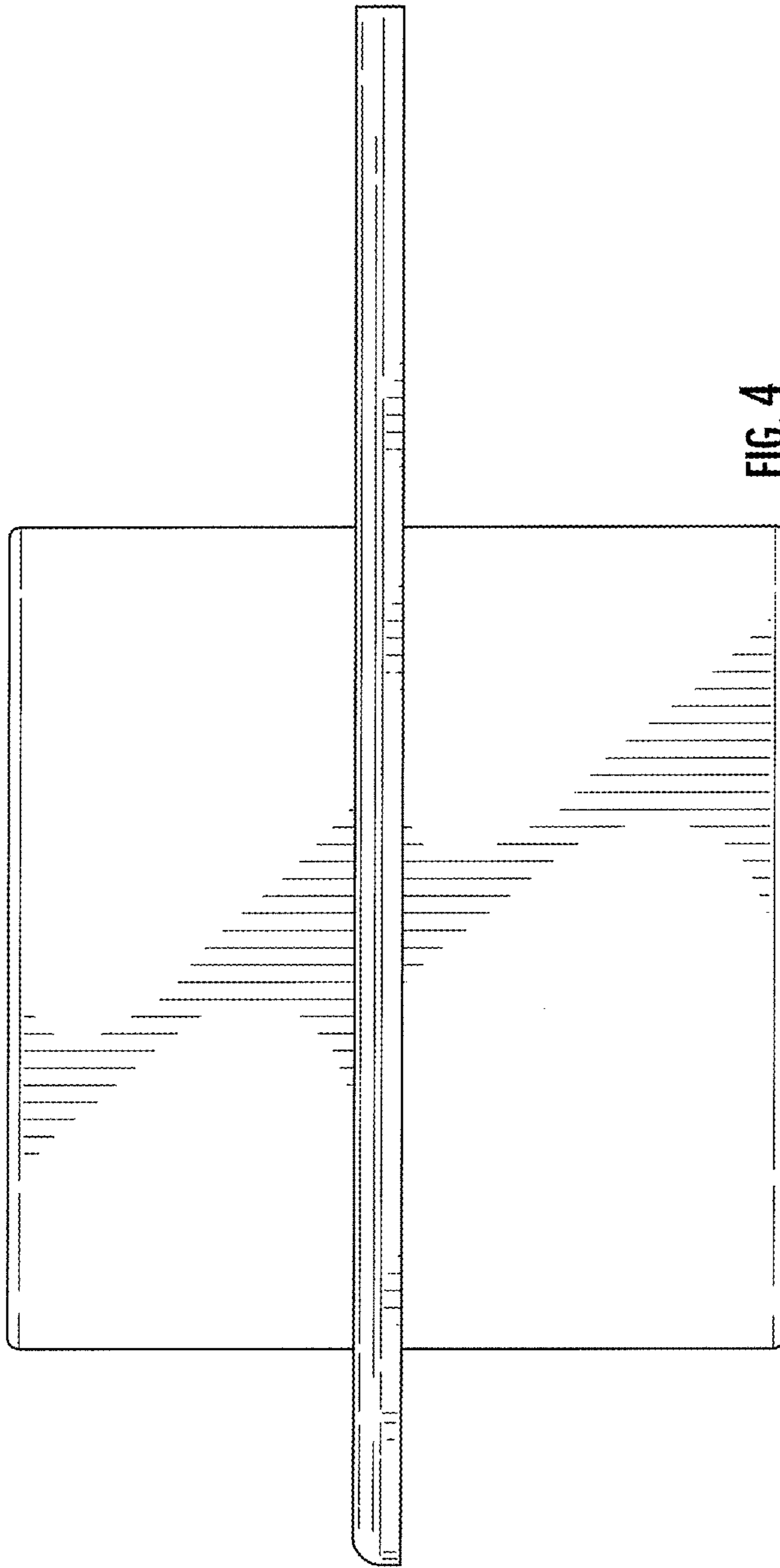


FIG. 4

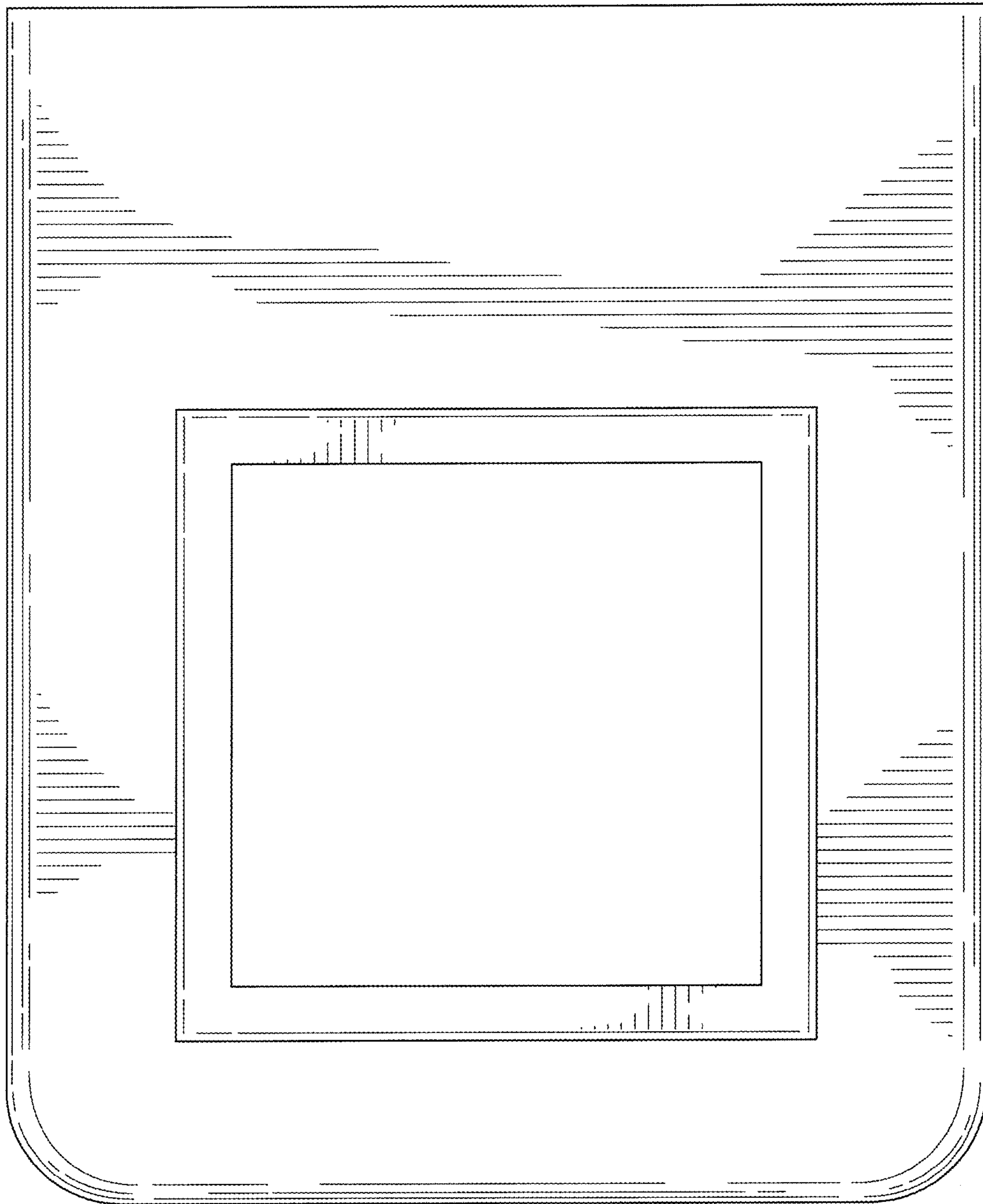


FIG. 5




FIG. 6