

US00D899888S

(12) **United States Design Patent** (10) **Patent No.:** **US D899,888 S**
Xu (45) **Date of Patent:** **** Oct. 27, 2020**

(54) **HANDLE**

(71) Applicant: **Ting Xu**, Jinhua (CN)

(72) Inventor: **Ting Xu**, Jinhua (CN)

(**) Term: **15 Years**

(21) Appl. No.: **29/735,827**

(22) Filed: **May 25, 2020**

(51) **LOC (12) Cl.** **08-06**

(52) **U.S. Cl.**
USPC **D8/303**

(58) **Field of Classification Search**
USPC D8/107, 300, 303, 307; D15/142;
D7/393, 395; D21/756; D28/9, 62
CPC Y10T 16/44; Y10T 74/20612; Y10T
74/20287; Y10T 74/20732; Y10T
74/20828; Y10T 16/466; Y10T 74/20864;
Y10T 16/469; Y10T 74/20822; Y10T
16/4713; Y10T 74/20396; B25B 23/16;
B25G 1/102; B25G 1/105; B25G 1/10;
B25G 1/00; B25G 1/063; B25G 1/005;
B25G 1/01; B25G 1/043; B25G 1/085
See application file for complete search history.

(56) **References Cited**

U.S. PATENT DOCUMENTS

D28,992 S * 7/1898 Eldon D8/303
D31,257 S * 7/1899 Mather D8/303

D444,030 S * 6/2001 Backstrom D7/393
D448,646 S * 10/2001 Sargentelli D8/303
D453,292 S * 2/2002 Tsuzuki D8/300
D474,644 S * 5/2003 Zemel D7/395
6,561,058 B1 * 5/2003 Steinke B62K 21/26
74/551.8
D512,894 S * 12/2005 Nimphius D12/114
D600,773 S * 9/2009 Hall D22/139
D774,855 S * 12/2016 Papafagos D8/14
D788,566 S 6/2017 Wang
D823,091 S 7/2018 Burchard
D832,674 S 11/2018 Musatto
D863,021 S * 10/2019 Papafagos D8/303
D872,198 S * 1/2020 Kim D21/662

* cited by examiner

Primary Examiner — Lauren R Calve
(74) *Attorney, Agent, or Firm* — ScienBiziP, P.C.

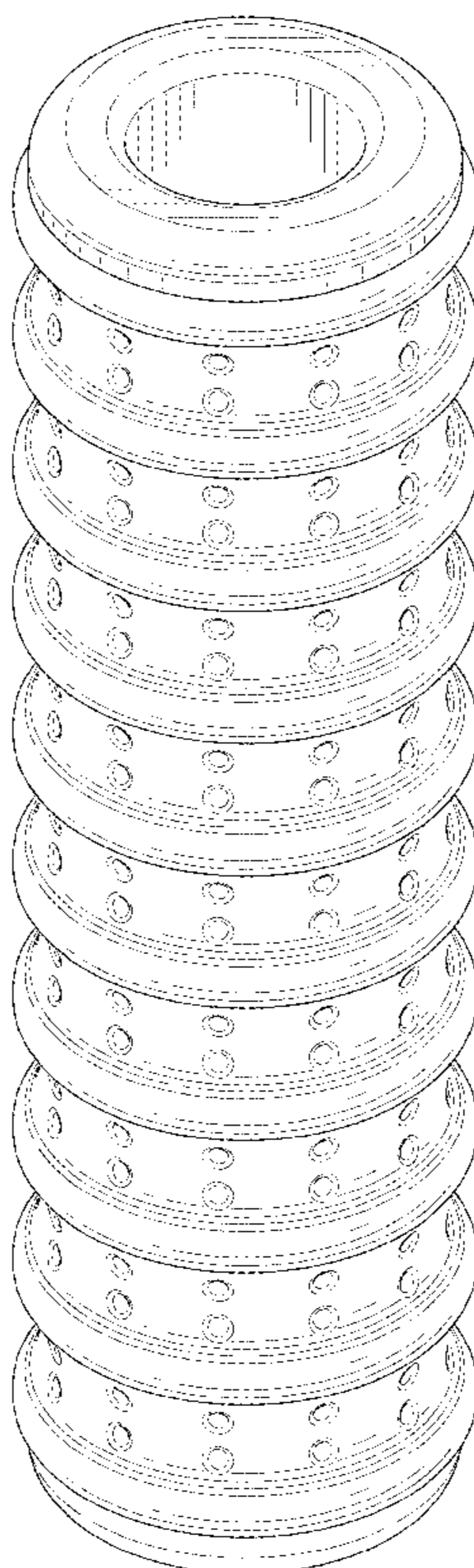
(57) **CLAIM**

The ornamental design for a handle, as shown and described.

DESCRIPTION

FIG. 1 is a front and top perspective view of a handle, showing my design.
FIG. 2 is back perspective view thereof.
FIG. 3 is a front elevation view thereof.
FIG. 4 is a rear elevation view thereof.
FIG. 5 is a left side elevation view thereof.
FIG. 6 is a right side elevation view thereof.
FIG. 7 is a top plan view thereof; and,
FIG. 8 is a bottom plan view thereof.

1 Claim, 8 Drawing Sheets



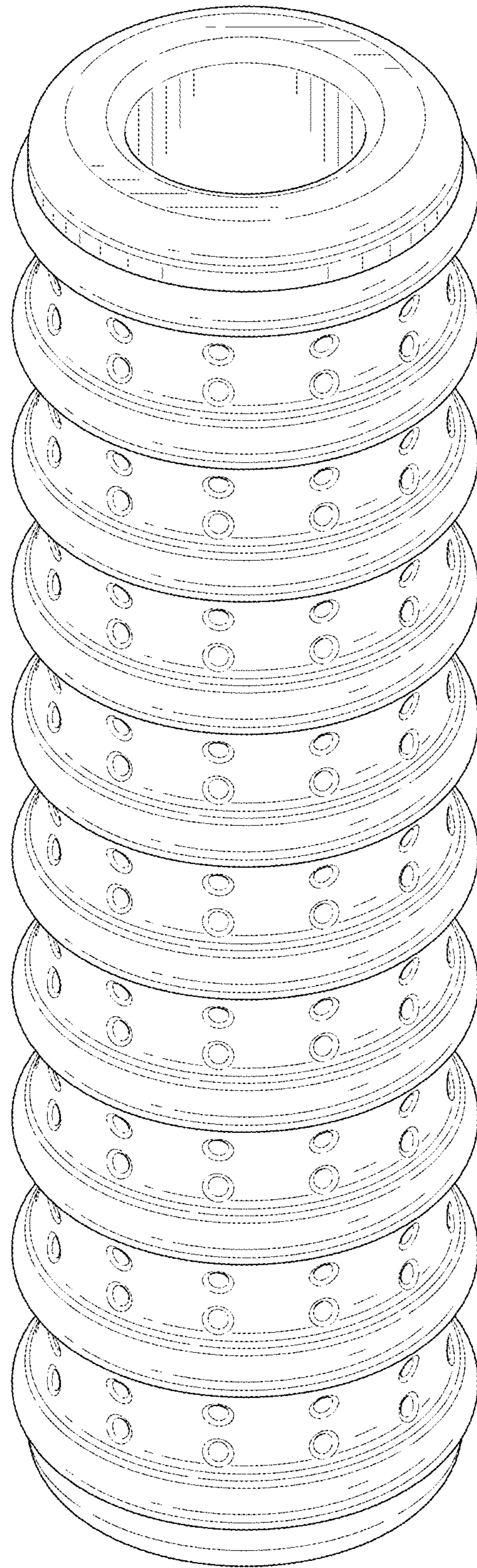


FIG. 1

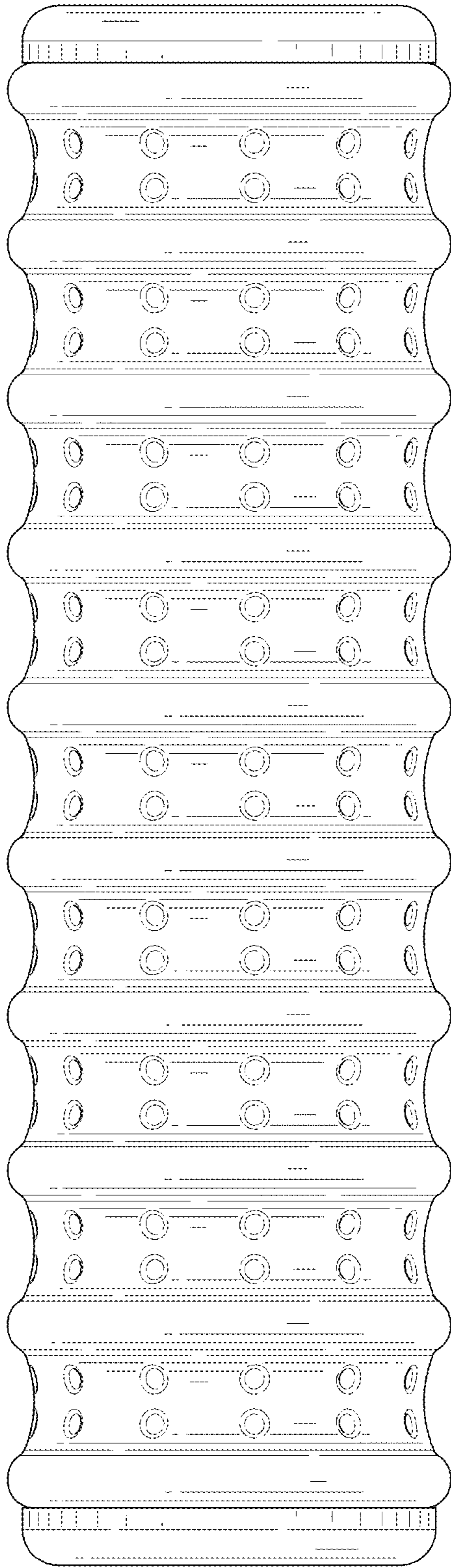


FIG. 2

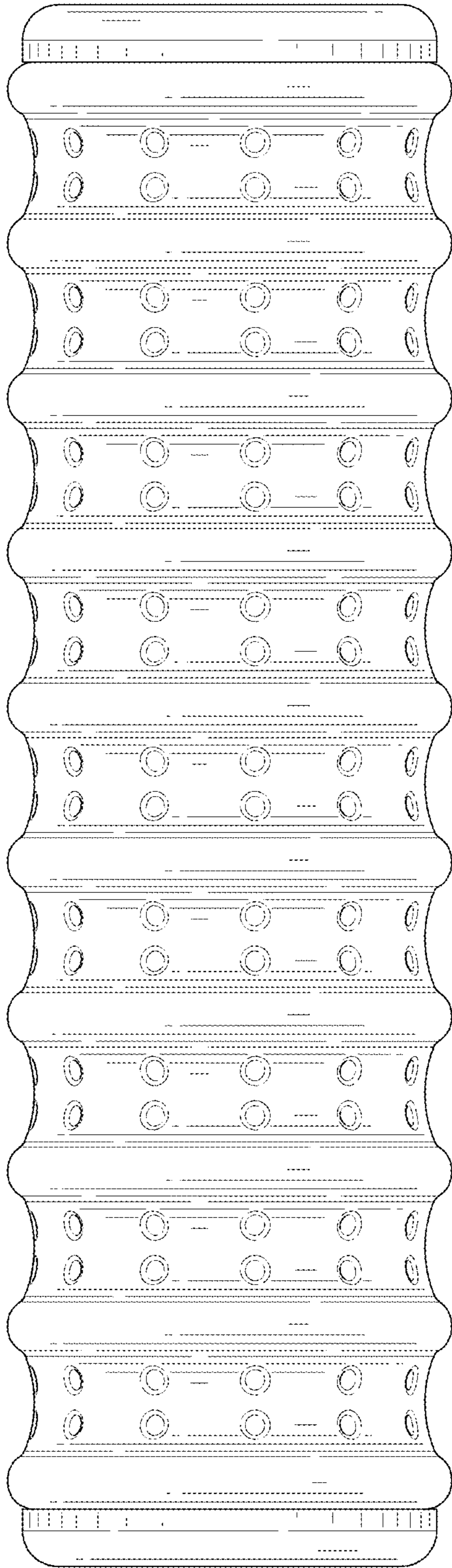


FIG. 3

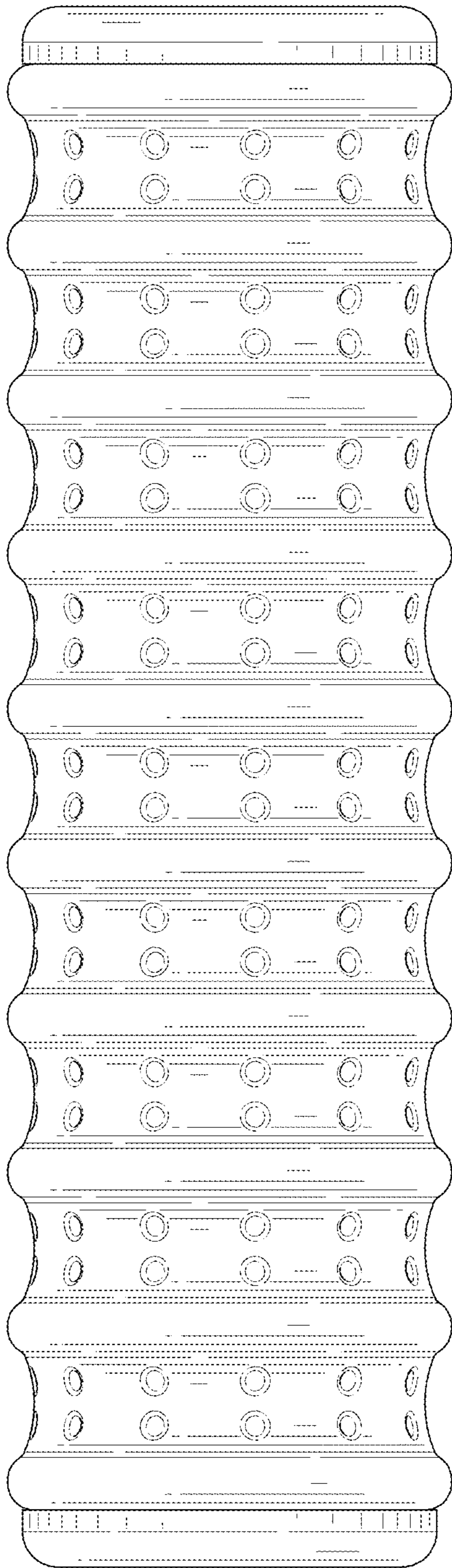


FIG. 4

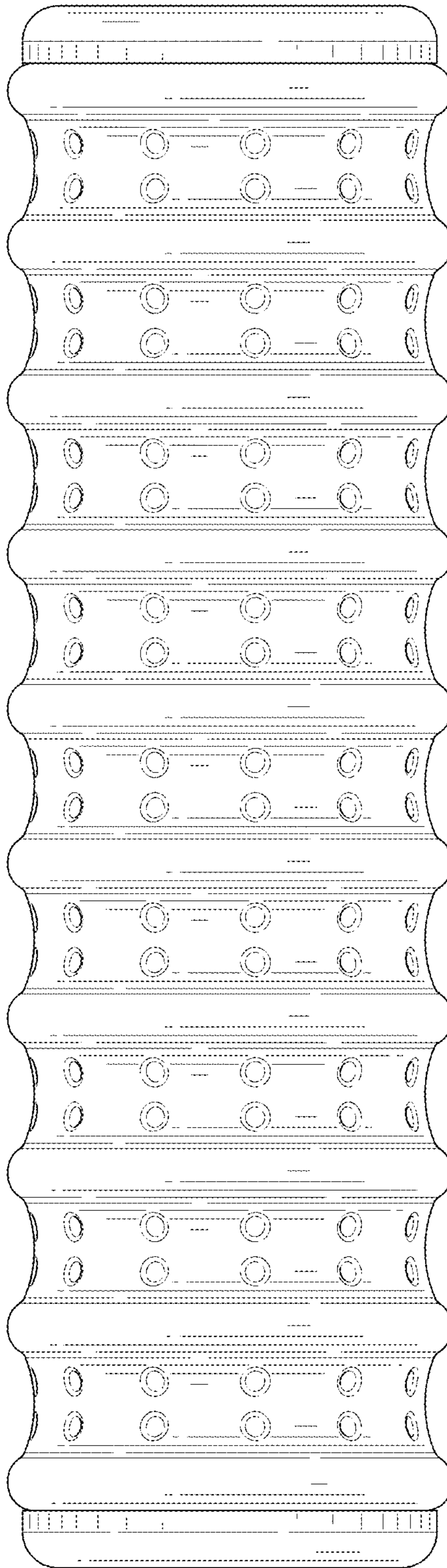


FIG. 5

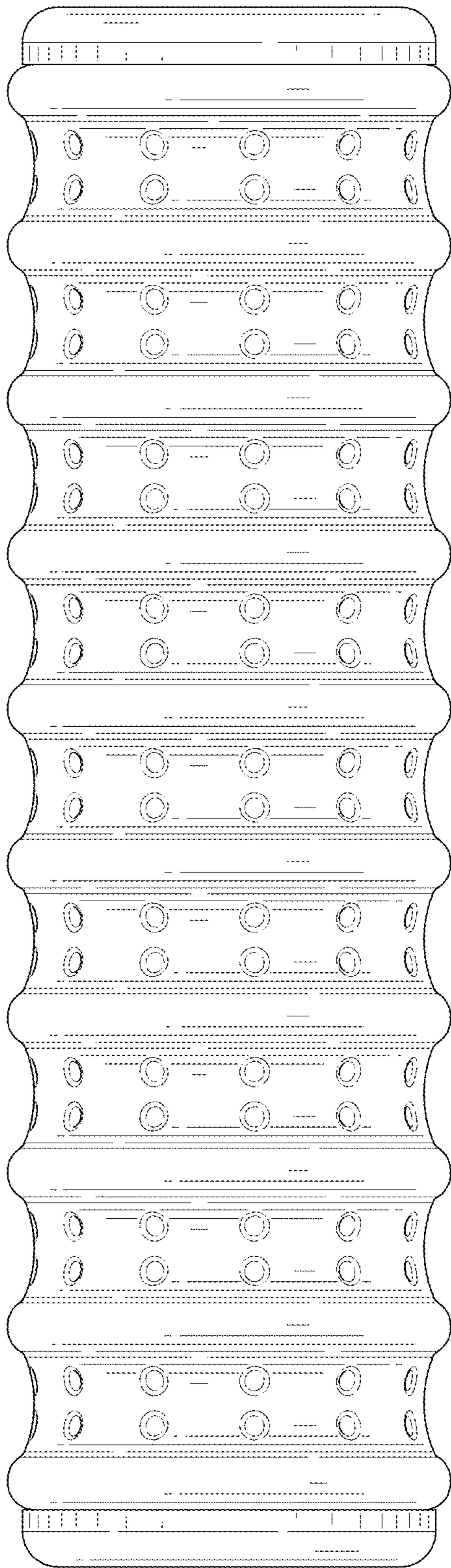


FIG. 6

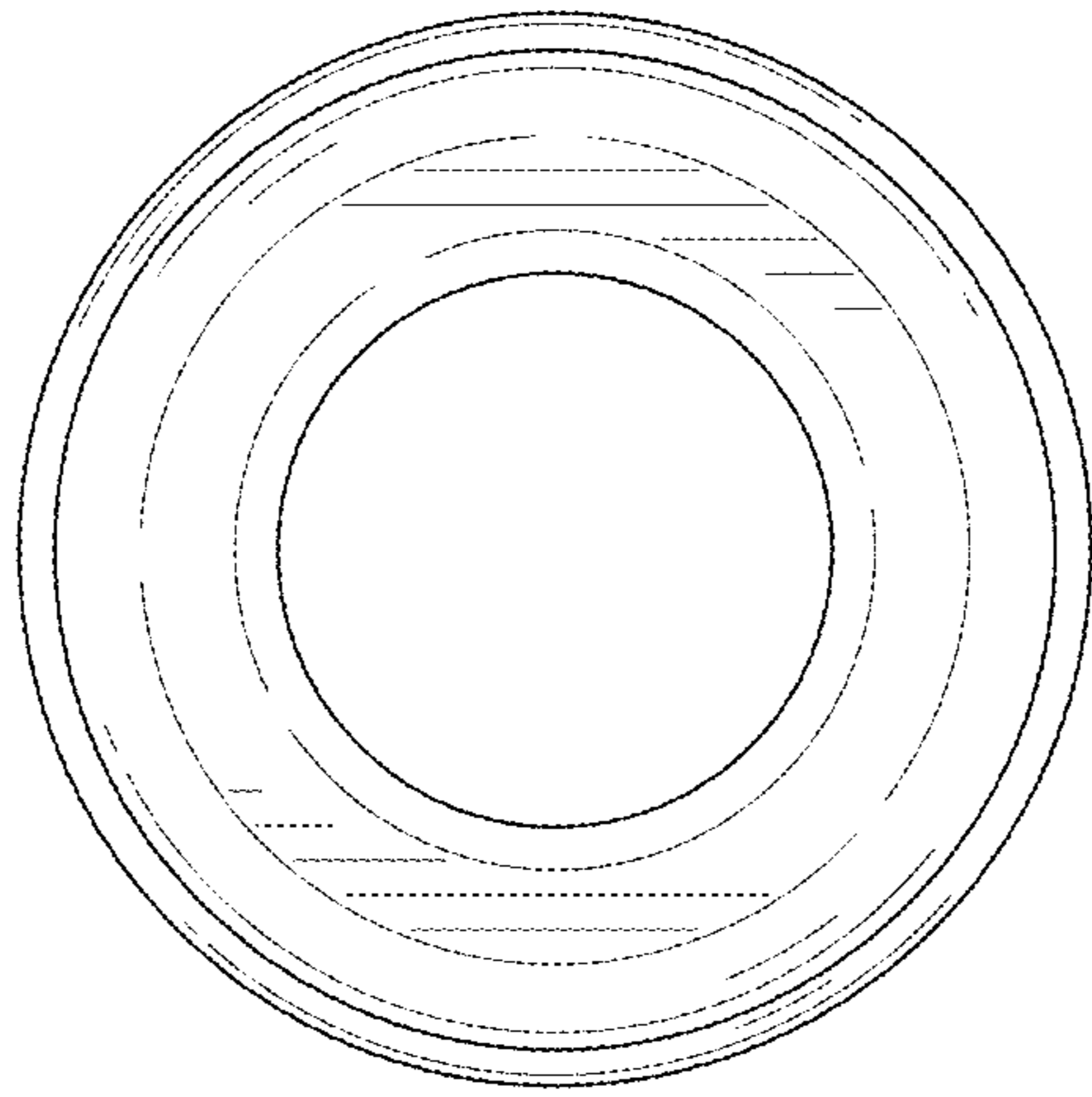


FIG. 7

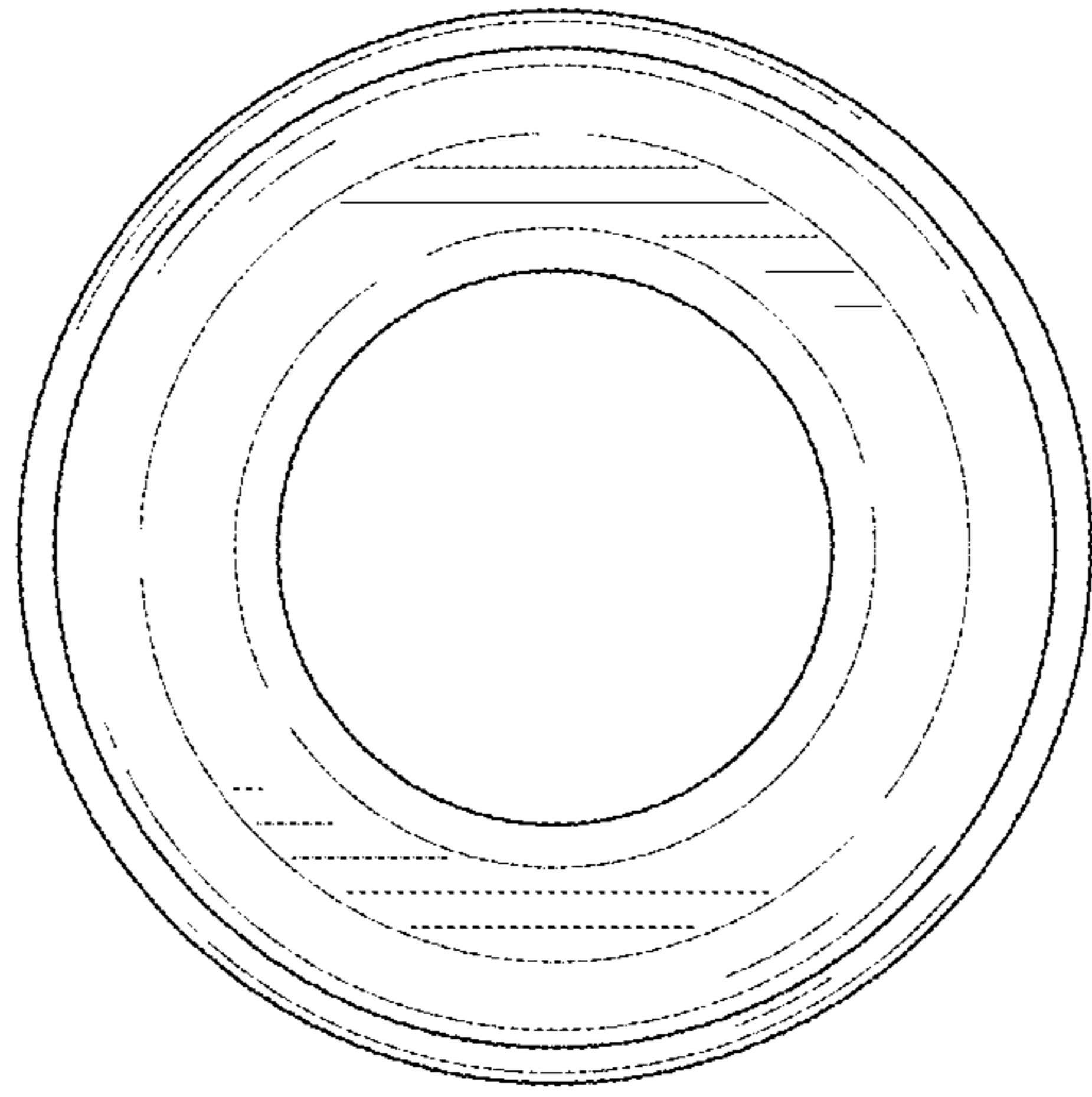


FIG. 8