



US00D899883S

(12) **United States Design Patent**
Heath, Jr. et al.

(10) **Patent No.:** **US D899,883 S**

(45) **Date of Patent:** **** Oct. 27, 2020**

- (54) **CORNER CLAMP**
- (71) Applicant: **Woodpeckers, LLC**, Strongsville, OH (US)
- (72) Inventors: **Mark Robert Heath, Jr.**, Strongsville, OH (US); **Steven Charles Cross**, Mentor, OH (US)
- (73) Assignee: **Woodpeckers, LLC**, Strongsville, OH (US)

(**) Term: **15 Years**

(21) Appl. No.: **29/669,658**

(22) Filed: **Nov. 9, 2018**

(51) **LOC (12) Cl.** **08-05**

(52) **U.S. Cl.**
USPC **D8/72**

(58) **Field of Classification Search**
USPC D8/71-74, 394-399, 59; 248/63, 72, 248/74.1, 689, 124.2; 81/487, 385, 386, 81/388-390; 269/3, 4, 6, 143, 165, 240, 269/243, 246-249, 254 R, 147-149; 29/256, 257, 276; 408/103, 104-109
CPC B25B 1/00; B25B 5/00
See application file for complete search history.

(56) **References Cited**

U.S. PATENT DOCUMENTS

- 5,542,796 A * 8/1996 Bratten B23B 41/00
29/897.2
- H2203 H * 10/2007 Borchardt D8/396
- D589,337 S * 3/2009 Karlsson D8/394

- 7,789,379 B2 * 9/2010 Livingston, Jr. B25B 5/163
269/249
- 8,613,163 B2 * 12/2013 Smith F16B 2/12
52/3
- D704,041 S * 5/2014 Gledhill D8/396
- D705,634 S * 5/2014 Furey D8/72
- D758,176 S * 6/2016 Iwasaki D8/394
- D758,178 S * 6/2016 Kim D8/396
- D760,053 S * 6/2016 Schweigert D8/74
- D790,127 S * 6/2017 Verleur D27/183
- D832,070 S * 10/2018 Hoang D8/71
- D841,424 S * 2/2019 Hikoyama D8/72

* cited by examiner

Primary Examiner — David G Muller

(74) *Attorney, Agent, or Firm* — Sand, Sebolt & Wernow Co., LPA

(57) **CLAIM**

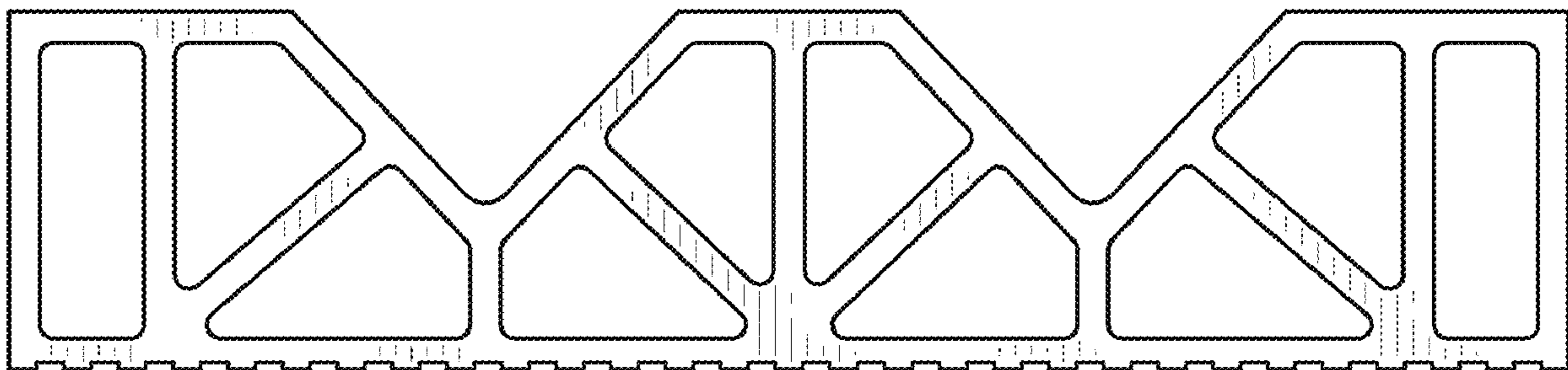
The ornamental design for a corner clamp, as shown.

DESCRIPTION

FIG. 1 is a front elevation view of a corner clamp in accordance with a first embodiment of my design; FIG. 2 is a rear elevation view of the corner clamp of FIG. 1; FIG. 3 is a top plan view of the corner clamp of FIG. 1; FIG. 4 is a bottom plan view of the corner clamp of FIG. 1; FIG. 5 is a left side elevation view of the corner clamp of FIG. 1; and, FIG. 6 is a right side elevation view of the corner clamp of FIG. 1.

The claimed design is shown with a symbolic break in its length. The appearance of any portion of the article between the break lines forms no part of the claimed design.

1 Claim, 1 Drawing Sheet



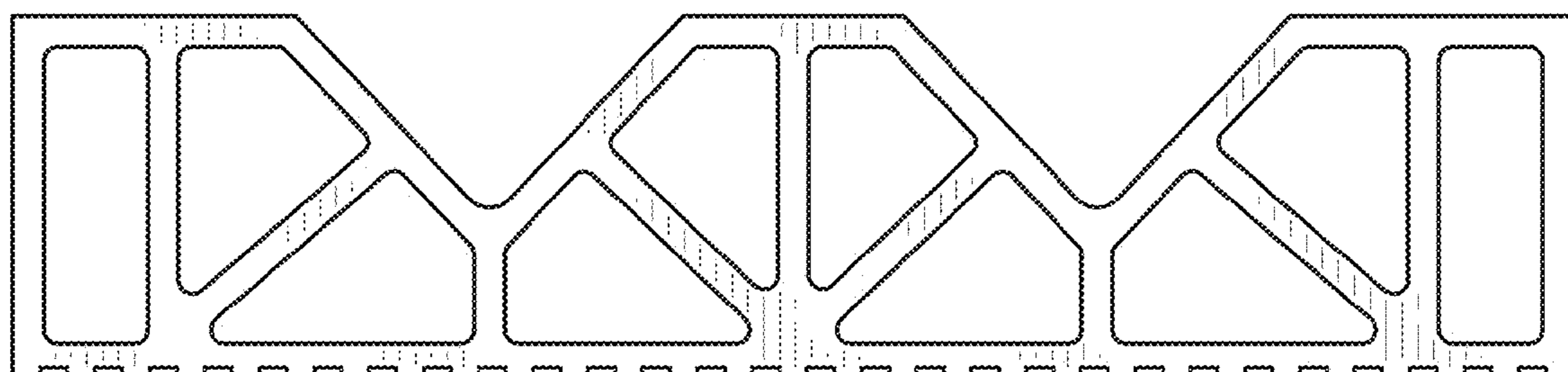


FIG. 1

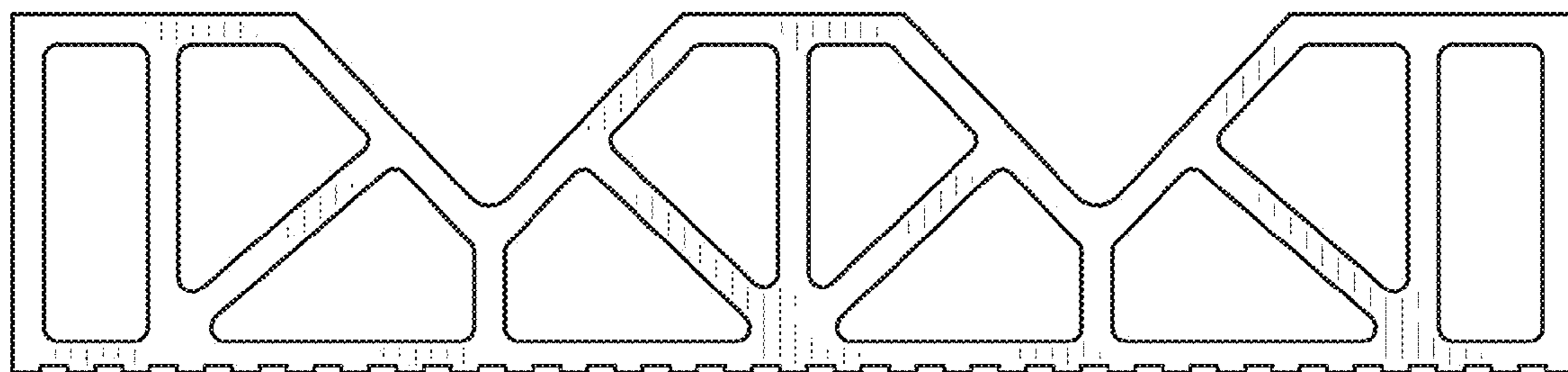


FIG. 2

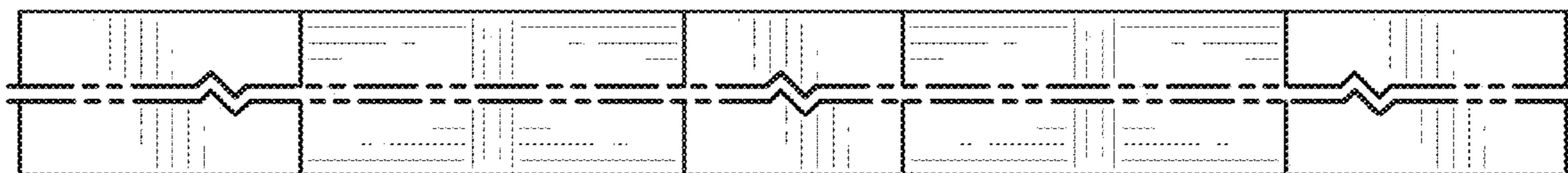


FIG. 3

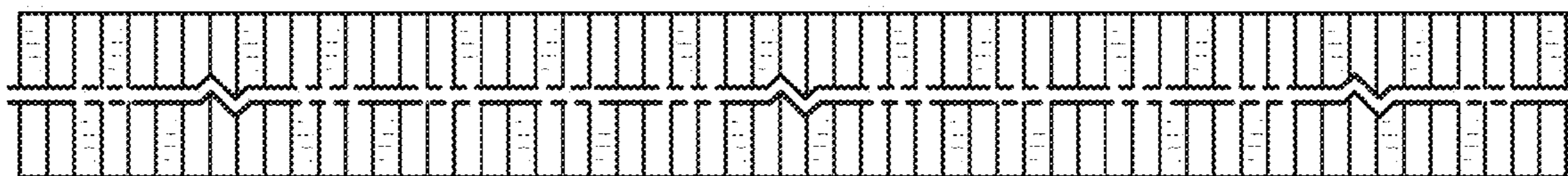


FIG. 4

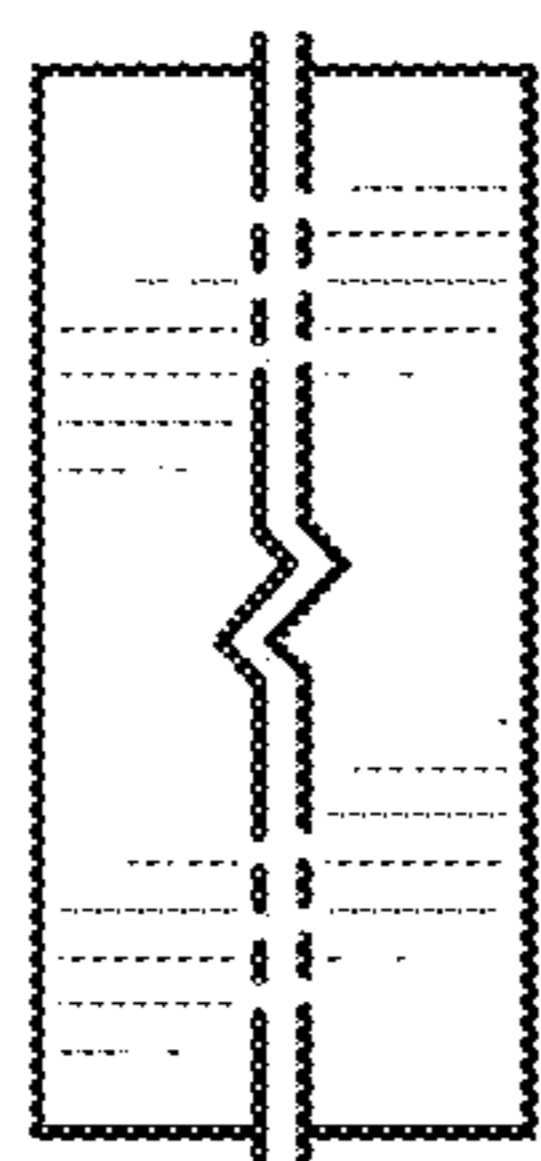


FIG. 5

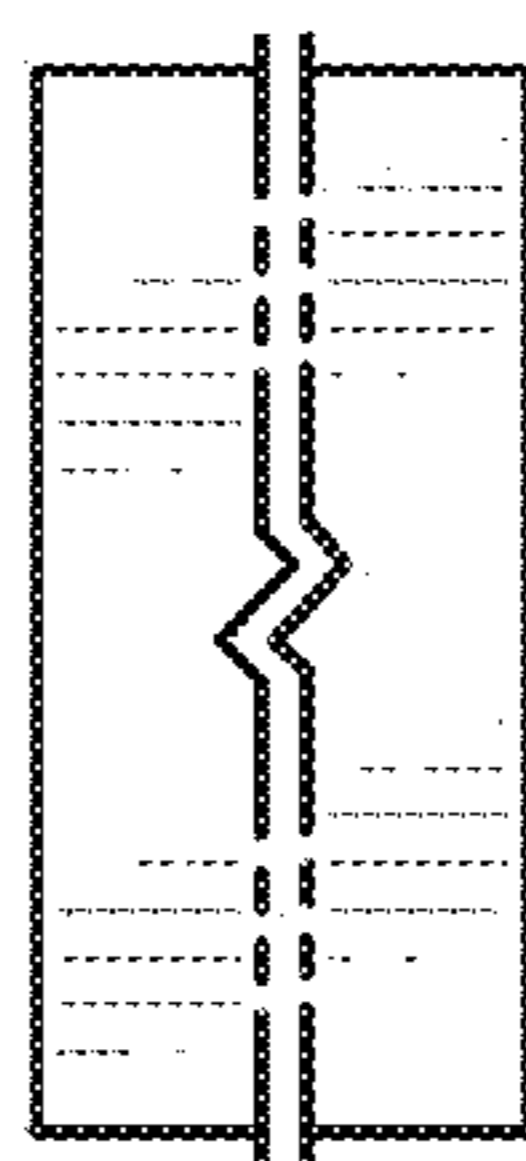


FIG. 6