



US00D899876S

(12) **United States Design Patent** (10) **Patent No.:** **US D899,876 S**  
**Igoe** (45) **Date of Patent:** **\*\* Oct. 27, 2020**

(54) **FOON**  
(71) Applicant: **Merlin Innovations, LLC**, Chagrin Falls, OH (US)  
(72) Inventor: **Brennan J. Igoe**, Chagrin Falls, OH (US)  
(73) Assignee: **Merlin Innovations, LLC**, Chagrin Falls, OH (US)  
(\*\*) Term: **15 Years**

D169,830 S \* 6/1953 St. Clair ..... D7/653  
D199,630 S 11/1964 Dedic  
D200,801 S \* 4/1965 Murase ..... D7/653  
D216,482 S \* 1/1970 Wentzel ..... D7/653  
D235,305 S \* 6/1975 Salviato ..... D7/645  
D358,741 S 5/1995 Burdick et al.  
D388,664 S 1/1998 Gagnon et al.  
D492,551 S \* 7/2004 Roehrig ..... D7/663  
D536,221 S 2/2007 Kamins  
D544,313 S 6/2007 Chisholm  
D607,285 S \* 1/2010 Julow ..... D7/642  
D644,071 S \* 8/2011 Vanguard ..... D7/643  
D665,630 S \* 8/2012 Vasavada ..... D7/643  
D695,081 S 12/2013 Graham  
D766,049 S \* 9/2016 Baclig ..... D7/642

(Continued)

(21) Appl. No.: **29/693,042**

(22) Filed: **May 30, 2019**

(51) **LOC (12) Cl.** ..... **07-03**

(52) **U.S. Cl.**  
USPC ..... **D7/643**; D7/401.2; D7/653

(58) **Field of Classification Search**  
USPC ..... D7/368, 401.2, 642-645, 653-664, 669, D7/675-677, 683, 688-689, 691; D8/107, 300-301; D22/117-118  
CPC ... A01D 9/02; A01D 9/04; A01D 9/06; A47G 21/00; A47G 21/004; A47G 21/005; A47G 21/02; A47G 21/023; A47G 21/04; A47G 21/06; A47G 21/08; A47J 43/28; A47J 43/281; A47J 43/282; A61F 13/10; A61J 7/0023; B25G 1/00; B25G 1/01; B25G 1/02; B25G 3/00; B65D 75/56; B65D 75/563; B65D 75/566; B67B 7/00; B67B 7/724; B67B 7/73  
See application file for complete search history.

(56) **References Cited**

**U.S. PATENT DOCUMENTS**

147,119 A 2/1874 Francis  
D33,327 S \* 10/1900 Crittenden ..... D7/691  
1,818,296 A \* 8/1931 Bothe ..... A47G 21/02  
30/322

**FOREIGN PATENT DOCUMENTS**

FR 2953111 A1 6/2011  
FR 2987730 A1 9/2013

*Primary Examiner* — Ricky Pham

(74) *Attorney, Agent, or Firm* — Medley, Behrens & Lewis, LLC

(57) **CLAIM**

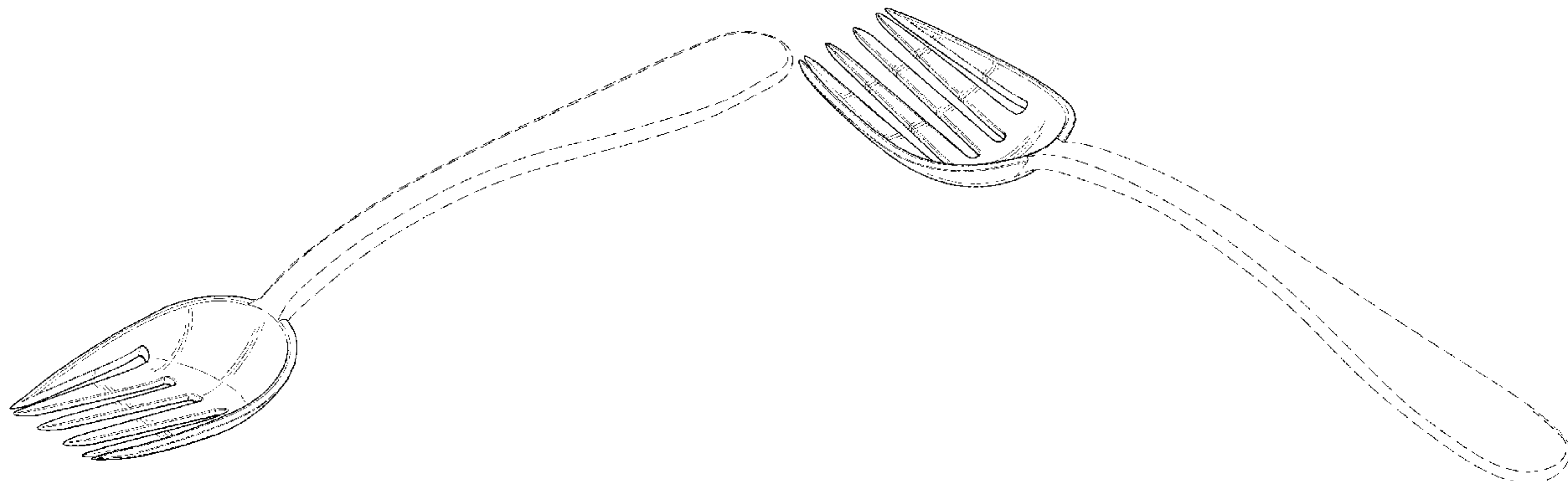
The ornamental design for a foon, as shown and described.

**DESCRIPTION**

FIG. 1 is a perspective view of an example foon according to the invention;  
FIG. 2 is another perspective view of the example foon according to the invention;  
FIG. 3 is a bottom plan view thereof;  
FIG. 4 is a left-side view thereof;  
FIG. 5 is a right-side view thereof;  
FIG. 6 is a top plan view thereof;  
FIG. 7 is a front view thereof; and,  
FIG. 8 is a rear view thereof.

The broken lines shown in FIGS. 1-8 are for illustrative purposes only and form no part of the claimed design.

**1 Claim, 5 Drawing Sheets**



(56)

**References Cited**

U.S. PATENT DOCUMENTS

D822,443 S     7/2018 Truelson  
D862,997 S \* 10/2019 Miksovsky ..... D7/643  
D864,674 S \* 10/2019 Iqnaibi ..... D7/643  
2018/0360246 A1 12/2018 Lefferts

\* cited by examiner

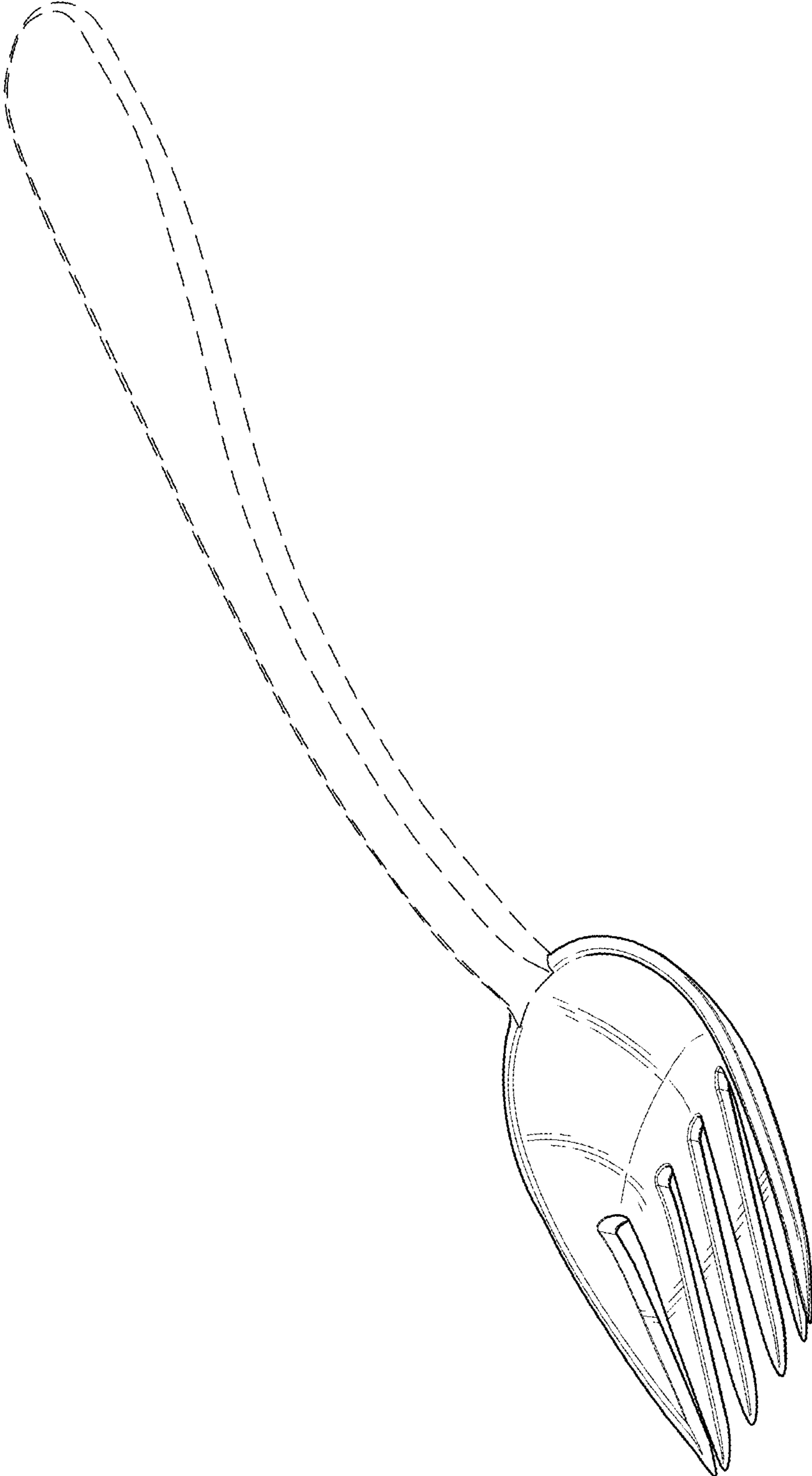


FIG. 1

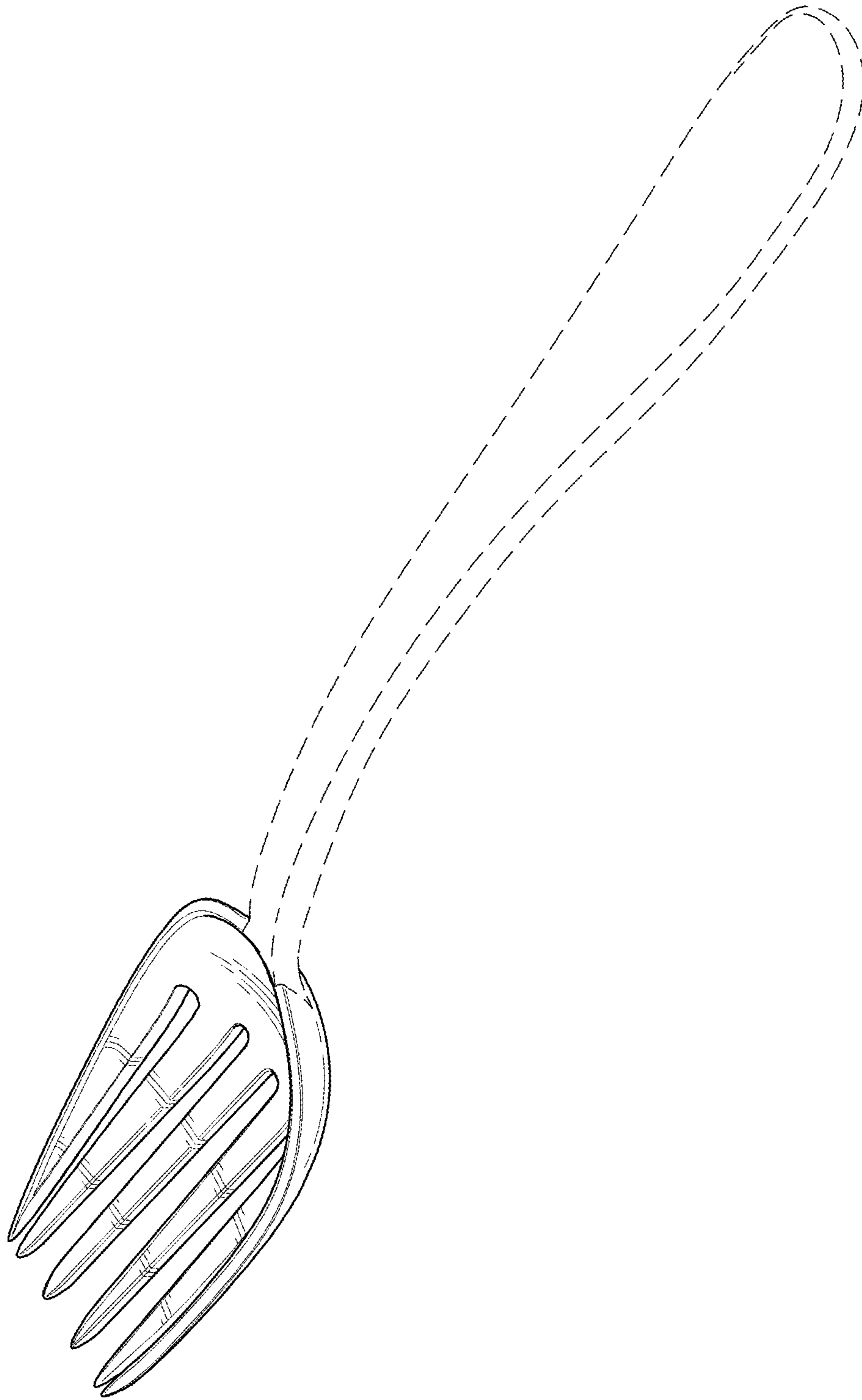


FIG. 2

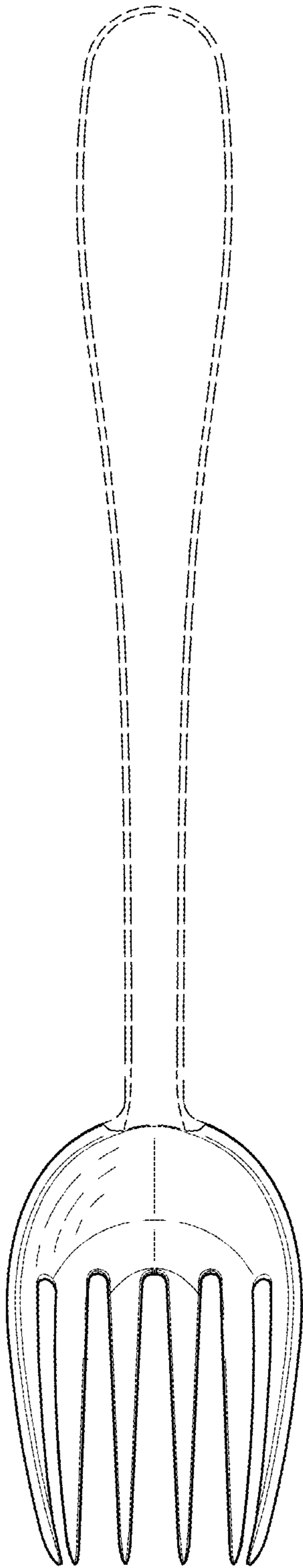


FIG. 3



FIG. 4



FIG. 5

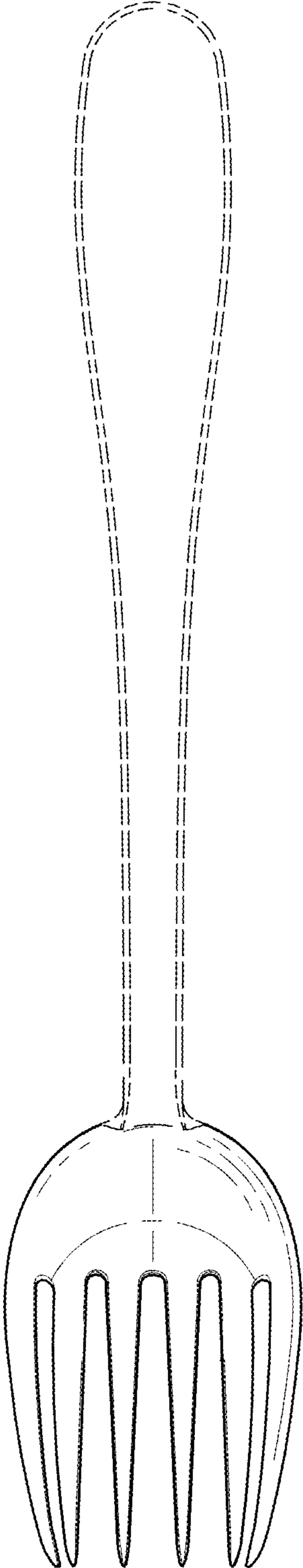


FIG. 6



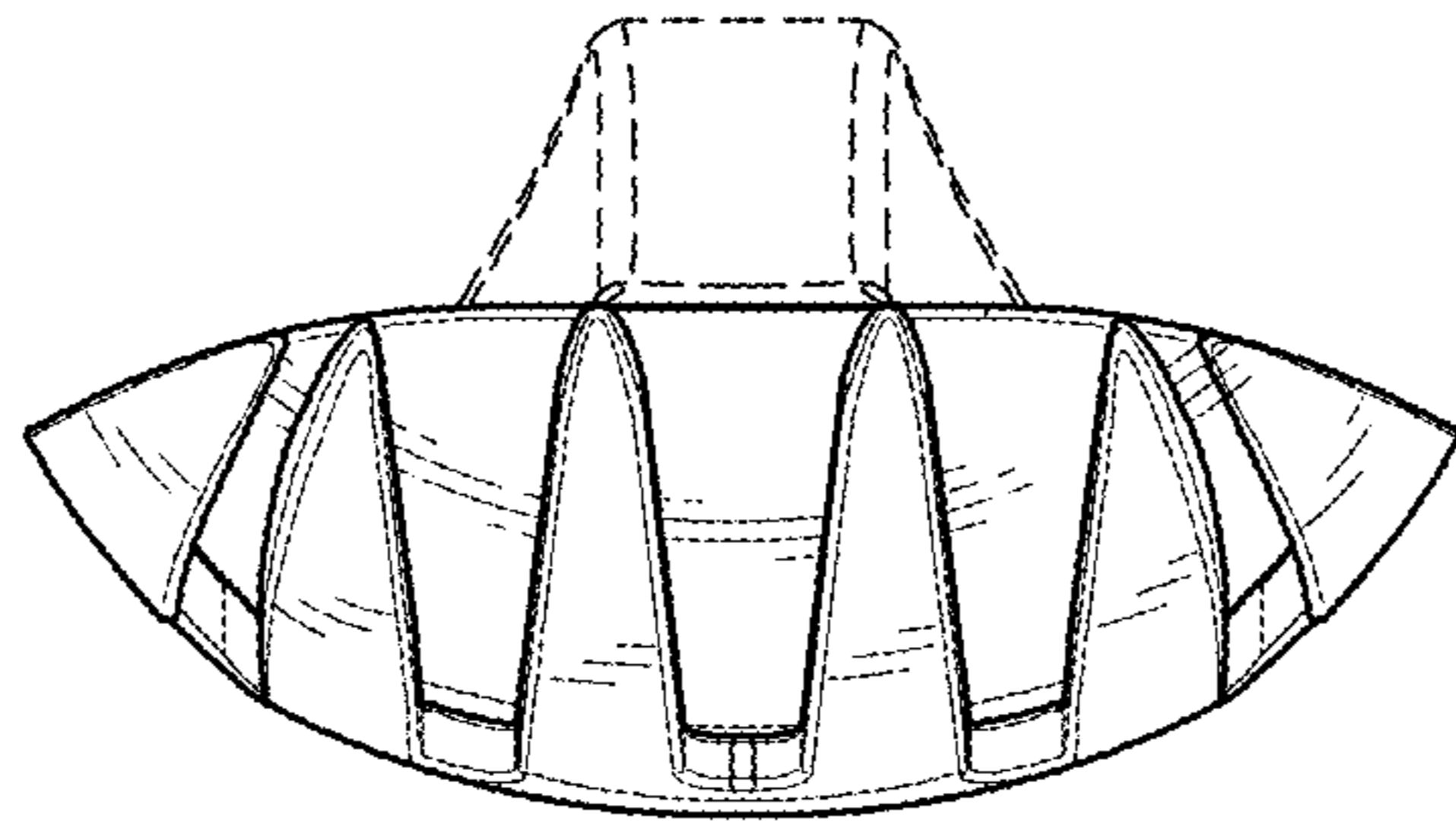


FIG. 7

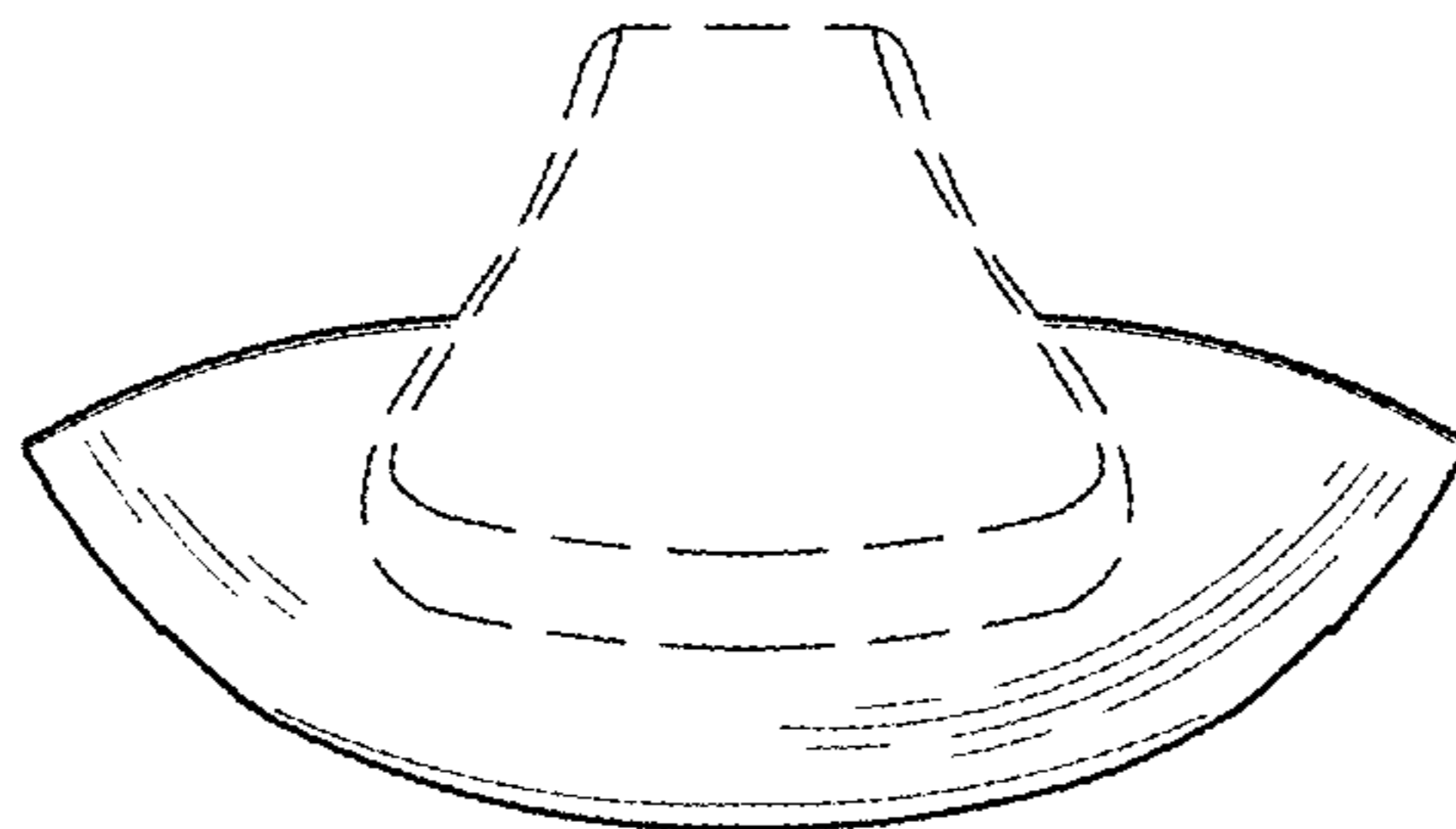


FIG. 8