



US00D899819S

(12) **United States Design Patent** (10) **Patent No.:** **US D899,819 S**
Sutton (45) **Date of Patent:** **** Oct. 27, 2020**

(54) **TRAVEL PILLOW WITH A FLAT NECK**
(71) Applicant: **Jesse Sutton**, New York, NY (US)
(72) Inventor: **Jesse Sutton**, New York, NY (US)
(**) Term: **15 Years**
(21) Appl. No.: **29/704,538**

2014/0007351 A1* 1/2014 Cohen A47G 9/0253
5/639
2016/0183685 A1* 6/2016 Kang A47G 9/1081
5/639
2017/0042332 A1* 2/2017 Atkinson A47C 7/383
2017/0290450 A1* 10/2017 Jaramillo A47G 9/10
2018/0242755 A1* 8/2018 Redford A47D 13/083
2018/0310731 A1* 11/2018 Staton A47G 9/0253
2019/0200773 A1* 7/2019 Komsky A47G 9/1081

(22) Filed: **Sep. 5, 2019**
(51) **LOC (12) Cl.** **06-09**
(52) **U.S. Cl.**
USPC **D6/601**
(58) **Field of Classification Search**
USPC D6/582-583, 587-592, 595-609,
D6/617-622; D21/803-809; D24/183
CPC A47G 9/00; A47G 2009/001; A47G
2009/002; A47G 2009/003; A47G 9/10;
A47G 9/1009; A47G 2009/1018; A47G
9/1045; A47G 9/1081; A47G 9/109
See application file for complete search history.

OTHER PUBLICATIONS

<https://bonvoyagetravelpillows.com/products/watermelon-travel-pillow-bon-voyage-memory-foam-cushion-neck-pillows-removable-washable-cover> (Year: 2020).*

* cited by examiner

Primary Examiner — Jennifer L Rempfer
(74) *Attorney, Agent, or Firm* — Ezra Sutton

(56) **References Cited**

U.S. PATENT DOCUMENTS

D704,963 S * 5/2014 McNeil D6/601
D817,031 S * 5/2018 Denat D6/601
D821,115 S * 6/2018 Chen D6/601
10,051,967 B2* 8/2018 Chan A47C 7/383
D849,452 S * 5/2019 Rabe D6/604
D878,808 S * 3/2020 Denat D6/601
D889,165 S * 7/2020 Chen D6/601
2007/0271703 A1* 11/2007 Matthews Brown
A47D 15/003
5/636
2013/0125312 A1* 5/2013 Harooni A47C 7/383
5/639

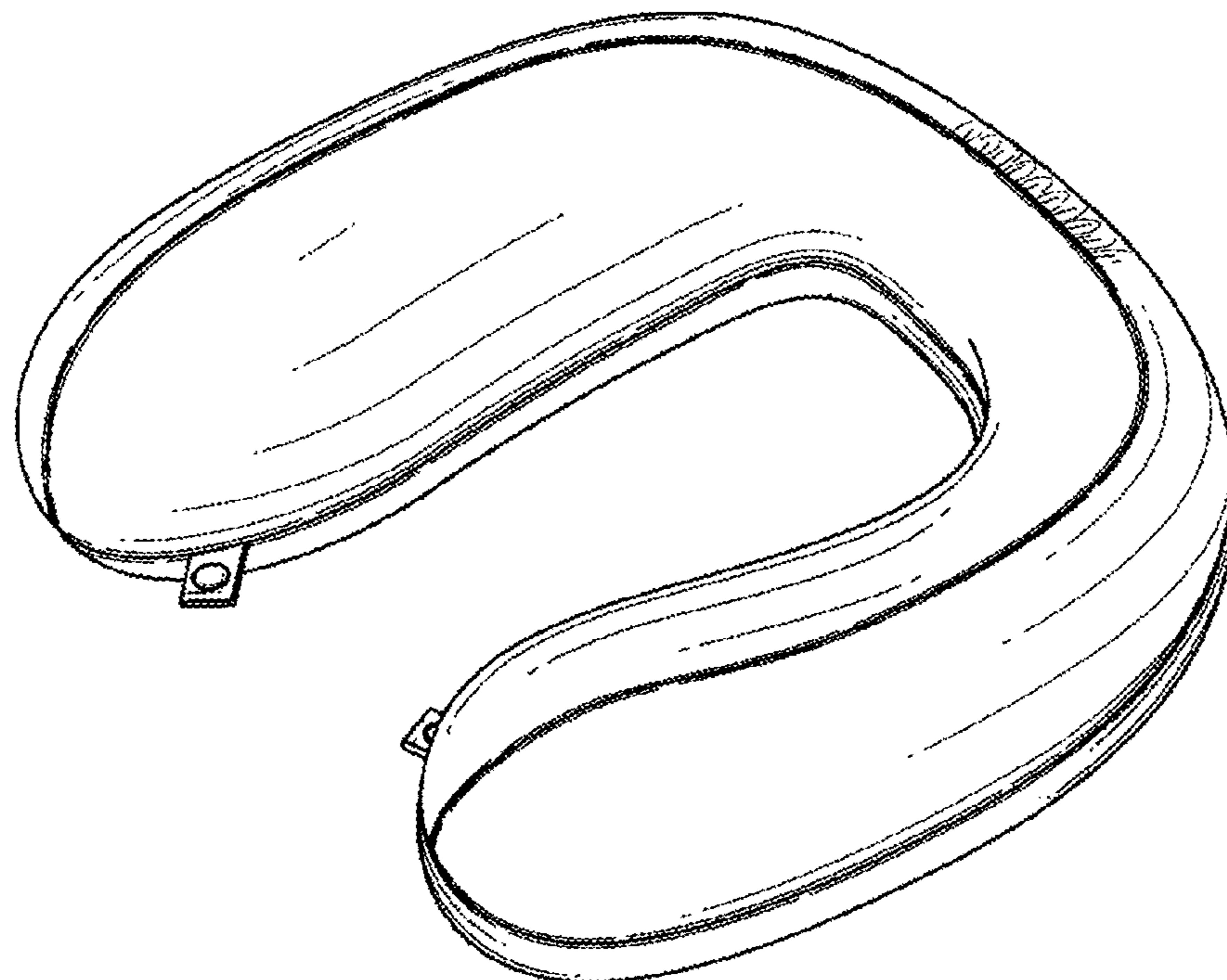
(57) **CLAIM**

The ornamental design for a travel pillow with flat neck, as shown and described.

DESCRIPTION

FIG. 1 is a front perspective view of travel pillow with flat neck embodying my new design;
FIG. 2 is a front elevational view thereof;
FIG. 3 is a rear elevational view thereof;
FIG. 4 is a left side elevational view thereof;
FIG. 5 is a right side elevational view thereof;
FIG. 6 is a top view thereof; and,
FIG. 7 is a bottom view thereof.

1 Claim, 4 Drawing Sheets



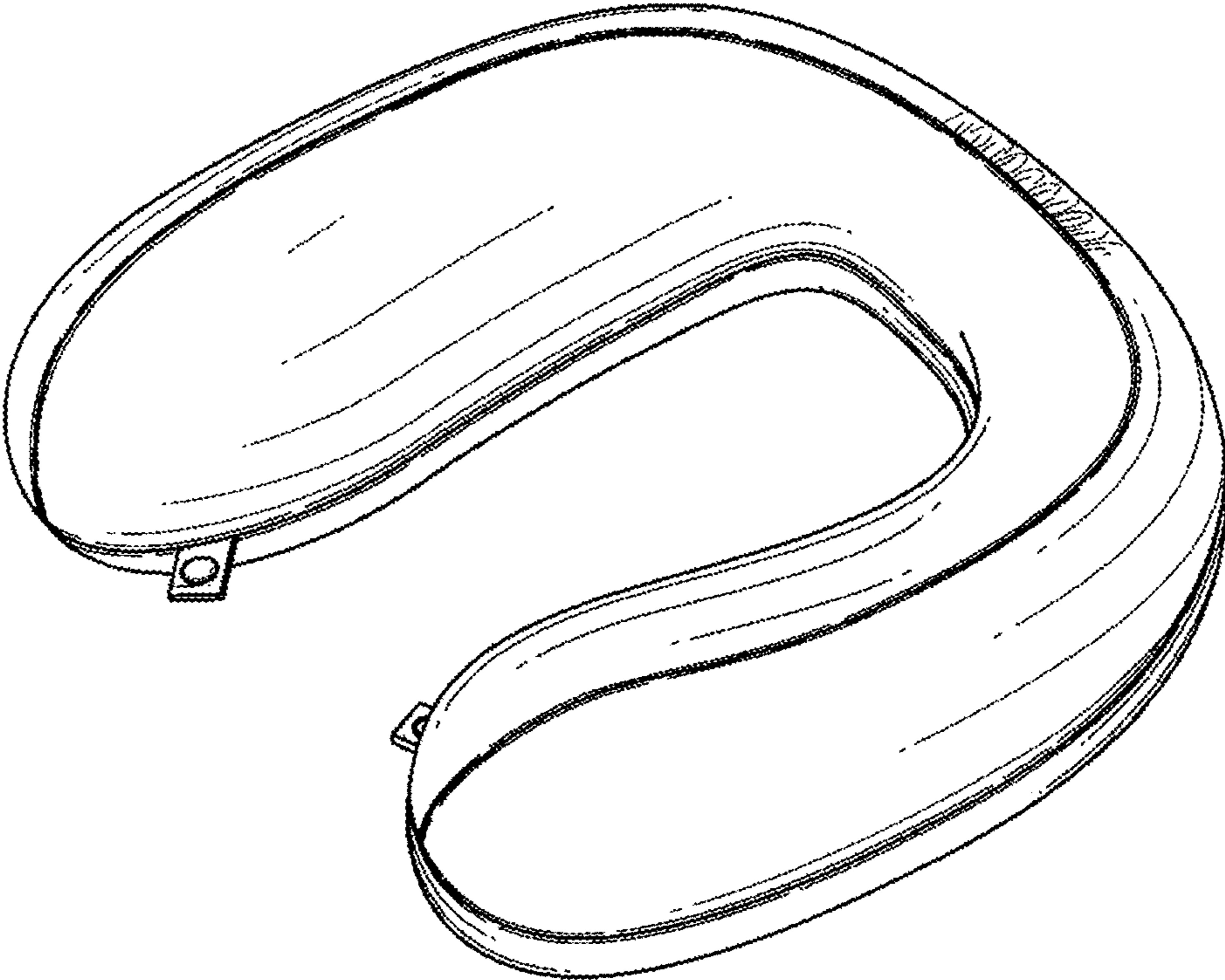


FIG. 1

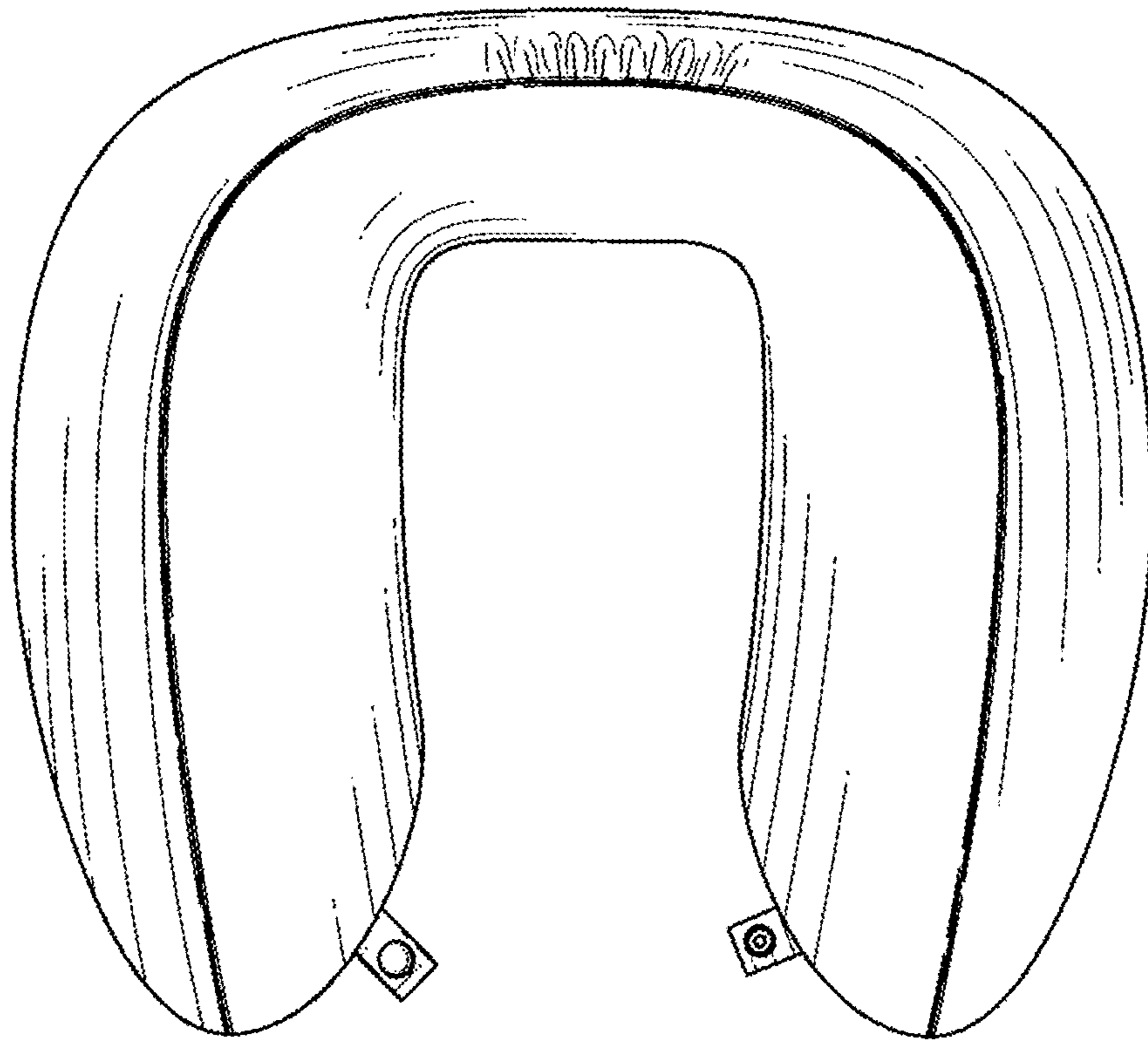


FIG. 2

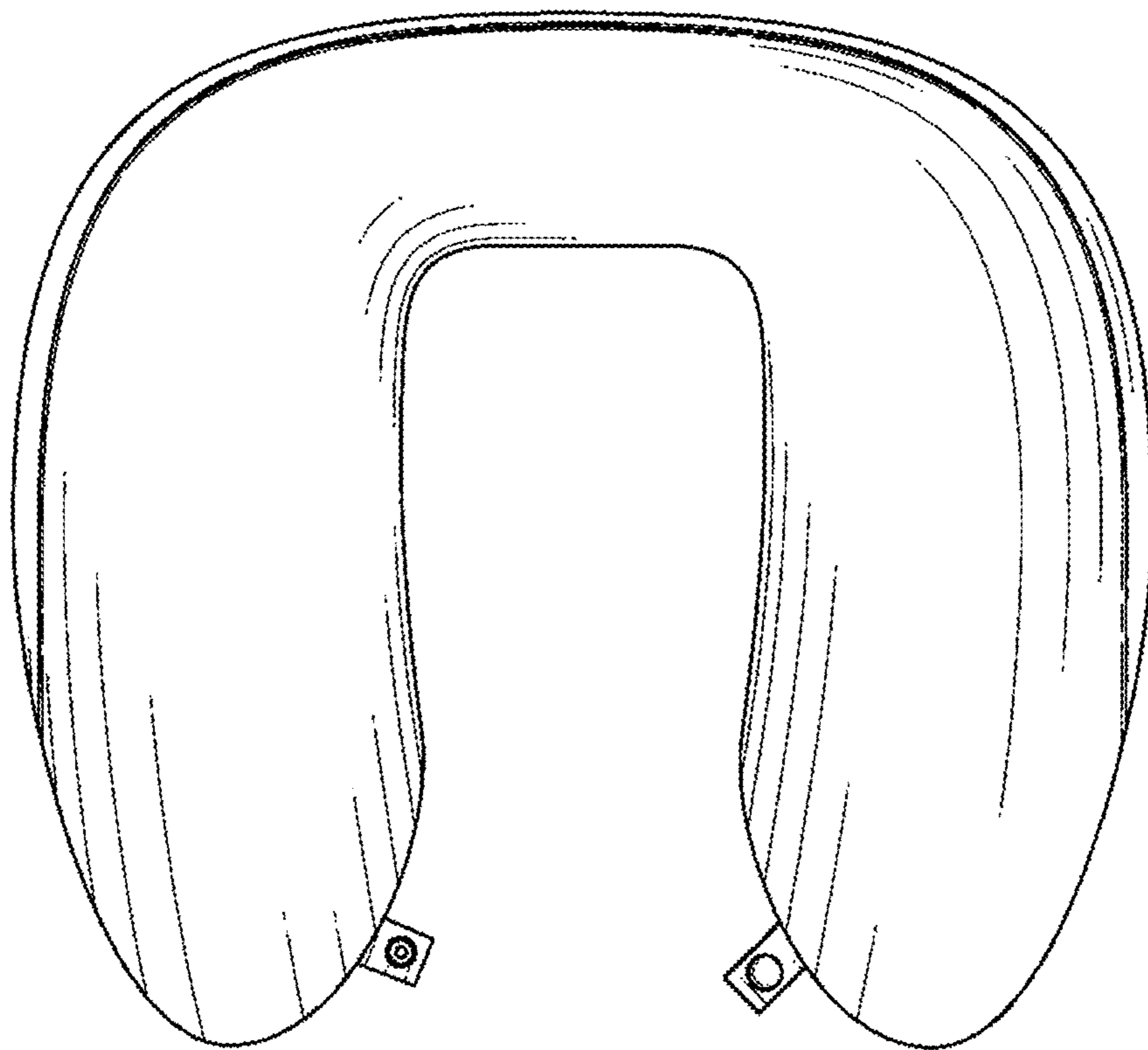


FIG. 3




FIG. 4




FIG. 5




FIG. 6

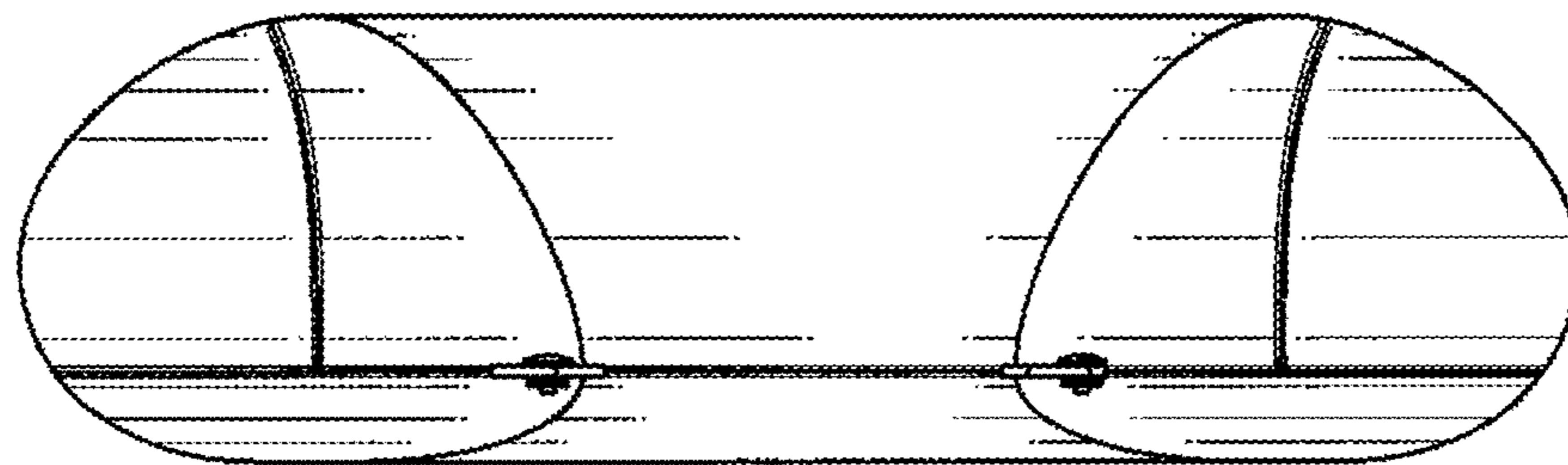


FIG. 7