



US00D899801S

(12) **United States Design Patent** (10) **Patent No.:** **US D899,801 S**  
**White, III et al.** (45) **Date of Patent:** **\*\* Oct. 27, 2020**

(54) **CHAIR**  
(71) Applicant: **Gabriella White, LLC**, Pelham, AL (US)  
(72) Inventors: **William Bew White, III**, Pelham, AL (US); **Ryan Higginbotham**, Pelham, AL (US); **Leigh Anne Alfano**, Pelham, AL (US)  
(73) Assignee: **Gabriella White, LLC**, Pelham, AL (US)  
(\*\*) Term: **15 Years**  
(21) Appl. No.: **29/673,504**  
(22) Filed: **Dec. 14, 2018**  
(51) **LOC (12) Cl.** ..... **06-01**  
(52) **U.S. Cl.**  
USPC ..... **D6/370**  
(58) **Field of Classification Search**  
USPC ..... D6/368, 370, 371, 373, 374, 375, 379, D6/717  
CPC .... A47C 4/08; A47C 4/00; A47C 7/70; A47C 7/405; A47C 13/00  
See application file for complete search history.

(56) **References Cited**

**U.S. PATENT DOCUMENTS**

D68,027 S \* 8/1925 Wurdack ..... D6/370  
D148,391 S \* 1/1948 Plourde et al. .... D6/370  
2,713,888 A \* 7/1955 Andrews ..... A47C 7/70  
297/124  
D240,873 S \* 8/1976 Lewis ..... D6/368  
D250,922 S \* 1/1979 Adkinson ..... D6/379  
4,707,023 A \* 11/1987 Hickey ..... A47C 7/405  
297/31  
D646,075 S \* 10/2011 Bogdan ..... D6/375  
D660,038 S \* 5/2012 Hoyord ..... D6/370

D660,040 S \* 5/2012 Bogdan ..... D6/370  
D668,466 S \* 10/2012 White, III ..... D6/370  
D713,163 S \* 9/2014 Pedersen ..... D6/370  
D719,751 S \* 12/2014 Nelson ..... D6/368  
D777,465 S \* 1/2017 Milde ..... D6/370  
D779,849 S \* 2/2017 White, III ..... D6/370  
D779,850 S \* 2/2017 White, III ..... D6/370  
D805,316 S \* 12/2017 Lowsky ..... D6/379  
D810,457 S \* 2/2018 Natuzzi ..... D6/379  
D812,925 S \* 3/2018 Leech ..... D6/370  
D821,111 S \* 6/2018 Scallions ..... D6/371  
D835,427 S \* 12/2018 Inovero ..... D6/370  
D836,931 S \* 1/2019 Prokofiev ..... D6/368  
D848,172 S \* 5/2019 Tham ..... D6/370  
D853,142 S \* 7/2019 Tao ..... D6/370  
D865,425 S \* 11/2019 Snowden ..... D6/717

\* cited by examiner

*Primary Examiner* — Kevin K Rudzinski  
*Assistant Examiner* — Paul D Bohannon  
(74) *Attorney, Agent, or Firm* — Thomas G. Peterson;  
Maynard Cooper & Gale


(57) **CLAIM**

The ornamental design for a chair, as shown and described.

**DESCRIPTION**

FIG. 1 is a perspective view of the front and one side of the chair showing our ornamental design.  
FIG. 2 is an additional perspective view of the front and the opposite side of the chair in FIG. 1.  
FIG. 3 is a front elevation view of the chair in FIG. 1.  
FIG. 4 is a top plan view of the chair in FIG. 1.  
FIG. 5 is a side elevation view of the chair in FIG. 1, with a side elevation view of the other side of the chair being a mirror image of FIG. 5.  
FIG. 6 is a perspective view of the rear and one side of the chair in FIG. 1; and,  
FIG. 7 is a rear elevation view of the chair in FIG. 1.

**1 Claim, 7 Drawing Sheets**






FIG. 1




FIG. 2

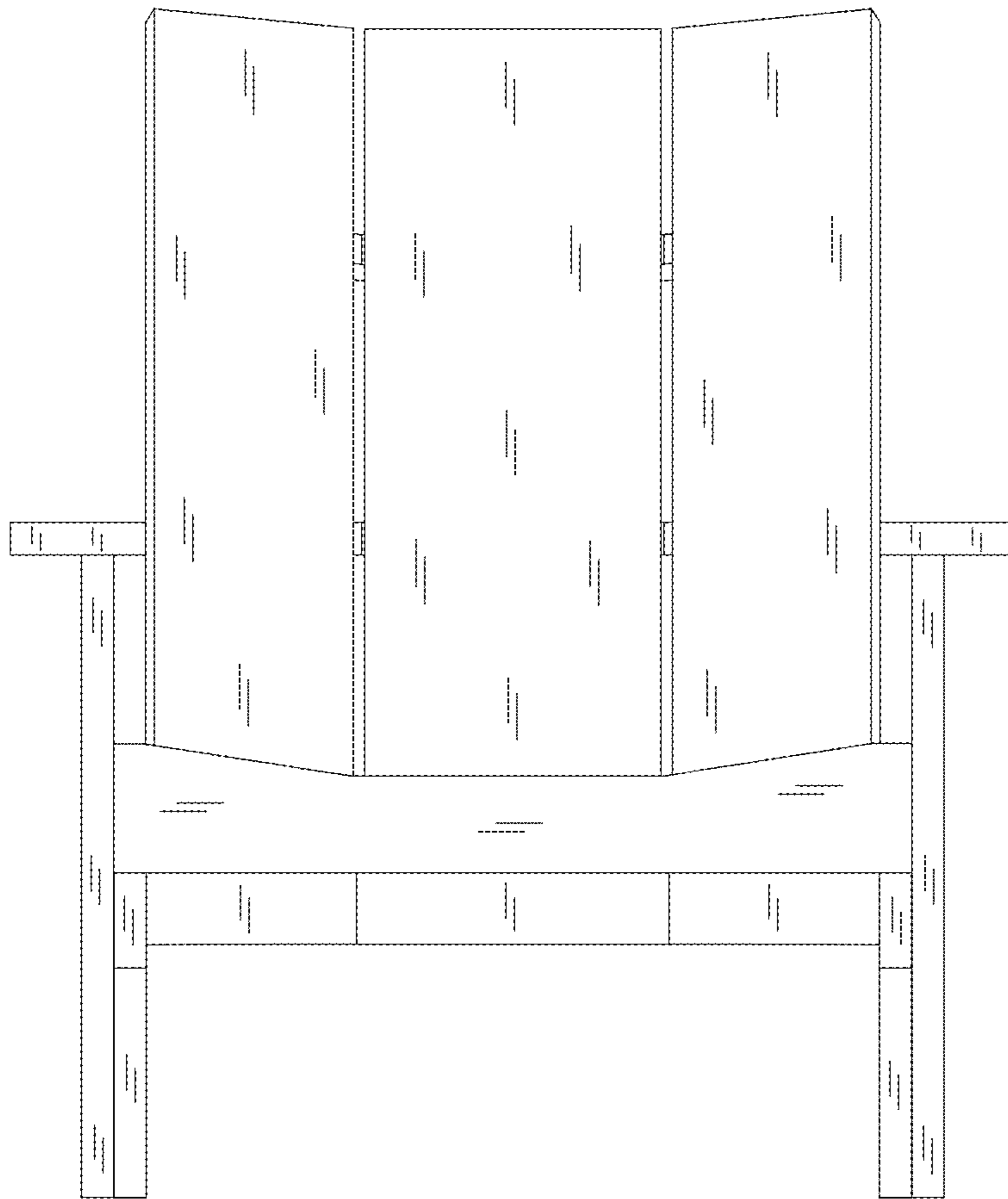


FIG. 3

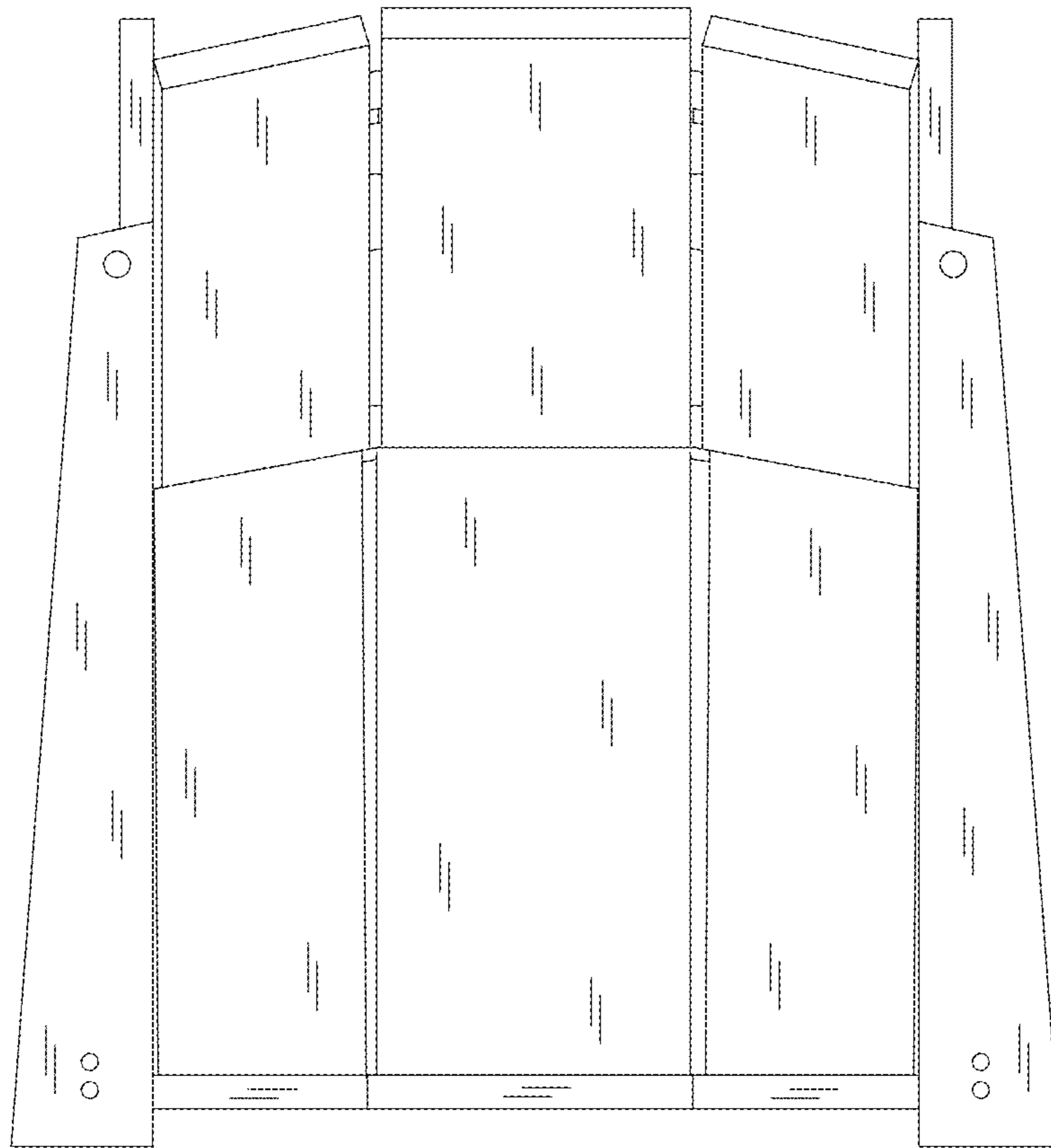


FIG. 4

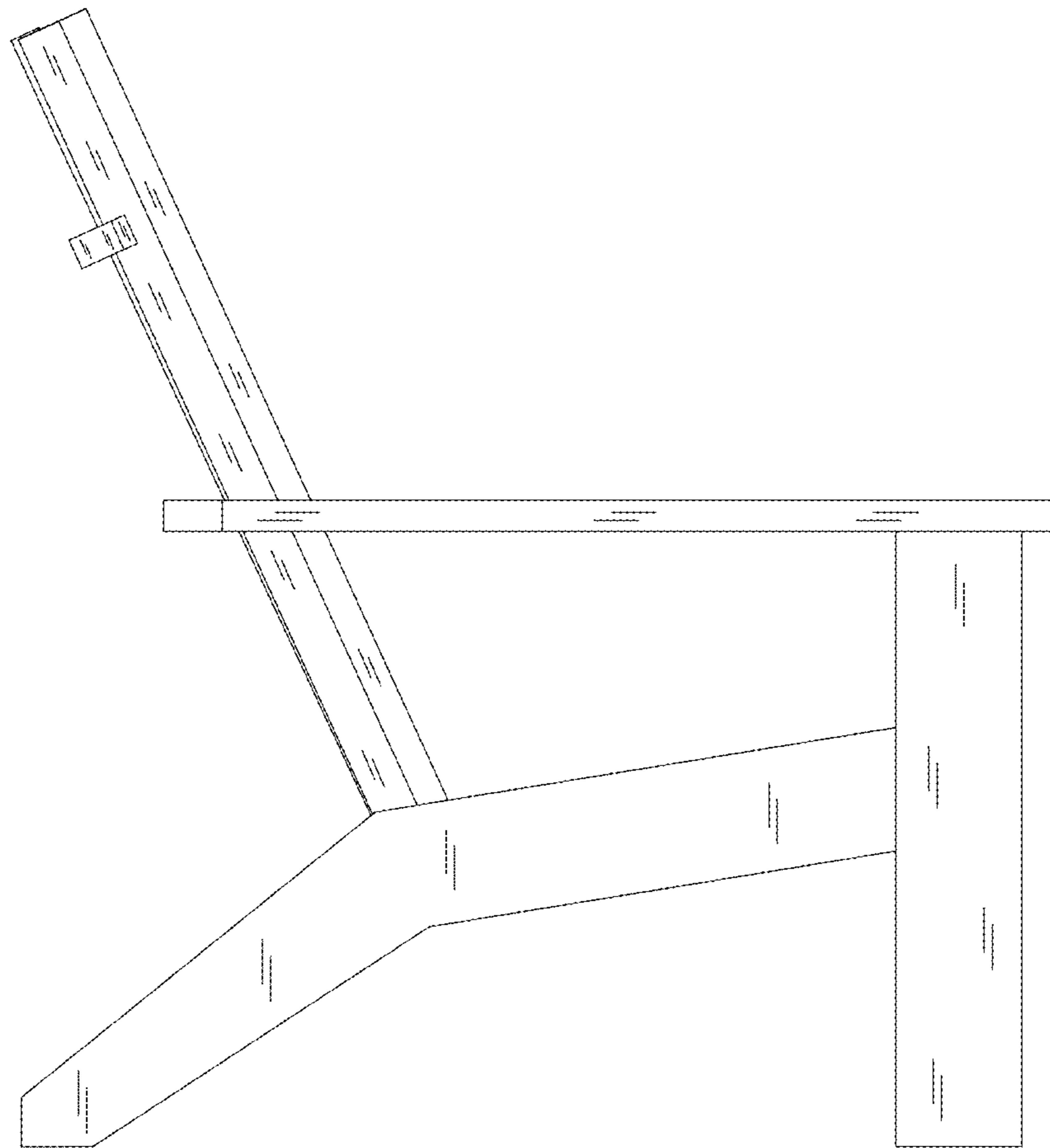


FIG. 5




FIG. 6

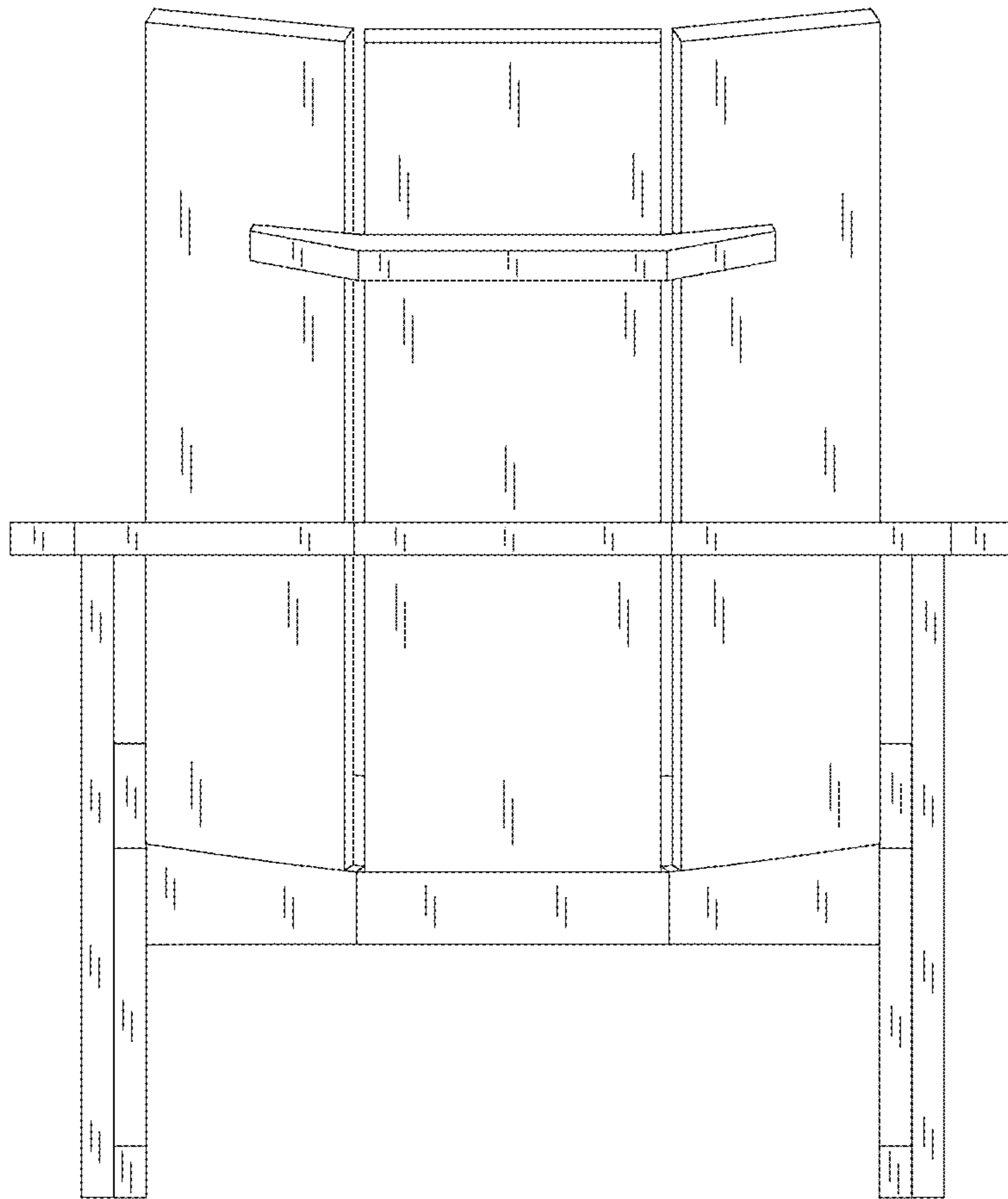


FIG. 7