

US00D899795S

(12) **United States Design Patent** (10) **Patent No.:** **US D899,795 S**
Hale (45) **Date of Patent:** **** *Oct. 27, 2020**

(54) **CHAIR**
(71) Applicant: **Williams-Sonoma, Inc.**, San Francisco, CA (US)
(72) Inventor: **Edward Hale**, Brooklyn, NY (US)
(73) Assignee: **Williams-Sonoma, Inc.**, San Francisco, CA (US)
(*) Notice: This patent is subject to a terminal disclaimer.
(**) Term: **15 Years**

D677,911 S * 3/2013 Hamilton D6/334
D689,725 S * 9/2013 Hamilton D6/716.1
D798,072 S * 9/2017 Massaud D6/334
D858,121 S * 9/2019 Natuzzi D6/334
D862,095 S * 10/2019 Young D6/334
D878,780 S * 3/2020 Banda D6/334
D882,283 S * 4/2020 Barber D6/334

* cited by examiner

Primary Examiner — Cathron C Brooks
(74) *Attorney, Agent, or Firm* — Cook Alex Ltd.; R. Blake Johnston

(21) Appl. No.: **29/692,673**
(22) Filed: **May 28, 2019**
(51) **LOC (12) Cl.** **06-01**
(52) **U.S. Cl.**
USPC **D6/334**
(58) **Field of Classification Search**
USPC D6/334, 335, 336, 367, 381
CPC .. A47C 7/24; A47C 7/54; A47C 7/541; A47C 7/546; A47C 17/00; A47C 17/02; A47C 17/04; A47C 17/86
See application file for complete search history.

(57) **CLAIM**

The ornamental design for a chair, as shown and described.

DESCRIPTION


FIG. 1 is a perspective view of the chair;
FIG. 2 is a front elevational view of the chair;
FIG. 3 is a rear elevational view of the chair;
FIG. 4 is a left side elevational view of the chair, the opposite side of which is a mirror image;
FIG. 5 is a top plan view of the chair; and,
FIG. 6 is a bottom plan view of the chair.

(56) **References Cited**

U.S. PATENT DOCUMENTS

D505,276 S * 5/2005 Cronk D6/334
D590,165 S * 4/2009 Natuzzi D6/381

1 Claim, 6 Drawing Sheets






FIG. 1




FIG. 2

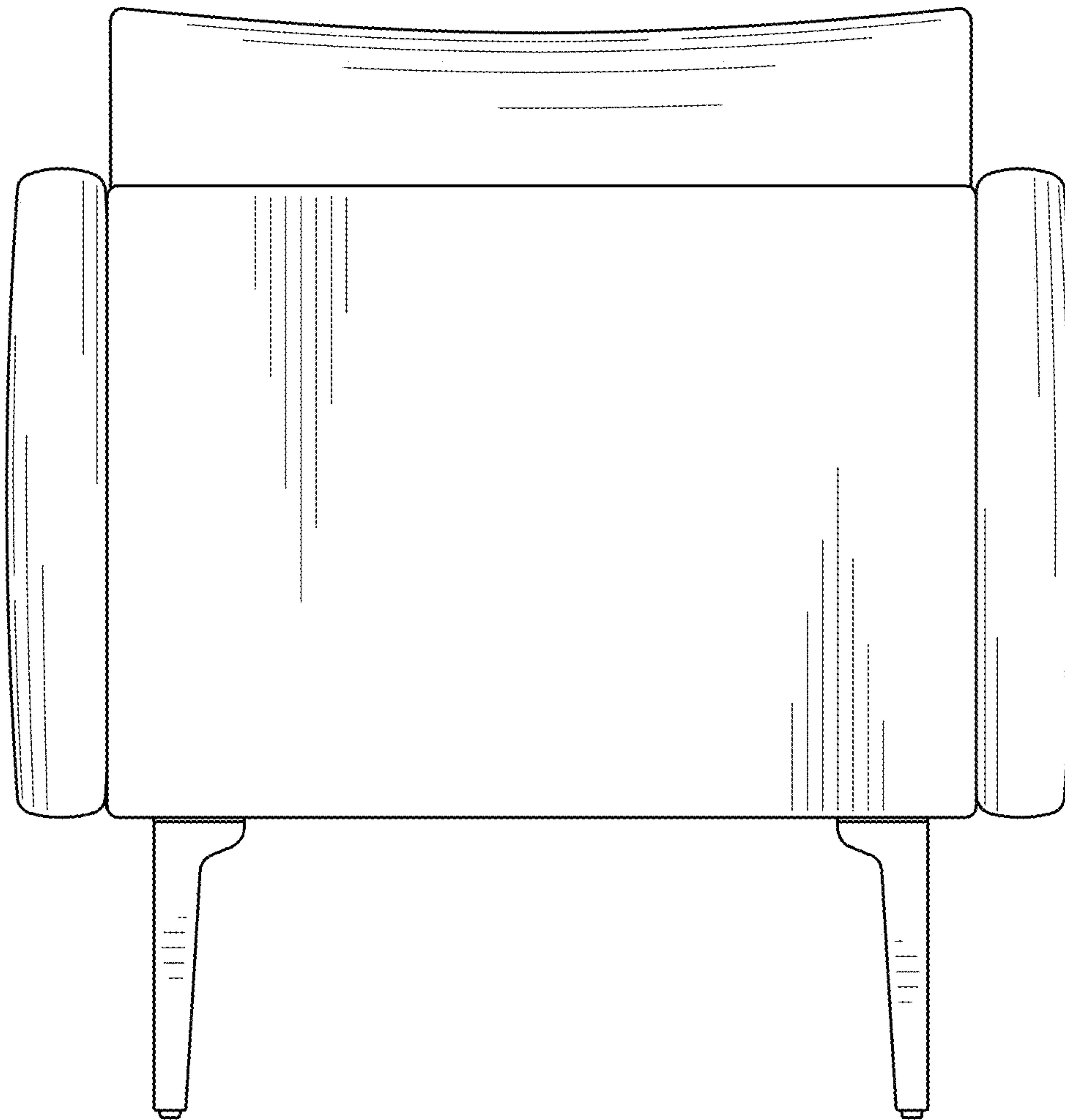


FIG. 3

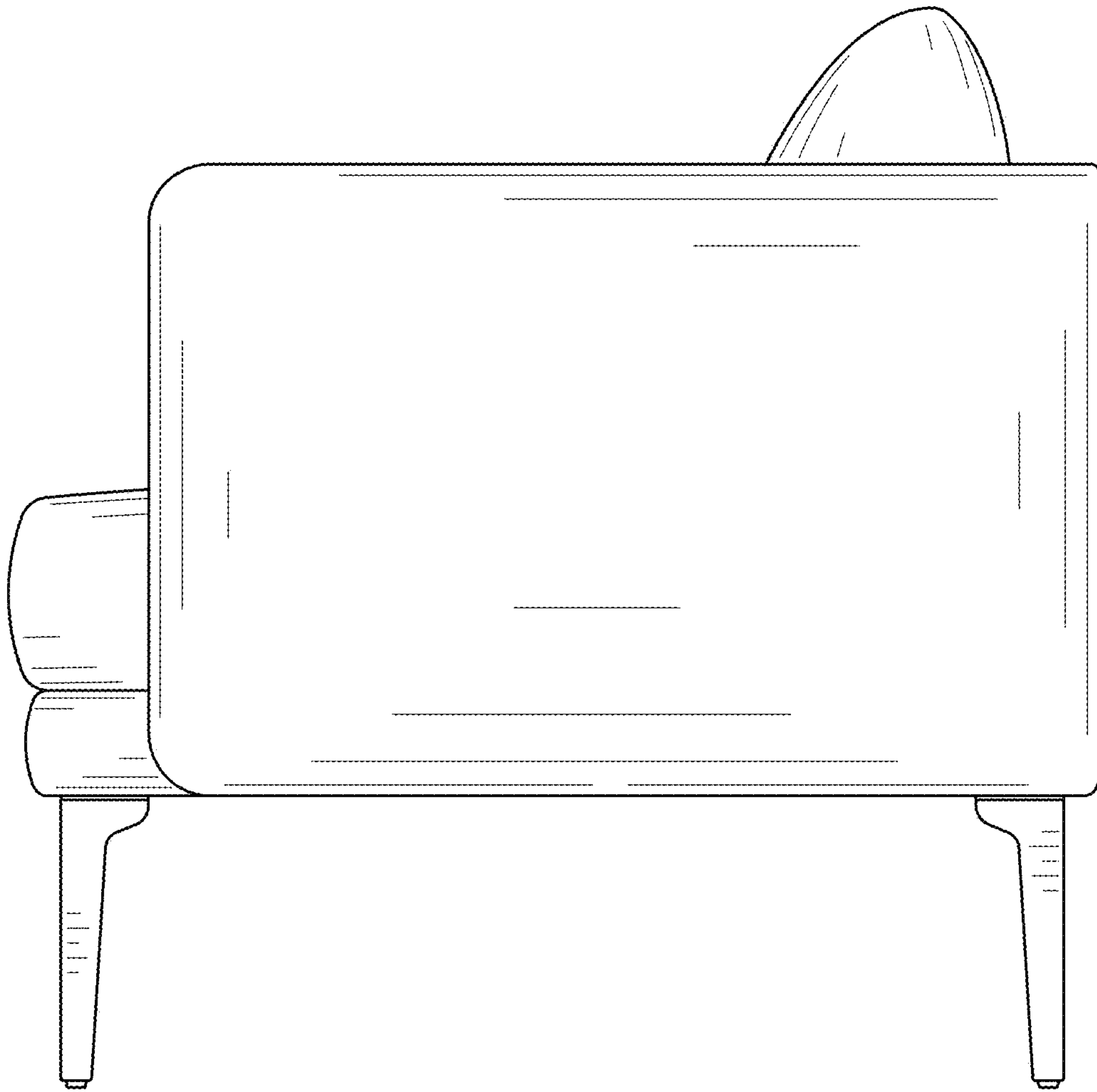


FIG. 4




FIG. 5




FIG. 6