



US00D899794S

(12) **United States Design Patent** (10) **Patent No.:** **US D899,794 S**
Shallcross (45) **Date of Patent:** **** Oct. 27, 2020**

(54) **GARMENT HANGER**

(71) Applicant: **MAINETTI GmbH**, Detmold (DE)

(72) Inventor: **Stephen Shallcross**, Chester (GB)

(73) Assignee: **MAINETTI GMBH** (DE)

(**) Term: **15 Years**

(21) Appl. No.: **29/669,119**

(22) Filed: **Nov. 6, 2018**

Related U.S. Application Data

(62) Division of application No. 35/502,426, filed on Jul. 20, 2016 (U.S. filing date under 35 U.S.C. 384), and having an international filing date of Jul. 20, 2016, now Pat. No. Des. 846,289.

(30) **Foreign Application Priority Data**

Jan. 20, 2016	(GB)	5001166
Feb. 5, 2016	(GB)	5001444
Feb. 5, 2016	(GB)	5001447
Feb. 5, 2016	(GB)	5001448
Feb. 5, 2016	(GB)	5001449
Feb. 5, 2016	(GB)	5001450
Feb. 5, 2016	(GB)	5001451
Feb. 5, 2016	(GB)	5001452

(51) **LOC (12) Cl.** **06-08**

(52) **U.S. Cl.**
USPC **D6/328**

(58) **Field of Classification Search**
USPC D6/315-328; D8/349, 343, 382;
D9/434, 446; D11/200
CPC A47G 25/00; A47G 25/02; A47G 25/06;
A47G 25/00607; A47G 25/10; A47G
25/014; A47G 25/1407; A47G 25/0028;
A47G 25/00743; A47F 5/00; A47F
2005/0012; G09F 3/08; G09F 3/14
See application file for complete search history.

(56) **References Cited**

U.S. PATENT DOCUMENTS

580,199	A *	4/1897	Sommerfeld	G09F 3/14 40/665
627,920	A *	6/1899	Gould	G09F 3/14 40/665
3,310,272	A *	3/1967	Brunger	A47F 5/0006 248/339
D287,908	S *	1/1987	Fox	G09F 3/14 D6/328
5,626,268	A *	5/1997	Kolton	A47G 25/743 223/85
D587,113	S *	2/2009	Sharon	A47G 25/743 D9/434
D627,827	S *	11/2010	Rogers	D20/27

(Continued)

Primary Examiner — Mary Ann Calabrese

(74) *Attorney, Agent, or Firm* — The Belles Group, P.C.


(57) **CLAIM**

The ornamental design for a garment hanger, as shown and described.

DESCRIPTION

FIG. 1 is a perspective view of a garment hanger according to the new design;
FIG. 2 is a front view thereof;
FIG. 3 is a top view thereof;
FIG. 4 is a right-side view thereof;
FIG. 5 is a rear view thereof;
FIG. 6 is a bottom view thereof; and,
FIG. 7 is a left-side view thereof.
FIG. 1 illustrates the garment hanger in a closed condition and FIGS. 2-7 illustrate the garment hanger in an open condition. The hook portion of the garment hanger that is shown in blue wash is excluded from protection.

1 Claim, 7 Drawing Sheets



(56)

References Cited

U.S. PATENT DOCUMENTS

D657,577 S * 4/2012 Coote D6/328
D793,747 S * 8/2017 Taylor A47F 13/085
2007/0113453 A1* 5/2007 Dickinson A47F 13/085
D6/323
40/673

* cited by examiner




FIG. 1




FIG. 2




FIG. 3




FIG. 4




FIG. 5



FIG. 6




FIG. 7